

Product Protection Solutions

Caps | Plugs | Shercon® Masking | Packaging and Tubing

company overview









For more than 65 years, Caplugs has been the leader in product protection with innovative parts that solve industry-wide challenges. Comprehensive manufacturing capabilities, processes and a wide range of materials allow us to meet your needs.



Over 400 million caps, plugs, packaging, tubing and masking products are always in-stock and ready to ship. While a dedicated team of in-house engineers is also available for complete custom designs. With a global manufacturing and sales presence and responsive customer service representatives, Caplugs brings solutions you can rely on.



SEARCH PRODUCTS BY TYPE

 tapered caps & plugs	20-31
 caps	32-85
 plugs.....	86-141
 shercon® masking.....	142-217
 packaging & netting	218-245
 more product protection	246-257

SEARCH PRODUCTS BY INDUSTRY

 pipe & flange	258-309
 medical	310-335
 electronics.....	336-357
 compressed gas	358-365

PAGE GUIDE

selector guide	2-11
production capabilities	12-13
custom engineered solutions	14-15
rubber molded components.....	16-17
ordering & samples	18
quality certifications	19
product offering.....	20-365
material selection by temperature	366
color options	367
material data chart	368-369
military & NAS specifications	370
vinyl conversion chart	370
terms & conditions	371
index	372

We just couldn't fit it all in!

Caplugs has thousands of parts not shown in this catalog. If you don't see a part to fit your need, contact us at 1.888.CAPPLUGS to discuss additional parts offered or custom capabilities.

tapered caps & plugs



T SERIES
Tapered body gives snug fit as cap/plug
Pages 22-25



TV SERIES
Flexible injection-molded vinyl cap/plug
Pages 30-31



W SERIES
Wide-flanged cap/plug
Pages 26-27



WW SERIES
Wide, thick flange cap/plug
Pages 28-29



WWX SERIES
Extra-wide, thick flange cap/plug
Pages 26-27

caps

non-threaded



AS138 SERIES
Electrical connector dust caps
Pages 354-357



C SERIES
Straight-sided utility caps
Pages 338-339



CBC SERIES
Coaxial cable connector caps
Pages 348-349



CC SERIES
Flange covers
Pages 306-307



CE SERIES
Plastic caps for threaded pipe ends
Pages 260-261



CEC SERIES
Conductive caps for threaded and non-threaded connectors
Pages 340-341



CLT SERIES
Standard duty long thread well casing
Pages 266-267



COF SERIES
Round caps for tubing and rods
Pages 82-83



CST SERIES
Standard duty long thread well casing caps
Pages 266-267



DCC SERIES
D-subminiature rectangular connectors
Pages 344-345



DCF SERIES
D-subminiature connectors with flared shells
Pages 344-345



DP SERIES
For ITT Cannon-style connectors
Pages 346-347



DS SERIES
Non-sloughing conductive caps
Pages 344-345



EC SERIES
Caps for threaded or smooth connectors
Pages 338-339



EMC SERIES
Caps for champ-type connectors
Pages 346-347



EPN-240 SERIES
Recessed pipe caps
Pages 260-261



EPN-250 SERIES
Bevel edge open-end protectors
Pages 262-263



EPN-310 SERIES
Outside fitting protectors
Pages 300-301



EVC SERIES
Ergonomic vented caps
Pages 324-325



EZC SERIES
Non-threaded caps for NPT fittings
Pages 34-35



FAF SERIES
Full-face protectors
Pages 278-283



FAN SERIES
Flange covers with bolt holes
Pages 288-295



FAR SERIES
Raised-face protectors
Pages 284-287



FCO SERIES
Flat-faced O-ring caps
Pages 34-35



FCR SERIES
Heavy-wall caps for round tubing
Pages 82-83



FF SERIES
Square, hexagonal and triangular caps
Pages 302-303



FFP SERIES
Finger-lock flange covers
Pages 288-289



FI SERIES
Fits all standard injectors
Pages 34-35



FN SERIES
Finishing flanges-non-corroding
Pages 306-307



FPC SERIES
Fabricated pipe caps
Pages 264-265



FTC SERIES
Caps for flareless tube and nut assemblies
Pages 36-37



GC SERIES
Color-coded grease fitting caps
Pages 36-37



HC SERIES
Hose caps for tube and hose ends
Pages 36-37



HEX SERIES
Hexagonal caps
Pages 38-39



HSF SERIES
Caps for split-flange hydraulic connections
Pages 308-309



J SERIES
Tear-tab caps for NPT pipe threads
Pages 38-39



JS SERIES
Tear-tab caps for straight threads
Pages 38-39



MCN-TCP SERIES
Plastic tethered caps
Pages 328-329



MCN-TCS SERIES
Silicone tethered caps
Pages 328-329



MDC SERIES
Caps for Micro-D connectors
Pages 346-347



MJ SERIES
Tear-tab caps for tapered metric threads
Pages 40-41



MJS SERIES
Tear-tab caps for straight metric threads
Pages 40-41



MOC SERIES
Mobile oxygen caps
Pages 364-365



MSC SERIES
Non-sloughing conductive caps
Pages 342-343



NUO SERIES
Standard duty non-upset end tubing protection
Pages 266-267



OE SERIES
Open-end thread protectors
Pages 262-263



OF SERIES
Caps for long-threaded connectors
Pages 40-41



PCAP SERIES
Propane valve protection caps used during transit and storage
Pages 362-363

selector guide

caps (cont.)



PCAS SERIES
American Standard caps
Pages 264-265



PKGC SERIES
Packaging caps
Pages 238-239



PM SERIES
Push-on metric caps
Pages 42-43



PN SERIES
Push-on caps for NPT fittings
Pages 42-43



PO SERIES
Push-on caps for straight threads
Pages 42-43



PSC SERIES
Straight-sided paper caps
Pages 160-161



PTC SERIES
Tapered paper caps
Pages 160-161



PZC SERIES
Multi-purpose caps/plugs
Pages 48-49



RC SERIES
Caps for externally threaded parts
Pages 48-49



RCL SERIES
Extra long-bodied caps for externally threaded parts
Pages 50-51



RFP SERIES
Raised-face flange protectors
Pages 276-277



RH/RHW SERIES
Finishing and protection for raised-head screws
Pages 84-85



SC SERIES
Straight-sided sleeve caps
Pages 44-47



SCP SERIES
Shipping cap protectors
Pages 236-237



SC-SH SERIES
Silicone caps
Pages 144-145



SEC SERIES
Static dissipative caps for threaded connectors
Pages 340-341



SF SERIES
Caps for split-flange connections
Pages 308-309



SFC SERIES
Silicone flange caps
Pages 160-161



SRC-SH SERIES
Silicone grounding caps
Pages 146-147



SSR SERIES
Sucker-rod protectors
Pages 268-269



T SERIES
Tapered body gives snug fit as cap/plug
Pages 22-25



TS SERIES
Tapered silicone caps and plugs
Pages 158-159



UEO SERIES
Standard duty external upset end tubing protection
Pages 268-269



UVCP-SH SERIES
Silicone venting cap/plug
Pages 158-159



VP SERIES
Vented pipe caps
Pages 264-265



W SERIES
Wide-flanged cap/plug
Pages 26-27



WC-SH SERIES
Silicone washer caps
Pages 146-147



WW SERIES
Wide, thick flange cap/plug
Pages 28-29



WWX SERIES
Extra-wide, thick flange cap/plug
Pages 26-27



ZC-SH SERIES
Zerk caps
Pages 146-147

threaded



ASC SERIES
Aluminum caps for seal-flared fittings
Pages 50-51



BC SERIES
Cylinder valve threaded caps
Pages 362-363



CD SERIES
Plastic caps for tubing and flared fittings
Pages 52-53



CD-M Series
Threaded plastic caps for metric fittings
Pages 52-53



DC SERIES
Push-on threaded caps
Pages 54-55



PSR SERIES
Polished sucker-rod protectors
Pages 268-269

vinyl



AN SERIES
Vinyl caps for AN-style fittings
Pages 54-55



EZ SERIES
Flexible vinyl, EZ-pull caps
Pages 56-57



FHU SERIES
Hammer union protection
Pages 272-273



HCR SERIES
Flex500® high-temperature caps
Pages 148-149



HEZ SERIES
Flex500® flexible caps with pull-tab
Pages 154-155



HFC SERIES
Flex500® flexible caps with flat pull-tab
Pages 156-157



HJS SERIES
Flex500® flexible tear-tab caps
Pages 148-149



HVC SERIES
Flex500® flexible round caps
Pages 150-153



MCN-TCV SERIES
Vinyl tethered caps
Pages 328-329



MS SERIES
Vinyl hex caps for MS-style fittings
Pages 54-55



TUV SERIES
Flexible tear-tab caps
Pages 58-59



TV SERIES
Flexible injection-molded vinyl cap/plug
Pages 30-31



USB-A SERIES
Caps for Type A female ports
Pages 348-349



VAC SERIES
Vinyl angle caps
Pages 58-59



VAS SERIES
Vinyl ASA flange covers
Pages 300-301



VC SERIES
Flexible vinyl caps
Pages 60-63, 272-273

caps (cont.)




VCF SERIES
Round vinyl caps with flange
Pages 64-65



VF SERIES
Vinyl flange covers
Pages 302-303



VFC SERIES
Vinyl caps with flat pull-tab
Pages 66-67



VFE SERIES
Vinyl caps with flat ergonomic pull-tab
Pages 68-69



VFT SERIES
Double-dipped vinyl pull-tab caps
Pages 68-71



VHC SERIES
Vinyl hanger caps
Pages 242-243



VHF SERIES
Vinyl caps with hanger tab
Pages 82-83



VHR SERIES
Vinyl hanger tips (round)
Pages 242-243



VIF SERIES
Vinyl "I" shaped caps
Pages 70-71



VMF SERIES
Vinyl "U" shaped caps
Pages 70-71



VRF SERIES
Flat-topped vinyl caps and grips
Pages 72-73



VRR SERIES
Rounded-top vinyl caps and grips
Pages 74-75



VS SERIES
Vinyl pull caps
Pages 74-75



VSC SERIES
Vinyl square caps
Pages 76-77



VSE SERIES
Vinyl square end caps
Pages 242-243, 322-323




VSR SERIES
Caps for flanged and flange mounted fittings
Pages 304-305



VTC SERIES
Vinyl tethered caps
Pages 78-79



VVC SERIES
Vented vinyl caps
Pages 80-81, 326-327



WCC SERIES
Vinyl corner caps
Pages 58-59



WNC SERIES
Weld neck covers
Pages 276-277

plugs

non-threaded



BN-SH SERIES
Black neoprene plugs
Pages 166-167



BP SERIES
Button plugs with recessed-type heads
Pages 122-123



BPF SERIES
Button plugs with flush-type heads
Pages 124-125



BPFE SERIES
Ergonomic button plugs with flush-type heads
Pages 120-121



CCF SERIES
Plugs for round tubing
Pages 126-127



CEP SERIES
Conductive plugs for threaded connectors
Pages 352-353



CPT SERIES
Center pull-tab tapered plugs
Pages 88-89



CPT-NF SERIES
Center pull-tab tapered plugs without flange
Pages 90-91



CT SERIES
Plugs for Type L and Type M tubing
Pages 90-91



CXT SERIES
Center cross pull-tab plug
Pages 92-93



DFPP-SH SERIES
Dual-flanged pull plugs
Pages 172-173



DO SERIES
Dome, ribbed tubing plugs
Pages 126-127



DOP SERIES
Dome plugs
Pages 128-129



DP SERIES
Conductive caps/plugs
Pages 346-347



E SERIES
Utility plugs
Pages 350-351



ECP SERIES
Ergonomic center pull-tab plugs
Pages 90-91



EP SERIES
Plugs for threaded connectors
Pages 348-349



EPN-305 SERIES
Push-in protectors
Pages 298-299



EZP SERIES
NPT plugs
Pages 92-93



FBH SERIES
Bolt hole plugs
Pages 296-297



FC SERIES
Snap-in flange protectors
Pages 276-277



FLGV SERIES
Valve flange protectors
Pages 298-299



FP SERIES
Finishing plugs for square tubing
Pages 128-129



FPN SERIES
Sucker-rod plugs
Pages 270-271



FP-SH SERIES
Rubber flangeless plugs
Pages 178-179



GN-SH SERIES
Green neoprene plugs
Pages 166-167



HFPP-SH SERIES
Hollow-flanged pull plugs
Pages 172-173



HUP-SH SERIES
Hollow silicone plugs
Pages 162-163



HUPH-SH SERIES
Hollow silicone plugs with handles
Pages 164-165



HWP-SH SERIES
Hollow washer plugs
Pages 182-183



IEC SERIES
Plugs for female connectors
Pages 352-353



K SERIES
Plugs for round tubing
Pages 94-95

selector guide

plugs (cont.)



L SERIES
Lift-tab tapered plugs
Pages 94-95



MPP SERIES
Multi-purpose snap-in plugs
Pages 128-129



MSC SERIES
ESD connector plugs
Pages 342-343



MSP-SH SERIES
Extra long silicone plugs
Pages 182-183



MT-SH SERIES
Mouse-tail pull plugs
Pages 186-187



OT SERIES
Plugs for Type K style tubing
Pages 96-97



PIP SERIES
Push-in plugs
Pages 130-131



PIP-TAB SERIES
Push-in plugs with pull-tab
Pages 130-131



PP-SH SERIES
EPDM pull plugs
Pages 168-169



PTP SERIES
Tapered paper plugs
Pages 186-187



PVC SERIES
Pipe plugs
Pages 270-271



PZP SERIES
Unified plugs
Pages 96-97



RCK-SH SERIES
Regular cork plugs
Pages 188-189



RER SERIES
Rectangular load-bearing plugs
Pages 132-133



RERV SERIES
Flexible rectangular load-bearing plugs
Pages 132-133



RJ SERIES
RJ45 ethernet jack protective plug
Pages 350-351



RMCP SERIES
Rubber masking cap/plug
Pages 176-177



RSP SERIES
Rubber resealable plugs
Pages 96-97



SCK-SH SERIES
Short cork plugs
Pages 188-189



SEP SERIES
Static dissipative plugs for threaded connectors
Pages 350-351



SFP SERIES
Covers for split-flange connections
Pages 308-309



SFP-SH SERIES
Silicone flanged cap/plug
Pages 180-181



SH SERIES
Finishing plugs for socket head screws
Pages 130-131



SP-SH SERIES
Silicone step plugs
Pages 180-181



SPP-SH SERIES
Silicone pull plugs
Pages 168-169



SPT SERIES
Side pull-tab plugs
Pages 98-99



SQR SERIES
Square load-bearing plugs
Pages 134-135



SQRV SERIES
Flexible square load-bearing plugs
Pages 134-135



STC SERIES
Snap-to-connect plugs
Pages 98-99



STP SERIES
Shallow tube plugs for packaging tubes
Pages 238-239



STPS-SH SERIES
Self-threading plugs
Pages 190-191



SWP SERIES
Silicone washer plugs
Pages 180-181



T SERIES
Tapered caps and plugs
Pages 22-25



TE SERIES
Tube end plugs
Pages 240-241, 320-321



TE-HNG SERIES
Tube end hanger plugs
Pages 238-239



TE-TAB SERIES
Tube end plugs with tabs
Pages 240-241, 320-321



TLF SERIES
Toggle lock flange covers
Pages 274-275



TSE SERIES
Tube square end plugs
Pages 236-237



UDPP-SH SERIES
Silicone dual purpose plugs
Pages 172-173



UFP-SH SERIES
Silicone flangeless plugs
Pages 178-179



UHCP-SH SERIES
Silicone hollow cone plugs
Pages 186-187



UMFP-SH SERIES
Silicone multi-flanged plugs
Pages 174-175



UPH-SH SERIES
Silicone plugs with handles
Pages 164-165



UPP SERIES
Universal pull plugs
Pages 100-101



UP-SH SERIES
Silicone plugs
Pages 162-163



USB-B SERIES
Plugs for Type B female ports
Pages 348-349



UTM-SH SERIES
Silicone thread masks
Pages 174-175



UW-SH SERIES
Silicone washer plugs
Pages 178-179



UWPP-SH SERIES
Silicone washer pull plugs - long series
Pages 170-171



UWPPLS-SH SERIES
Silicone washer pull plugs - long series
Pages 170-171



W SERIES
Tapered caps and plugs with wide flanges
Pages 26-27



WPT SERIES
Extra-wide flange center pull tab
Pages 92-93



WW SERIES
Tapered caps and plugs with wide, thick flanges
Pages 28-29



WWX SERIES
Tapered caps and plugs with extra-wide, extra-thick flanges
Pages 26-27

threaded



ADP SERIES
Threaded aluminum plugs for flareless tube and hose assemblies
Pages 100-101



AFO SERIES
Threaded aluminum plugs for flat-faced O-ring hydraulic fittings
Pages 102-103



ASP SERIES
Threaded aluminum plugs for 37° flared fittings and straight-threaded ports
Pages 102-103



BSP SERIES
Threaded plugs for British Standard Pipe fittings
Pages 102-103



BT SERIES
Sealing plugs for British Standard Pipe fittings
Pages 104-105



DPN SERIES
Threaded (UN and UNS) plugs
Pages 104-105



MSP SERIES
Slotted-head plastic plugs for metric-threaded ports
Pages 104-105



MT SERIES
Metric sealing plugs
Pages 106-107



P SERIES
Plastic threaded plugs for pipe fittings
Pages 106-107



PD SERIES
Threaded plastic plugs for flared JIC fittings
Pages 108-109



PDE SERIES
Threaded plastic plugs for flareless tube and nut assemblies
Pages 110-111



PDF SERIES
Threaded plastic plugs for flat-faced O-ring hydraulic fittings
Pages 110-111



PDH SERIES
Threaded plastic plugs for flat-faced O-ring hydraulic fittings
Pages 110-111



PDI SERIES
Threaded plastic plugs for inverted flared fittings
Pages 112-113



PDO SERIES
Threaded plastic plugs for SAE O-ring ports
Pages 112-113



RP SERIES
Threaded plugs
Pages 112-113



RPO SERIES
Threaded plugs
Pages 114-115



RPO-M SERIES
Threaded plugs
Pages 114-115



TB SERIES
British Standard Pipe general-purpose plugs
Pages 116-117



TH SERIES
Hex socket threaded plugs
Pages 116-117



TM SERIES
Metric general-purpose plugs
Pages 116-117



TPN SERIES
Square-head plugs
Pages 118-119



TPN-F SERIES
Square-head with flange plugs
Pages 118-119



TPSD SERIES
Threaded plugs with square drive
Pages 118-119



UT SERIES
Unified sealing plugs
Pages 120-121



UTP SERIES
Universal thread plugs
Pages 120-121

vinyl



ETV SERIES
Flex500® flexible vinyl external thread plugs
Pages 114-115



HETV SERIES
High-temp vinyl Flex500® external thread plugs
Pages 184-185



HTP SERIES
High-temp vinyl Flex500® tapered plugs
Pages 184-185



HU SERIES
Hammer union protection
Pages 272-273



HVTP SERIES
High-temperature vinyl Flex500® tapered plugs
Pages 184-185



TP SERIES
Tapered vinyl plugs
Pages 98-99



TV SERIES
Flexible vinyl tapered caps and plugs
Pages 30-31




VTP SERIES
Flexible vinyl tapered plugs
Pages 100-101

core plugs



AP SERIES
Anchor plugs
Pages 138-139



CH SERIES
Roll suspension channels
Pages 140-141



CP SERIES
Core plugs
Pages 136-137



CPR SERIES
Suspension plugs
Pages 138-139



CPH SERIES
Heavy-duty core plugs
Pages 136-137



D SERIES
Double core plugs
Pages 136-137



EB SERIES
Roll suspension component
Pages 140-141



PDP SERIES
Pad plugs
Pages 138-139



22-SH SERIES
Amber polyimide
masking tape
Pages 196

AD-SH SERIES
Tan vinyl
masking discs
Pages 203

AF-SH SERIES
Silver aluminum foil
masking discs
Pages 202

AR-SH SERIES
Identification arrows
Pages 206-207

BN-SH SERIES
Black neoprene plugs
Pages 166-167

CM-SH SERIES
Multi-Purpose Plugs
Pages 182-183

CSC SERIES
Clear stretchable
covers
Pages 194-195

**DFPP-SH
SERIES**
Dual-flanged
pull plugs
Pages 172-173

**EP58-SH
SERIES**
Edge protectors
Pages 206-207

EV-SH SERIES
White vinyl
masking discs
Pages 203

EZ-SH SERIES
Off-white crepe paper
masking discs
Pages 199, 201

FP-SH SERIES
Rubber flangeless
plugs
Pages 178-179

GC-SH SERIES
White glass cloth
masking discs
Pages 199, 201

GN-SH SERIES
Green neoprene plugs
Pages 166-167

HCR SERIES
Flex500® high-
temperature caps
Pages 148-149

HETV SERIES
High-temp vinyl
Flex500® external
thread plugs
Pages 184-185

HEZ SERIES
Flex500® flexible
caps with pull-tab
Pages 154-155

HFC SERIES
Flex500® flexible
caps with
flat pull-tab
Pages 156-157

**HFPP-SH
SERIES**
Hollow-flanged
pull plugs
Pages 172-173

HJS SERIES
Flex500® flexible
tear-tab caps
Pages 148-149

HTP SERIES
High-temp vinyl
Flex500®
tapered plugs
Pages 184-185

**HUP-SH
SERIES**
Hollow silicone plugs
Pages 162-163

**HUPH-SH
SERIES**
Hollow silicone
plugs with handles
Pages 164-165

HVC SERIES
Flex500® flexible
round caps
Pages 150-153

HVTP SERIES
High-temperature
vinyl Flex500®
tapered plugs
Pages 184-185

**HWP-SH
SERIES**
Hollow washer plugs
Pages 182-183

KD11-SH SERIES
Off-white crepe paper
masking tape
Pages 197

KD-SH SERIES
Off-white crepe paper
masking discs
Pages 199, 201

KP-SH SERIES
Amber polyimide
masking discs
Pages 199, 201

LF-SH SERIES
Silver lead foil
masking discs
Pages 202

MDT-SH SERIES
Multi-diameter
tubing
Pages 190-191

**MKITS HVC
SERIES**
High-temperature
vinyl masking kit
Pages 208-209

**MKITS VC
SERIES**
Standard vinyl
masking kit
Pages 208-209

MPP-SH SERIES
Multi-purpose plugs
Pages 182-183

MSP-SH SERIES
Extra long
silicone plugs
Pages 182-183

MT-SH SERIES
Mouse-tail pull plugs
Pages 186-187

PB-SH SERIES
Blue polyester
masking discs
Pages 198, 200

PC11-SH SERIES
Red polyester
masking tape
Pages 197

**PC198-SH
SERIES**
White glass cloth
masking tape
Pages 196

**PC21-SH
SERIES**
Green polyester
masking tape
Pages 197

**PC25-SH
SERIES**
Green heavy-
duty polyester
masking tape
Page 196

**PC30-SH
SERIES**
Yellow polyester
masking tape
Page 197

**PC90-SH
SERIES**
Blue polyester
masking tape
Page 197

PC-SH SERIES
Green polyester
masking discs
Pages 198, 200

**PC-SH SERIES
RECTANGLE**
PC21 green polyester
die-cut tape rectangles
Pages 204-205

**PC-SH SERIES
SQUARE**
PC21 green polyester
die-cut tape squares
Pages 204-205

PCD-SH SERIES
PC21 green polyester
die-cut tape donuts
Pages 204-205

PP-SH SERIES
EPDM pull plugs
Pages 168-169

PR-SH SERIES
Red polyester
masking discs
Pages 198, 200

PSC SERIES
Straight paper caps
Pages 160-161

PTC SERIES
Tapered paper caps
Pages 160-161

PTP SERIES
Tapered paper plugs
Pages 186-187

RCK-SH SERIES
Regular cork plugs
Pages 188-189

RMCP SERIES
Rubber masking
cap/plug
Pages 176-177

SC-SH SERIES
Silicone caps
Pages 144-145

SCK-SH SERIES
Short cork plugs
Pages 188-189

shercon masking (cont.)



SFC SERIES
Silicone flange caps
Pages 160-161




SFP-SH SERIES
Silicone flanged cap/plugs
Pages 180-181



SK-SH SERIES
Masking starter kits
Pages 208-209



SP-SH SERIES
Silicone step plugs
Pages 180-181



SPP-SH SERIES
Silicone pull plugs
Pages 168-169



SRC-SH SERIES
Silicone grounding caps
Pages 146-147



SRT-SH SERIES
Silicone tape
Pages 194-195



ST-SH SERIES
Silicone tubing
Pages 192-193



STPS-SH SERIES
Self-threading plugs
Pages 190-191



SWP SERIES
Silicone washer plugs
Pages 180-181



TF-SH SERIES
Grey Teflon masking discs
Pages 202



TS SERIES
Tapered silicone caps and plugs
Pages 158-159



UC-SH SERIES
Silicone cord
Pages 192-193



UDPP-SH SERIES
Silicone dual purpose plugs
Pages 172-173



UFP-SH SERIES
Silicone flangeless plugs
Pages 178-179



UHCP-SH SERIES
Silicone hollow cone plugs
Pages 186-187



UMFP-SH SERIES
Silicone multi-flanged plugs
Pages 174-175



UP-SH SERIES
Silicone plugs
Pages 162-163



UPH-SH SERIES
Silicone plugs with handles
Pages 164-165



US-SH SERIES
Silicone sheeting
Pages 190-191



UST-SH SERIES
Silicone star tubing
Pages 194-195



UTM-SH SERIES
Silicone thread masks
Pages 174-175



UVCP-SH SERIES
Silicone venting cap/plug
Pages 158-159



UW-SH SERIES
Silicone washer plugs
Pages 178-179



UWM-SH SERIES
Silicone washer masks
Pages 170-171



UWPP-SH SERIES
Silicone washer pull plugs
Pages 170-171



UWPPLS-SH SERIES
Silicone washer pull plugs - long series
Pages 170-171



WC-SH SERIES
Silicone washer caps
Pages 146-147



ZC-SH SERIES
Silicone zerk caps
Pages 146-147

hooks & racks



BCB-SH SERIES
Modular rack bottom cross bar
Pages 216



C-SH SERIES
Designed for powder and e-coating processes
Pages 210-211




CB-SH SERIES
Modular rack rectangular cross bar
Pages 216



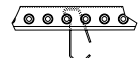
CV-SH SERIES
Designed for powder and e-coating processes
Pages 210-211



ROD-SH SERIES
Rod and clip set for modular rack
Pages 216




S-SH SERIES
Designed for powder and e-coating processes
Pages 210-211




SB-SH SERIES
Smart Bar™
Pages 214-215



SHVA-SH SERIES
Designed for liquid and powder coating processes
Pages 212-213



SHVB-SH SERIES
Designed for liquid and powder coating processes
Pages 212-213



SHVC-SH SERIES
Designed for liquid and powder coating processes
Pages 212-213



SPLINE-SH SERIES
Modular rack part
Pages 216



SQV-SH SERIES
Designed for powder and e-coating processes
Pages 212-213



TCB-SH SERIES
Top cross bar for modular rack
Pages 216




TH-SH SERIES
"T" hook for modular rack
Pages 216



UWH-SH SERIES
Spin hooks
Pages 217



V-SH SERIES
Designed for powder and e-coating processes
Pages 210-211



VB-SH SERIES
Smart Hooks™ lock into position
Pages 214-215

selector guide


packaging & netting



 CBW SERIES Cut Bottle-Web™ netting Pages 224-225	 CSV SERIES Container square vial Pages 234-235	 CSW SERIES Cut Sleeve-Web® netting Pages 224-225	 CVC SERIES Hinged containers Pages 224-225	 CVV SERIES Two-piece vials Pages 244-245	 PKGC SERIES Packaging caps Pages 238-239	 PMW SERIES Flat sheet netting Pages 224-225	 SCP SERIES Shipping cap protectors Pages 236-237
 STP SERIES Shallow tube plugs for packaging tubes Pages 238-239	 SW SERIES Sleeve-Web® netting Pages 220-221	 SWI SERIES Standard-duty Sleeve-Web® with rust inhibitor Pages 222-223	 TE SERIES Tube end plugs Pages 240-241	 TE-HNG SERIES Tube end hanger plugs Pages 238-239	 TE-TAB SERIES Tube end plugs with tabs Pages 240-241	 TRC SERIES Closed-end tubing Pages 226-229	 TRO SERIES Open-end tubing Pages 230-233
 TSC SERIES Square closed-end tubing Pages 234-235	 TSE SERIES Tube square end plugs Pages 236-237	 TSO SERIES Square open-end tubing Pages 234-235	 VHC SERIES Vinyl hanger caps Pages 242-243	 VHR SERIES Vinyl hanger tips (round) Pages 242-243	 VSE SERIES Vinyl square end caps Pages 242-243		

more protection



 CAB SERIES Cable ties Pages 294-295	 CEG SERIES Conductive edge liners Pages 352-353	 CTW SERIES Cut tube wraps Pages 248-249	 EGL SERIES Edge liners for sheet metal and pipe ends Pages 248-249	 EP58-SH SERIES Edge Protectors Pages 206-207	 GRO SERIES Grommets for holes in sheet metal Pages 248-249	 HB SERIES Hose bend restrictors Pages 254-255	 OCB SERIES Open/closed bushings Pages 250-251
 SB SERIES Snap bushings Pages 250-251	 SHG SERIES Standard hose guards Pages 254-255	 TIE SERIES Adjustable tie straps Pages 256-257	 UB SERIES Universal bushings Pages 250-251	 VGR SERIES Vinyl grips Pages 252-253	 VHG SERIES Vinyl hanger grips Pages 252-253	 VNG SERIES Vinyl nubbed grips Pages 252-253	 VOR SERIES Vinyl O-rings Pages 254-255

pipe & flange



 CAB SERIES Cable ties Pages 294-295	 CC SERIES Flange covers Pages 306-307	 CE SERIES Plastic pipe caps Pages 260-261	 CLT SERIES Standard duty long thread well casings Pages 266-267	 CST SERIES Standard duty short thread well casings Pages 266-267	 DR SERIES Ding ring wrap-arounds Pages 270-271	 EPN-240 SERIES Closed-end recessed caps Pages 260-261	 EPN-250 SERIES Open-end beveled-edge protectors Pages 262-263
 EPN-305 SERIES Push-in protectors Pages 298-299	 EPN-310 SERIES Outside fitting protectors Pages 300-301	 FAF SERIES Full-face protectors Pages 278-283	 FAN SERIES Flange covers with bolt holes Pages 288-295	 FAR SERIES Raised-face protectors Pages 284-287	 FBH SERIES Bolt hole plugs Pages 296-297	 FC SERIES Snap-in flange protectors Pages 276-277	 FF SERIES Caps for flanged and flange mounted fittings Pages 302-303

pipe & flange (cont.)



FFP SERIES
Finger-lock
flange covers
Pages 288-289



FHU SERIES
Hammer union
protection
Pages 272-273



FLGV SERIES
Valve flange
protectors
Pages 298-299



FN SERIES
Finishing flanges -
non-corroding
Pages 306-307



FPC SERIES
Fabricated pipe caps
Pages 264-265



FPN SERIES
Sucker-rod plugs
Pages 270-271



HSF SERIES
High-pressure
split-flange covers
Pages 308-309



HU SERIES
Hammer union
protection
Pages 272-273



NUO SERIES
Standard duty
non-upset end
tubing protection
Pages 266-267



OE SERIES
Open-end thread
protectors
Pages 262-263



PCAS SERIES
American Standard
caps (12-thread)
Pages 264-265



PSR SERIES
Polished sucker-rod
protectors
Pages 268-269



PVCPS SERIES
Pipe plugs
Pages 270-271



RFP SERIES
Raised-face flange
protectors
Pages 276-277



SF SERIES
Caps for split-flange
connections
Pages 308-309



SFP SERIES
Covers for split-flange
connections
Pages 308-309



SSR SERIES
Sucker-rod protectors
Pages 268-269



TLF SERIES
Toggle lock
flange covers
Pages 274-275



UEO SERIES
Standard duty
external upset end
tubing protection
Pages 268-269



VAS SERIES
Vinyl ASA
flange covers
Pages 300-301



VC SERIES
Hammer union
protection
Pages 272-273



VF SERIES
Vinyl flange covers
Pages 302-303



VP SERIES
Vented pipe caps
Pages 264-265



VSR SERIES
Vinyl snap ring
flange covers
Pages 304-305



WNC SERIES
Weld neck covers
Pages 276-277

medical



CVC SERIES
Hinged containers
Pages 322-323



CVV SERIES
Two-piece vials
Pages 324-325



EVC SERIES
Ergonomic
vented caps
Pages 324-325



MCN-TCPSERIES
Plastic tethered caps
Pages 328-329



MCN-TCSERIES
Silicone tethered caps
Pages 328-329



MCN-TCV SERIES
Vinyl tethered caps
Pages 328-329



PINCH CLAMPS
Heat resistant clamps
Pages 332-333



SLIDE CLAMPS
Closed design ensures
the clamps stay with
the tubing
Pages 332-333



SW SERIES
Standard-duty
Sleeve-Web® netting
Pages 322-323



TE SERIES
Tube end plugs
Pages 320-321



TE-TAB SERIES
Tube end plugs
with tab
Pages 320-321



TRC SERIES
Closed-end tubing
Pages 312-315



TRO SERIES
Open-end tubing
Pages 316-317



TSC SERIES
Square closed-end
tubing
Pages 234-235



TSO SERIES
Square open-
end tubing
Pages 234-235



VSE SERIES
Vinyl square end caps
Pages 322-323



VVC SERIES
Vent-a-Cap™
vinyl caps
Pages 326-327



Y-CONNECTORS
Designed to meet all
connector needs
Pages 330-331

selector guide

electronics



AS138 SERIES
Electrical connector
dust caps
Pages 354-357



C SERIES
Straight-sided
utility caps
Pages 338-339



CBC SERIES
Coaxial cable
connector caps
Pages 348-349



CEC SERIES
Conductive caps for
threaded and non-
threaded connectors
Pages 340-341



CEG SERIES
Conductive edge
liners
Pages 352-353



CEP SERIES
Conductive plugs for
threaded connectors
Pages 352-353



DCC SERIES
D-subminiature
rectangular
connectors
Pages 344-345



DCF SERIES
D-subminiature
connectors with
flared shells
Pages 344-345



DP SERIES
For ITT Cannon-style
connectors
Pages 346-347



DS SERIES
ESD D-subminiature
caps
Pages 344-345



E SERIES
Straight-sided
utility plugs
Pages 350-351



EC SERIES
Caps for threaded
connectors
Pages 338-339



EMC SERIES
Static dissipative and
conductive protectors
for electro miniature
connectors
Pages 346-347



EP SERIES
Plugs for threaded
connectors
Pages 348-349



IEC SERIES
Plugs for female
connectors
Pages 352-353



K SERIES
Plugs for
round tubing
Pages 94-95



MDC SERIES
Caps for Micro-D
connectors
Pages 346-347



MSC SERIES
ESD connector caps
Pages 342-343



MSC SERIES
ESD connector plugs
Pages 342-343



RJ SERIES
RJ45 ethernet jack
protective plugs
Pages 350-351



SEC SERIES
Static dissipative
caps for threaded
connectors
Pages 340-341



SEP SERIES
Static dissipative
plugs for threaded
connectors
Pages 350-351



USB-A SERIES
Caps for USB Type A
cable ends
Pages 348-349



USB-B SERIES
Plugs for Type B
female ports
Pages 348-349

compressed gas



BC SERIES
Cylinder valve
threaded caps
Pages 362-363



MOC SERIES
Mobile oxygen caps
Pages 364-365



PCAP SERIES
Propane caps
Pages 362-363



PVW SERIES
Post-valve wrench for
medical gas cylinders
Pages 362-363



SVS SERIES
Oxygen cylinder post-
valve sleeves
Pages 360-361



TES SERIES
Tamper-evident seals
Pages 360-361



UES SERIES
Universal use-evident
cap/plug straps
Pages 360-361

With **10 million parts** produced per day, our machines remain current through frequent testing and calibrating in order to **deliver the most efficient**, consistent and timely manufacturing for our customers.



Injection Molding

- 9 to 700 ton presses for a range of product sizes
- Quick-change procedures lower costs
- Interchangeable molding system for fast turnaround time

Vinyl Dip-Molding

- State-of-the-art automated process
- Variety of shapes, sizes and colors
- No additional tooling needed to dip various part lengths
- Inexpensive tooling with quick turnaround



Compression Molding

- 70 presses ranging from 100 to 1,200 ton
- Compound mixing completed by in-house engineers
- Prototypes in 15 days




Part Modification

We can also alter existing parts through secondary operation processes including pad printing, slicing, cutting or hole punching.

Vinyl Coating

- Bond protective and attractive vinyl coating to any metal piece
- Durable, UV-resistant coatings
- Color and finishing options
- Ideal for ergonomic applications




Extrusion

- Tubing, netting, edge liners and other profiles
- Cut to desired length in-line or run in spools
- Planetary and in-line fly cutters
- PETG, LDPE, HDPE, PP, PVC, conductive materials and more

Die-Cutting

- Adhesive cutting for masking and substrate for protective products
- Four processes available: sample plotter, rotary die cutter, steel rule die machine and flash cutter
- Designed from Solidworks, CAD, .jpg, or .pdf file



Clean Room

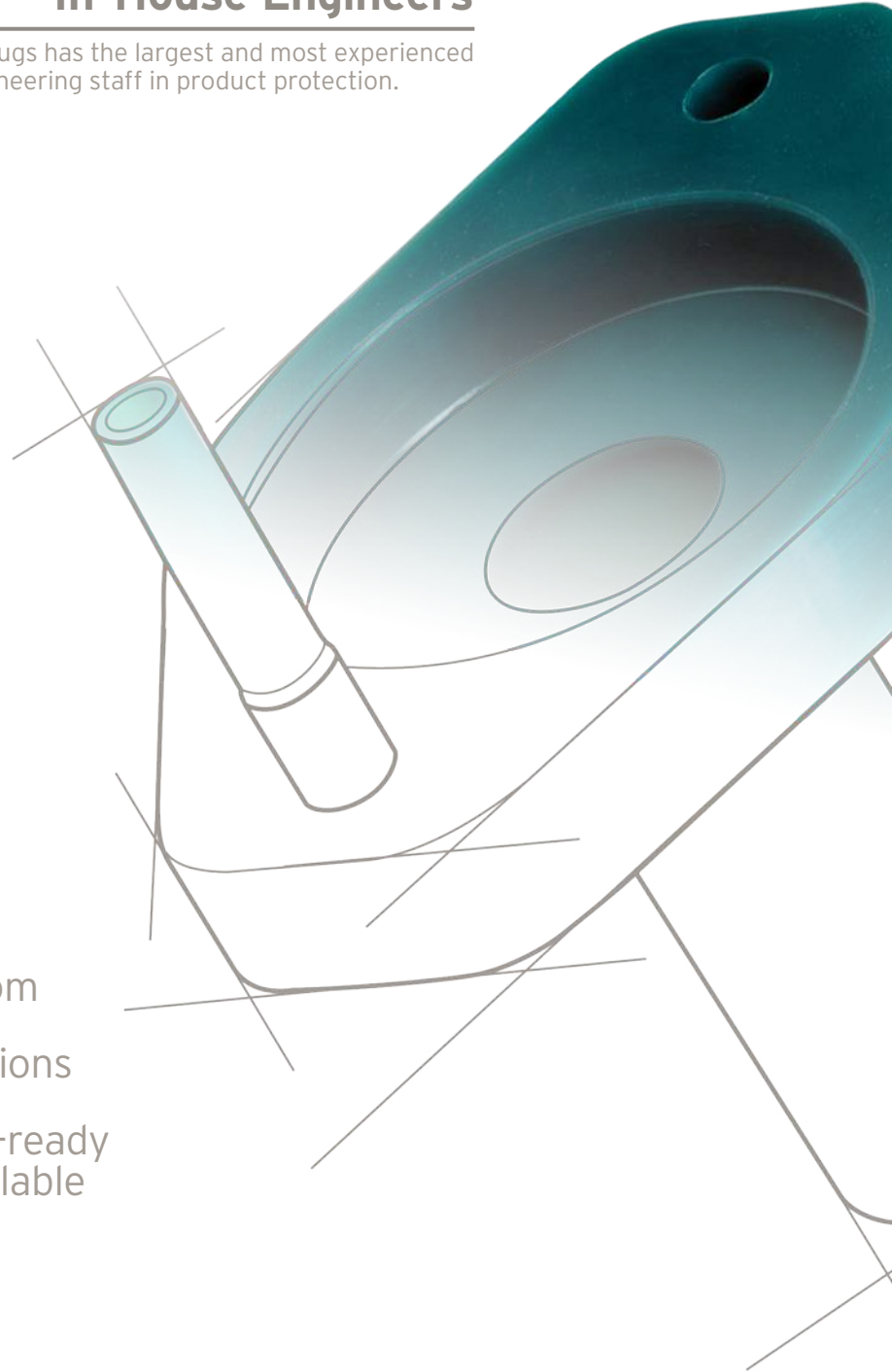

We can produce parts in a certified ISO Class 8 clean room tested in an operational state using the test methods outlined in ISO 14644. Caplugs ISO 13485 quality management system applies to all clean room medical products.



If one of our standard parts does not meet your exact needs, allow our team of **in-house engineers** to design a **custom part for you**. We will take you through every step of the process, from design and prototyping to tooling and production.

In-House Engineers

Caplugs has the largest and most experienced engineering staff in product protection.



Full in-house capabilities:

3D modeling

Rapid prototyping

Advanced tool room

15 SolidWorks stations

3,000 production-ready
custom molds available

custom engineered solutions

With our unique expertise, an in-house tool room and a **wide array of material options**, your solution can be produced **quickly and economically**.

Materials

Our team of knowledgeable design engineers will help you select the right material from many available standard options to suit your particular application.

Materials with specific performance qualities are also offered, including:

- Temperature-resistance
- UV-resistance
- Chemical/fluid resistance
- Pantone color matching
- Textured finishes for gripping
- Translucence for light transfer
- Glass-like clarity for visibility
- Matte
- Neon
- Phosphorescent
- Medical grade
- Fire retardant
- Photoluminescent
- Gripping finish



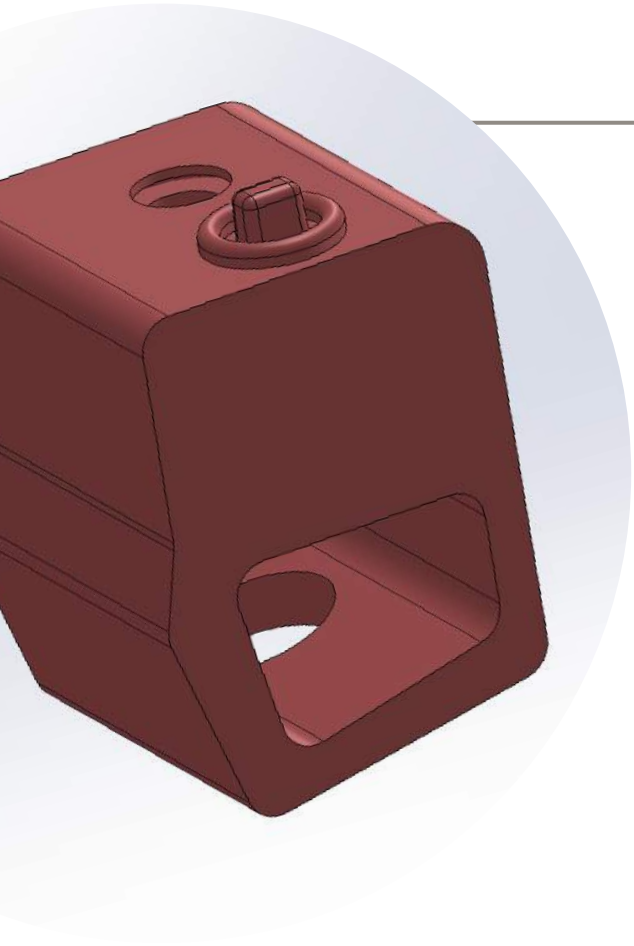
Request a Quote

Our team is ready to develop your perfect solution. Request a quote in four easy steps:

- 1** Fill out the custom quote form located on our web site, www.caplugs.com, email us at sales@caplugs.com or call us at **1.888.caplugs**.
- 2** A sales engineer will contact you to discuss **details and options**.
- 3** Receive and approve **prototypes**, 2D models or pre-production samples.
- 4** **Production** process begins.



With a **broad range** of rubber molding capabilities and a full **staff of experienced engineering experts**, Caplugs can meet your **exacting requirements** from part design to tooling to full volume production.



Custom engineering

Our knowledgeable engineers will work with you one-on-one to design a component fit for your specific applications and determine the best process to meet your needs. Our in-house rubber molding capabilities include:



Compression molding




Transfer molding



Injection molding

In addition to a close collaboration with engineers, innovative design software is utilized to create an efficient and effective solution using 3D models. With over 70 presses between 100 and 500 tons and one 1200 ton press, we deliver projects quickly and accurately.



rubber molded components

Compound mixing and development

All materials for rubber components are formulated and mixed in-house ensuring a controlled process for consistency and performance. We can also develop custom compounds, as needed, to meet specific performance requirements.

A team of in-house chemists performs:

- Materials inspection and analysis
- Compound physical property and life testing
- Performance simulation testing
- Processability and repeatability testing



Quality Management System



A quality management system that adheres to ISO 14001 and ISO/TS 16949 regulation carefully manages the process and maintains part integrity. The PPAP (Production Part Approval Process) process is followed to ensure a high level of accuracy, consistency, repeatability and record retention is achieved.



ordering & samples

With over **12,000 standard products** and **400 million parts in stock**, Caplugs is always ready to deliver a solution.

Easy Ways to Order

After you've found the proper part, Caplugs offers four purchasing options:

- 1** Call Customer Service at **1.888.CAPLUGS**
- 2** Visit **www.caplugs.com**
- 3** Email **sales@caplugs.com**
- 4** Contact your local sales representative

Our parts are shipped in carton, mini pak or micro pak sizes enabling you to not only receive the perfect part but in the required quantity without unnecessary surplus.

When Ordering on the Web

There are two payment options for your convenience:

- **Purchasing on account**
 - Call customer service once at **1.888.CAPLUGS** to activate your web account. Subsequent online orders do not require the call.
 - Select the product(s) and add to your cart
 - Pay via invoicing with terms
- **Purchasing by credit card**
 - Select the product(s) and add to your cart
 - Pay with Visa® or MasterCard®

Local Service and On-Site Visits


Caplugs has factories and sales representatives across the globe. To find the representative closest to you, call **1.888.CAPLUGS** or visit **www.caplugs.com**.

Free Samples

In an effort to ensure our customers are purchasing the appropriate part, free samples are offered in all standard parts enabling our customers to test parts for fit and function. Samples can be requested by phone at **1.888.CAPLUGS**, email at **info@caplugs.com**, or at **www.caplugs.com**.



quality certifications



Caplugs has a **comprehensive quality management** system and the **latest technologies** in testing and measurement equipment to **provide consistent quality**.

Quality Certifications

Caplugs' stringent quality management systems ensure the necessary process controls exist to provide our customers with consistent, quality product.

ISO 9001
ISO/TS 16949
ISO 14001
ISO 13485
REGISTERED

- Our quality system in our New York and Pennsylvania facilities is certified to ISO 9001 & ISO/TS 16949
- Our quality system in our California and Texas facilities is certified to ISO 9001
- Our quality system in Shanghai and Hangzhou, China is certified to ISO 9001 & ISO/TS 16949
- Buffalo, NY ISO 13485 certification applies to all clean room medical products
- Our environmental system in our New York, Pennsylvania, California, and Hangzhou facilities is certified to ISO 14001



Good to be Green

Caplugs New York, Pennsylvania, and California facilities are certified to the environmental standard ISO 14001:2004.

Additionally, an environmental management program has been implemented that utilizes recycling procedures to reduce waste and reuse materials.

Caplugs also uses recycled materials in the manufacturing of several product series, and the majority of our parts are accepted at most industrial and municipal plastic recycling facilities.

Our manufacturing facilities are climate controlled and staffed with:

- An extensive Quality Department
- Calibrated measurement equipment including:
 - CMM
 - Laser micrometer
 - Pin gages
 - Optical comparator
 - Digital calipers
 - Snap gages

We also have the ability to perform statistical process control on key product characteristics, test durometer, test installation and removal forces, and test simulated temperature conditions.







tapered caps & plugs

Tapered caps and plugs provide a completely flexible and versatile solution. They can be placed on a component as a cap, or inserted into a port as a protective plug.

The tapered design also allows one port to accommodate different applications and tolerances.



Caplugs T Series tapered parts was our first product line launched in 1948.

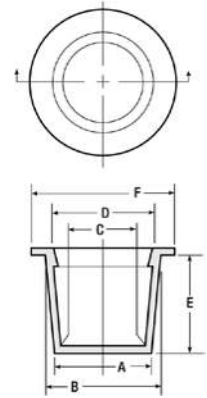
T Series Tapered Caps & Plugs



T Series caps tapered caps and plugs are designed to fit a wide range of applications and protect from contaminants and debris. The easily removable parts may be used for MIL Std, SAE-type, hydraulic, threaded or non-threaded fittings.

Material: Low-Density Polyethylene **Color:** Red
Applicable Specs: NAS 834

Note: Several parts are also stocked in green FlexTemp, a flexible thermoplastic rubber for extreme temperature applications ranging from -90°F to 300°F (-68°C to 149°C).



When PLUGGING
 "B" Dim. must be at least 1% larger than hole to be plugged. Minimum .020!"



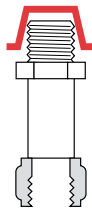
When CAPPING
 "C" Dim. must be at least 1% smaller than diameter to be capped. Minimum .020!"

Note:
 Part numbers shown in red text are also available in FlexTemp (thermoplastic rubber) Green.

Selection Charts - Caps

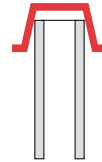
Recommended closures for tube and hydraulic fittings

Caplugs No.	Fitting Size (Dash No.)	Tubing Diameter	To Fit Thread Size
T-2	-2	1/8	5/16 - 24
T-3X	-3	3/16	3/8 - 24
T-4X	-4	1/4	7/16 - 20
T-5	-5	5/16	1/2 - 20
T-6X	-6	3/8	9/16 - 18
T-7	-	3/8	5/8 - 18
T-9X	-8	1/2	3/4 - 16
T-11X	-10	5/8	7/8 - 14
T-13X	-12	3/4	1-1/16 - 12
T-15X	-16	1	1-5/16 - 12
T-18	-20	1-1/4	1-5/8 - 12
T-20	-24	1-1/2	1-7/8 - 12
T-230	-28	1-3/4	2-1/4 - 12
T-250	-32	2	2-1/2 - 12



Recommended closures for unthreaded standard weight pipe (Schedule 40)

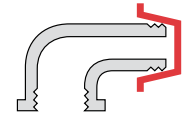
Caplugs No.	Size
T-4	1/8
T-6X	1/4
T-8X	3/8
T-11	1/2
T-13X	3/4
T-16	1
T-18X	1-1/4
T-210	1-1/2
T-240	2
T-45A	2-1/2
T-1050	3
T-1064	3-1/2
T-1072	4
T-1107	6
T-1139	8



Recommended closures for threaded external NPT fittings

Based on average tapped hole fit. It is suggested that sample caps be tried for size before ordering in quantity.

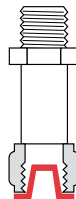
Caplugs No.	Size
T-4	1/8
T-6	1/4
T-8X	3/8
T-11	1/2
T-13X	3/4
T-15X	1
T-18	1-1/4
T-20	1-1/2
T-240	2
T-45A	2-1/2
T-96A	3
T-502	3-1/2
T-1072	4
T-1086	5
T-1103	6



Selection Charts - Plugs

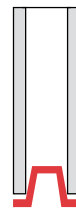
Recommended closures for tube and hydraulic fittings

Caplugs No.	Fitting Size (Dash No.)	Tubing Diameter	To Fit Thread Size
T-1	-2	1/8	5/16 - 24
T-2	-3	3/16	3/8 - 24
T-3	-4	1/4	7/16 - 20
T-4	-5	5/16	1/2 - 20
T-5	-6	3/8	9/16 - 18
T-6	-	3/8	5/8 - 18
T-8	-8	1/2	3/4 - 16
T-10	-10	5/8	7/8 - 14
T-12X	-12	3/4	1-1/16 - 12
T-14X	-16	1	1-5/16 - 12
T-17S	-20	1-1/4	1-5/8 - 12
T-19	-24	1-1/2	1-7/8 - 12
T-221	-28	1-3/4	2-1/4 - 12
T-240	-32	2	2-1/2 - 12



Recommended closures for unthreaded standard weight pipe (Schedule 40)

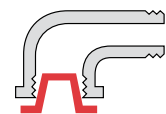
Caplugs No.	Size
T-1	1/8
T-2X	1/4
T-5	3/8
T-7	1/2
T-10	3/4
T-13	1
T-16	1-1/4
T-18	1-1/2
T-220	2
T-250	2-1/2
T-53	3
T-1050	3-1/2
T-1064	4
T-1080	5
T-1097	6
T-1128	8



Recommended closures for threaded external NPT fittings

Based on average tapped hole fit. It is suggested that sample caps be tried for size before ordering in quantity.

Caplugs No.	Size
T-2X	1/8
T-4	1/4
T-6X	3/8
T-9	1/2
T-12X	3/4
T-14	1
T-17S	1-1/4
T-20S	1-1/2
T-24S	2
T-44	2-1/2
T-501	3
T-502	3-1/2
T-1070	4
T-1086	5
T-1103	6



tapered caps & plugs

Tapered Caps & Plugs T Series

Caplugs No.	Dimensions												Packaging	
	A		B		C		D		E		F		Carton Quantity	Mini Pak Quantity
	In	mm	In	mm	In	mm	In	mm	In	mm	In	mm		
T-00	.116	2.95	.182	4.62	.053	1.35	.120	3.05	.38	9.65	.31	7.87	5000	1000
T-00S	.140	3.56	.180	4.57	.088	2.24	.109	2.77	.22	5.59	.31	7.87	5000	1000
T-00X	.145	3.68	.205	5.21	.079	2.01	.150	3.81	.38	9.65	.41	10.41	5000	1000
T-0	.173	4.39	.240	6.10	.111	2.82	.177	4.50	.38	9.65	.38	9.65	5000	1000
T-0X	.184	4.67	.255	6.48	.113	2.87	.172	4.37	.38	9.65	.38	9.65	5000	1000
T-235V	.209	5.31	.269	6.83	.150	3.81	.210	5.33	.34	8.64	.38	9.65	15000	3000
T-235T	.210	5.33	.275	6.99	.146	3.71	.211	5.36	.31	7.87	.45	11.43	10000	2000
T-1	.236	5.99	.302	7.67	.174	4.42	.240	6.10	.38	9.65	.44	11.18	5000	1000
T-1X	.267	6.78	.335	8.51	.205	5.21	.273	6.93	.38	9.65	.47	11.94	5000	1000
T-2	.299	7.59	.365	9.27	.235	5.97	.302	7.67	.38	9.65	.50	12.70	5000	1000
T-2S	.325	8.26	.367	9.32	.263	6.68	.305	7.75	.19	4.83	.50	12.70	5000	1000
T-2X	.330	8.38	.396	10.06	.267	6.78	.333	8.46	.38	9.65	.53	13.46	5000	1000
T-3	.361	9.17	.427	10.85	.298	7.57	.365	9.27	.38	9.65	.56	14.22	5000	1000
T-3X	.390	9.91	.456	11.58	.327	8.31	.394	10.01	.38	9.65	.59	14.99	5000	1000
T-4	.419	10.64	.485	12.32	.356	9.04	.422	10.72	.38	9.65	.63	16.00	5000	1000
T-4X	.447	11.35	.513	13.03	.385	9.78	.451	11.46	.38	9.65	.66	16.76	5000	1000
T-5	.471	11.96	.547	13.89	.409	10.39	.485	12.32	.44	11.18	.69	17.53	5000	1000
T-189C	.477	12.12	.547	13.89	.415	10.54	.485	12.32	.28	7.11	.69	17.53	7500	1500
T-5X	.500	12.70	.576	14.63	.440	11.18	.516	13.11	.44	11.18	.72	18.29	5000	1000
T-5S	.533	13.54	.562	14.28	.477	12.12	.506	12.85	.22	5.59	.68	17.27	5000	1000
T-6	.532	13.51	.608	15.44	.468	11.89	.545	13.84	.44	11.18	.75	19.05	5000	1000
T-6X	.550	13.97	.631	16.03	.487	12.37	.568	14.43	.47	11.94	.75	19.05	5000	1000
T-6S	.554	14.07	.612	15.55	.490	12.45	.551	14.00	.31	7.87	.75	19.05	5000	1000
T-7	.580	14.73	.667	16.94	.518	13.16	.605	15.37	.50	12.70	.81	20.57	5000	1000
T-7X	.610	15.49	.695	17.65	.549	13.95	.634	16.10	.50	12.70	.84	21.34	5000	1000
T-8	.640	16.26	.727	18.47	.578	14.68	.664	16.87	.50	12.70	.88	22.35	5000	1000
T-8S	.669	16.99	.694	17.63	.613	15.57	.638	16.21	.19	4.83	.75	19.05	5000	1000
T-8X	.675	17.15	.755	19.18	.613	15.57	.693	17.60	.50	12.70	.88	22.35	5000	1000
T-9	.690	17.53	.788	20.02	.628	15.95	.726	18.44	.56	14.22	.94	23.88	5000	1000
T-9X	.725	18.42	.823	20.91	.663	16.84	.761	19.33	.56	14.22	.97	24.64	5000	1000
T-9S	.740	18.80	.765	19.43	.678	17.22	.703	17.86	.19	4.83	.88	22.35	5000	1000
T-710	.750	19.05	.805	20.45	.688	17.48	.743	18.87	.16	4.06	.86	21.84	7500	1500
T-10	.750	19.05	.848	21.54	.687	17.45	.785	19.94	.56	14.22	1.00	25.40	5000	1000
T-10S	.748	19.00	.848	21.54	.687	17.45	.775	19.69	.39	9.91	1.02	25.91	5000	1000
T-11	.802	20.37	.911	23.14	.740	18.80	.849	21.56	.63	16.00	1.06	26.93	5000	1000
T-11X	.815	20.70	.930	23.62	.753	19.13	.868	22.05	.63	16.00	1.09	27.69	5000	1000
T-15A	.836	21.24	1.305	33.15	.777	19.74	1.247	31.68	1.06	26.93	1.43	36.32	2500	500
T-11S	.837	21.26	.890	22.61	.757	19.23	.810	20.57	.22	5.59	1.05	26.67	5000	1000
T-192-2C	.854	21.69	.958	24.33	.790	20.07	.894	22.71	.63	16.00	1.13	28.70	2500	500
T-12	.866	22.00	.975	24.77	.803	20.40	.912	23.16	.63	16.00	1.13	28.70	5000	1000
T-192-1	.869	22.07	.973	24.71	.805	20.45	.909	23.09	.72	18.29	1.13	28.70	2500	500
T-12X	.915	23.24	1.040	26.42	.855	21.72	.980	24.89	.69	17.53	1.16	29.47	5000	1000
T-249-2	.950	24.13	1.090	27.69	.890	22.61	1.030	26.16	1.00	25.40	1.25	31.75	1500	300
T-277	.955	24.26	1.040	26.42	.895	22.73	.980	24.89	.47	11.94	1.16	29.46	3500	700
T-13A	.960	24.38	1.047	26.59	.900	22.86	.987	25.07	.50	12.70	1.19	30.23	5000	1000
T-13	.964	24.49	1.090	27.69	.901	22.89	1.027	26.09	.75	19.05	1.25	31.75	2500	500
T-249-W	.975	24.77	1.104	28.04	.918	23.32	1.047	26.59	.72	18.29	1.44	36.58	2000	400
T-13X	.995	25.27	1.145	29.08	.933	23.70	1.083	27.51	.75	19.05	1.31	33.28	2500	500
T-709	1.020	25.91	1.040	26.42	.940	23.88	.960	24.38	.84	21.34	1.31	33.27	1500	300
T-14	1.094	27.79	1.215	30.86	1.031	26.19	1.152	29.26	.75	19.05	1.41	35.82	2500	500
T-16A	1.140	28.96	1.420	36.07	1.085	27.56	1.358	34.49	.81	20.57	1.56	39.63	2500	500
T-14X	1.175	29.85	1.284	32.61	1.113	28.27	1.222	31.04	.63	16.00	1.44	36.58	2500	500
T-250SW	1.175	29.85	1.284	32.61	1.113	28.27	1.222	31.04	.63	16.00	1.67	42.42	2000	400
T-250	1.179	29.95	1.286	32.66	1.115	28.32	1.222	31.04	.72	18.29	1.44	36.58	1500	300
T-15	1.224	31.09	1.355	34.42	1.161	29.49	1.292	32.82	.75	19.05	1.50	38.10	2500	500
T-15X	1.235	31.37	1.360	34.55	1.173	29.80	1.298	32.97	.81	20.57	1.50	38.10	2500	500
T-17A	1.239	31.47	1.507	38.28	1.169	29.69	1.437	36.50	.75	19.05	1.63	41.40	2500	500
T-1153	1.276	32.41	1.312	33.32	1.155	29.32	1.190	32.23	.50	12.70	1.38	35.05	2000	400

T Series Tapered Caps & Plugs (cont.)

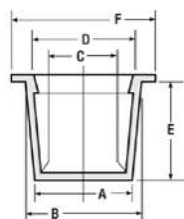
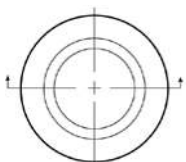
Caplugs No.	Dimensions												Packaging	
	A		B		C		D		E		F		Carton Quantity	Mini Pak Quantity
	In	mm	In	mm	In	mm	In	mm	In	mm	In	mm		
T-15S	1.285	32.64	1.346	34.19	1.227	31.17	1.288	32.72	.38	9.65	1.47	37.34	5000	1000
T-252	1.292	32.82	1.356	34.44	1.231	31.27	1.295	32.89	.72	18.29	1.50	38.10	1500	330
T-16	1.312	33.33	1.465	37.21	1.249	31.72	1.402	35.61	.88	22.35	1.63	41.40	2500	500
T-253	1.312	33.32	1.465	37.21	1.248	31.70	1.401	35.59	.72	18.29	1.62	41.15	1500	300
T-253-2	1.344	34.14	1.507	38.28	1.282	32.56	1.445	36.70	.91	23.11	1.77	44.96	1000	200
T-253-S	1.350	34.29	1.465	37.21	1.286	32.66	1.401	35.59	.50	12.70	1.62	41.15	2000	400
T-16S	1.395	35.43	1.465	37.21	1.345	34.16	1.405	35.69	.39	9.91	1.59	40.39	1000	200
T-727	1.435	36.45	1.500	38.10	1.340	34.04	1.420	36.07	.75	19.05	1.75	44.45	1000	200
T-20A	1.440	36.58	1.895	48.13	1.378	35.00	1.833	46.56	1.28	32.51	2.06	52.33	1000	200
T-17	1.447	36.76	1.600	40.64	1.384	35.15	1.537	39.04	.88	22.35	1.75	44.45	1000	200
T-254S	1.447	36.75	1.600	40.64	1.384	35.15	1.537	39.04	.88	22.35	1.75	44.45	1000	200
T-254	1.451	36.86	1.601	40.67	1.387	35.23	1.537	39.04	.72	18.29	1.75	44.45	1000	200
T-17S	1.513	38.43	1.600	40.64	1.451	36.86	1.537	39.04	.50	12.70	1.75	44.45	2500	500
T-194	1.519	38.58	1.602	40.69	1.455	36.96	1.538	39.07	.72	18.29	1.75	44.45	1800	360
T-18	1.560	39.63	1.682	42.72	1.498	38.05	1.620	41.15	.75	19.05	1.88	47.75	1000	200
T-195-S	1.574	39.98	1.688	42.88	1.514	38.46	1.628	41.35	.62	15.75	1.88	47.75	5000	1000
T-18X	1.630	41.40	1.750	44.45	1.568	39.83	1.688	42.88	.75	19.05	1.94	49.28	1000	200
T-255	1.633	41.48	1.750	44.45	1.569	39.85	1.690	42.93	.69	17.53	1.84	46.74	1000	200
T-1972	1.720	43.69	1.850	46.99	1.664	42.27	1.794	45.57	.72	18.29	2.03	51.56	3500	700
T-21A	1.738	44.15	2.163	54.94	1.668	42.37	2.093	53.16	1.18	29.97	2.31	58.68	1000	200
T-19	1.750	44.45	1.880	47.75	1.688	42.88	1.818	46.18	.75	19.05	2.00	50.80	1000	200
T-20	1.780	45.21	1.950	49.53	1.718	43.64	1.888	47.96	1.00	25.40	2.13	54.10	1000	200
T-20S	1.781	45.24	1.805	45.85	1.722	43.74	1.746	44.35	.38	9.65	2.00	50.80	1000	200
T-206	1.807	45.90	1.938	49.23	1.743	44.27	1.874	47.60	.97	24.64	2.16	54.86	1000	200
T-210	1.844	46.84	2.000	50.80	1.781	45.24	1.938	49.23	1.00	25.40	2.13	54.10	1000	200
T-911	1.865	47.37	1.975	50.17	1.785	45.34	1.895	48.13	.63	16.00	2.38	60.45	2500	500
T-21	1.900	48.26	2.076	52.73	1.837	46.66	2.013	51.13	1.00	25.40	2.25	57.15	1000	200
T-22A	1.935	49.15	2.310	58.68	1.875	47.63	2.255	57.28	.85	21.59	2.47	62.74	1000	200
T-806	1.950	49.53	2.065	52.45	1.885	47.88	2.000	50.80	.72	18.29	2.20	55.88	2500	500
T-220	1.975	50.17	2.132	54.15	1.913	48.59	2.070	52.58	1.00	25.40	2.25	57.15	1000	200
T-22S	2.015	51.18	2.147	54.54	1.953	49.61	2.085	52.96	.75	19.05	2.31	58.68	1000	200
T-258-S	2.020	51.31	2.100	53.34	2.060	52.32	2.140	54.36	.38	9.65	2.59	65.79	1000	200
T-221	2.067	52.50	2.243	56.97	2.005	50.93	2.181	55.40	1.00	25.40	2.44	61.98	1000	200
T-25A	2.125	53.98	2.406	61.11	2.063	52.40	2.344	59.54	1.00	25.40	2.53	64.26	1000	200
T-230	2.136	54.26	2.312	58.73	2.074	52.68	2.250	57.15	1.00	25.40	2.56	65.03	1000	200
T-24S	2.230	56.64	2.260	57.41	2.168	55.07	2.198	55.83	.50	12.70	2.50	63.50	1000	200
T-1230	2.280	57.91	2.400	60.96	2.216	56.29	2.336	59.33	.72	18.29	2.80	71.12	1500	300
T-240	2.298	58.37	2.464	62.59	2.235	56.77	2.401	60.99	1.00	25.40	2.63	66.80	500	100
T-708	2.300	58.42	2.464	62.59	2.220	56.39	2.383	60.53	.71	18.03	2.66	67.56	2000	400
T-33A	2.307	58.60	2.650	67.31	2.245	57.03	2.588	65.74	1.25	31.75	2.78	70.61	500	100
T-265	2.311	58.70	2.650	67.31	2.247	57.07	2.586	65.68	.96	24.38	2.78	70.61	500	100
T-250	2.395	60.84	2.602	66.09	2.333	59.26	2.540	64.52	1.03	26.16	2.81	71.38	500	100
T-263	2.396	60.86	2.604	66.14	2.332	59.23	2.540	64.52	1.13	28.70	2.81	71.37	500	100
T-43A	2.457	62.41	2.750	69.85	2.395	60.84	2.688	68.28	1.00	25.40	2.88	73.15	500	100
T-33A1	2.480	62.99	2.644	67.16	2.418	61.42	2.582	65.59	.63	16.00	2.78	70.61	1000	200
T-43X	2.555	64.90	2.690	68.33	2.493	63.32	2.628	66.75	.63	16.00	2.88	73.15	1000	200
T-267	2.561	65.05	2.690	68.33	2.497	63.42	2.626	66.70	.72	18.29	2.88	73.15	500	100
T-44	2.641	67.08	2.790	70.87	2.579	65.51	2.728	69.29	.75	19.05	2.94	74.68	500	100
T-2156	2.655	67.44	2.788	70.82	2.595	65.91	2.728	69.29	.47	11.94	2.97	75.44	1000	200
T-862	2.706	68.73	2.870	72.90	2.626	66.70	2.790	70.87	.71	18.03	3.06	77.72	500	100
T-208	2.720	69.09	2.990	75.95	2.656	67.46	2.926	74.32	1.00	25.40	3.13	79.50	500	100
T-45A	2.760	70.11	2.990	75.95	2.685	68.20	2.947	74.86	1.00	25.40	3.13	79.51	500	100
T-500	2.849	72.37	2.980	75.69	2.787	70.79	2.918	74.12	.75	19.05	3.25	82.55	500	100
T-53	2.975	75.57	3.103	78.82	2.915	74.04	3.041	77.24	.75	19.05	3.34	84.84	500	100
T-55A	2.982	75.75	3.245	82.43	2.912	73.97	3.175	80.65	1.00	25.40	3.38	85.86	500	100
T-228	2.996	76.10	3.159	80.24	2.916	74.07	3.079	78.21	.47	11.94	3.41	86.61	500	100
T-57A	3.090	78.49	3.370	85.60	3.020	76.71	3.300	83.82	1.00	25.40	3.50	88.90	500	100
T-96A	3.270	83.06	3.562	90.48	3.200	81.28	3.492	88.70	1.13	28.70	3.69	93.73	250	50

tapered caps & plugs

Tapered Caps & Plugs (cont.) T Series

† T-1108X has (2) vent holes

Caplugs No.	Dimensions												Packaging	
	A		B		C		D		E		F		Carton Quantity	Mini Pak Quantity
	In	mm	In	mm	In	mm	In	mm	In	mm	In	mm		
T-501	3.325	84.46	3.457	87.81	3.245	82.43	3.377	85.78	.75	19.05	3.63	92.21	250	50
T-1050	3.470	88.14	3.600	91.44	3.410	86.62	3.540	89.92	.75	19.05	3.88	98.56	500	100
T-1051	3.550	90.17	3.730	94.75	3.480	88.40	3.660	92.97	1.00	25.40	4.00	101.60	250	50
T-1052	3.680	93.48	3.800	96.52	3.610	91.70	3.730	94.75	.75	19.05	4.00	101.60	250	50
T-502	3.790	96.27	3.920	99.57	3.710	94.24	3.840	97.54	.75	19.05	4.12	104.65	250	50
T-1063	3.930	99.83	4.070	103.38	3.860	98.05	4.000	101.60	.75	19.05	4.38	111.26	250	50
T-1064	4.020	102.11	4.140	105.16	3.940	100.08	4.070	103.38	.75	19.05	4.53	115.07	250	50
T-1067	4.090	103.89	4.320	109.73	4.010	101.86	4.240	107.70	1.25	31.75	4.62	117.35	250	50
T-406	4.214	107.04	4.459	113.26	4.134	105.00	4.379	111.23	.96	24.38	4.94	125.48	400	80
T-1070	4.270	108.46	4.430	112.53	4.180	106.18	4.340	110.24	.88	22.35	4.88	123.96	250	50
T-1072	4.370	111.00	4.620	117.35	4.290	108.97	4.540	115.32	1.00	25.40	5.00	127.01	250	50
T-1076	4.640	117.86	4.850	123.19	4.570	116.08	4.780	121.42	.88	22.35	5.25	133.36	250	50
T-1078	4.790	121.67	4.970	126.24	4.710	119.64	4.890	124.21	1.00	25.40	5.38	136.66	250	50
T-1079	4.910	124.72	5.090	129.29	4.830	122.69	5.010	127.26	1.00	25.40	5.50	139.71	250	50
T-407	4.980	126.49	5.100	129.54	4.900	124.46	5.020	127.51	.68	17.27	5.44	138.18	450	90
T-1080	4.990	126.75	5.200	132.09	4.920	124.97	5.100	129.55	1.00	25.40	5.63	143.01	250	50
T-1084	5.180	131.58	5.360	136.15	5.110	129.80	5.290	134.37	1.00	25.40	5.88	149.36	250	50
T-1086	5.330	135.39	5.490	139.45	5.210	132.34	5.370	136.40	.88	22.35	5.88	149.36	250	50
T-1088	5.470	138.94	5.620	142.75	5.390	136.91	5.540	140.72	1.00	25.40	6.13	155.71	250	50
T-1090	5.570	141.48	5.750	146.06	5.490	139.45	5.670	144.02	1.00	25.40	6.19	157.23	250	50
T-1092	5.700	144.79	5.870	149.10	5.610	142.50	5.790	147.07	.98	24.89	6.25	158.76	250	50
T-1097	6.010	152.66	6.180	156.98	5.920	150.37	6.100	154.95	1.00	25.40	6.62	168.15	250	50
T-1100	6.180	156.98	6.350	161.30	6.090	154.69	6.260	159.01	1.00	25.40	6.75	171.46	100	20
T-1103	6.400	162.57	6.560	166.63	6.330	160.79	6.490	164.85	.87	22.10	6.94	176.28	100	20
T-1107	6.610	167.90	6.710	170.44	6.530	165.87	6.630	168.41	1.50	38.10	7.19	182.63	100	20
T-365	6.668	169.37	6.774	172.06	6.562	166.67	6.668	169.37	1.50	38.10	7.19	182.63	100	20
T-1108S	6.880	174.75	7.030	178.56	6.800	172.72	6.950	176.53	.50	12.70	7.67	194.82	100	20
T-1108X †	6.943	176.22	7.358	186.75	6.851	173.88	7.264	184.37	1.46	37.03	7.72	195.94	80	16
T-1109	7.050	179.08	7.120	180.86	6.970	177.04	7.060	179.33	1.00	25.40	7.63	193.81	100	20
T-1110	7.340	186.44	7.650	194.32	7.260	184.41	7.560	192.03	1.00	25.40	7.94	201.68	100	20
T-1120	7.660	194.57	7.840	199.14	7.580	192.54	7.760	197.11	1.00	25.40	8.12	206.26	100	20
T-1128	7.970	202.45	8.140	206.76	7.880	200.16	8.050	204.48	1.00	25.40	8.38	212.86	100	20
T-1133	8.150	207.02	8.350	212.10	8.050	204.48	8.250	209.56	1.38	35.05	8.75	222.26	50	10
T-1137	8.400	213.37	8.600	218.45	8.300	210.83	8.500	215.91	1.38	35.05	9.00	228.61	50	10
T-1139	8.670	220.23	8.730	221.75	8.550	217.18	8.600	218.45	1.50	38.10	9.13	231.91	50	10
T-1142	9.060	230.12	9.364	237.85	8.890	225.81	9.240	234.70	1.75	44.45	9.86	250.44	50	10
T-390	9.970	253.24	10.220	259.59	9.820	249.43	10.080	256.03	.97	24.64	10.56	268.22	75	15
T-1143	10.790	274.07	11.098	281.89	10.620	269.75	10.910	277.11	1.75	44.45	11.60	294.64	40	8
T-1146	11.110	282.19	11.455	290.96	10.779	273.79	11.366	288.70	2.00	50.80	11.96	303.78	40	8
T-1314	12.790	324.87	13.138	333.71	12.480	316.99	12.923	328.24	2.00	50.80	13.64	346.46	30	6
T-1360	13.250	336.55	13.597	345.36	12.960	329.18	13.177	334.70	2.00	50.80	14.10	358.14	30	6



When PLUGGING
"B" Dim. must be at least 1% larger than hole to be plugged. Minimum .020!"



When CAPPING
"C" Dim. must be at least 1% smaller than diameter to be capped. Minimum .020!"

Note:
Part numbers shown in red text are also available in FlexTemp (thermoplastic rubber) Green.

W Series

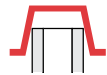
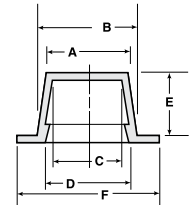
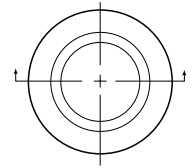


Tapered Caps & Plugs with Wide Flanges

W Series tapered caps and plugs with wide flanges offer added protection and prevent accidental force into or through an opening when used as a plug.

- Covers a vast range of cap or plug applications
- Easy to install and remove
- Added protection for bearing surfaces

Material: Low-Density Polyethylene **Color:** Red



When CAPPING
"C" Dim. must be at least 1% smaller than diameter to be capped. Minimum .020"



When PLUGGING
"B" Dim. must be at least 1% larger than hole to be plugged. Minimum .020"

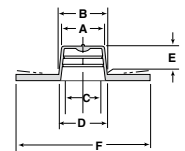
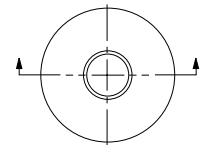
WWX Series



Tapered Caps & Plugs with Extra-Wide, Extra-Thick Flanges

WWX Series tapered caps and plugs with extra-wide, extra-thick flanges provide extended visibility. The fail-proof design prevents the mating component from being installed without first removing the cap. The series can be easily installed and removed.

Material: Low-Density Polyethylene **Color:** Yellow



tapered caps & plugs

Tapered Caps & Plugs with Wide Flanges **W Series**

Caplugs No.	Dimensions												Packaging	
	A		B		C		D		E		F		Carton Quantity	Mini Pak Quantity
	In	mm	In	mm	In	mm	In	mm	In	mm	In	mm		
W-0	.173	4.39	.240	6.10	.111	2.82	.177	4.50	.38	9.65	.56	14.22	5000	1000
W-1	.240	6.10	.315	8.00	.183	4.65	.245	6.22	.36	9.14	.62	15.75	5000	1000
W-2	.302	7.67	.375	9.53	.240	6.10	.303	7.70	.38	9.65	.69	17.53	5000	1000
W-3	.360	9.14	.425	10.80	.298	7.57	.363	9.22	.38	9.65	.75	19.05	5000	1000
W-4	.425	10.80	.480	12.19	.363	9.22	.418	10.62	.38	9.65	.81	20.57	5000	1000
W-5	.472	11.99	.540	13.72	.410	10.41	.478	12.14	.44	11.18	.88	22.35	5000	1000
W-6	.536	13.61	.615	15.62	.474	12.04	.553	14.05	.44	11.18	.94	23.88	5000	1000
W-7	.590	14.99	.670	17.02	.528	13.41	.608	15.44	.50	12.70	1.00	25.40	5000	1000
W-8	.643	16.33	.726	18.44	.581	14.76	.662	16.82	.50	12.70	1.03	26.16	5000	1000
W-9	.683	17.35	.785	19.94	.621	15.77	.723	18.36	.53	13.46	1.13	28.70	5000	1000
W-10	.765	19.43	.865	21.97	.703	17.86	.803	20.40	.56	14.22	1.19	30.23	5000	1000
W-11	.820	20.83	.930	23.62	.758	19.25	.868	22.05	.59	14.99	1.25	31.75	5000	1000
W-12	.872	22.15	.977	24.82	.810	20.57	.916	23.27	.59	14.99	1.31	33.28	2500	500
W-13	.975	24.77	1.104	28.04	.913	23.19	1.042	26.47	.72	18.29	1.44	36.58	2500	500
W-14	1.158	29.41	1.275	32.39	1.096	27.84	1.213	30.81	.72	18.29	1.56	39.63	2500	500
W-14X	1.175	29.85	1.284	32.61	1.120	28.45	1.229	31.22	.63	16.00	1.67	42.42	2500	500
W-15	1.243	31.57	1.375	34.93	1.181	30.00	1.313	33.35	.72	18.29	1.69	42.93	2500	500
W-16	1.312	33.33	1.475	37.47	1.250	31.75	1.413	35.89	.88	22.35	1.81	45.98	1000	200
W-16X	1.517	38.53	1.600	40.64	1.432	36.37	1.514	38.46	.49	12.34	2.26	57.30	2000	400
W-17	1.455	36.96	1.615	41.02	1.393	35.38	1.553	39.45	.72	18.29	1.94	49.28	1000	200
W-18	1.575	40.01	1.685	42.80	1.513	38.43	1.623	41.23	.69	17.53	2.00	50.80	1000	200
W-19	1.735	44.07	1.900	48.26	1.673	42.50	1.838	46.69	.72	18.29	2.22	56.39	1000	200
W-20	1.810	45.98	1.950	49.53	1.748	44.40	1.888	47.96	.69	17.53	2.31	58.68	1000	200
W-21	1.945	49.40	2.100	53.34	1.883	47.83	2.038	51.77	.69	17.53	2.44	61.98	1000	200

Tapered Caps & Plugs with Extra-Wide, Extra-Thick Flanges **WWX Series**

Caplugs No.	Dimensions												Packaging	
	A		B		C		D		E		F		Carton Quantity	Mini Pak Quantity
	In	mm	In	mm	In	mm	In	mm	In	mm	In	mm		
WWX-8	.628	15.95	.725	18.42	.566	14.38	.643	16.33	.44	11.18	2.23	56.64	1000	200
WWX-10	.755	19.18	.870	22.10	.686	17.42	.788	20.02	.50	12.70	2.37	60.20	1000	200
WWX-12	.867	22.02	.975	24.77	.798	20.27	.889	22.58	.56	14.22	2.48	62.99	1000	200
WWX-13	.984	24.99	1.105	28.07	.909	23.09	1.014	25.76	.66	16.76	2.61	66.29	1000	200
WWX-14	1.110	28.20	1.253	31.83	1.046	26.57	1.171	29.74	.66	16.76	2.73	69.34	500	100
WWX-15	1.237	31.42	1.382	35.10	1.171	29.74	1.291	32.79	.66	16.76	2.88	73.15	800	160
WWX-16	1.312	33.32	1.465	37.21	1.243	31.57	1.375	34.93	.66	16.76	2.97	75.44	800	160
WWX-17	1.452	36.88	1.603	40.72	1.387	35.23	1.519	38.58	.66	16.76	3.10	78.74	700	140
WWX-18	1.580	40.13	1.714	43.54	1.513	38.43	1.624	41.25	.66	16.76	3.21	81.53	700	140
WWX-21	1.927	48.95	2.058	52.27	1.867	47.42	1.973	50.11	.66	16.76	3.56	90.42	600	120
WWX-230	2.120	53.85	2.290	58.17	2.036	51.71	2.210	56.13	1.00	25.40	3.79	96.27	300	60
WWX-250	2.395	60.83	2.602	66.09	2.322	58.98	2.530	64.26	1.13	28.70	4.10	104.14	200	40
WWX-44	2.638	67.01	2.759	70.08	2.547	64.69	2.670	67.82	1.13	28.70	4.26	108.20	200	40
WWX-500	2.850	72.39	2.980	75.69	2.787	70.79	2.920	74.17	.75	19.05	4.25	107.95	500	100
WWX-55A	2.990	75.95	3.217	81.71	2.920	74.16	3.130	79.50	1.00	25.40	4.12	104.65	300	60
WWX-501	3.320	84.33	3.458	87.83	3.244	82.40	3.400	86.36	.88	22.35	4.88	123.95	250	50
WWX-1063	3.930	99.82	4.070	103.38	3.860	98.04	4.000	101.60	0.75	19.05	5.38	136.65	400	80

WW Series

Tapered Caps & Plugs with Wide, Thick Flanges

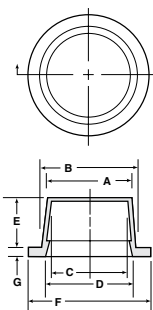


WW Series tapered caps and plugs with wide, thick flanges prevent unnecessary force in an opening when used as a plug.

- Accepted by the aircraft industry
- Easy to install and remove
- Slightly thinner wall and smaller diameter flanges than WWX Series

Material: Low-Density Polyethylene **Color:** Yellow

Applicable Specs: NAS 816



Caplugs No.	Dimensions												Packaging			
	A		B		C		D		E		F		G		Carton Quantity	Mini Pak Quantity
	In	mm	In	mm	In	mm	In	mm	In	mm	In	mm	In	mm		
WW-00	.116	2.95	.182	4.62	.053	1.35	.120	3.05	.37	9.40	.50	12.70	.090	2.29	5000	1000
WW-0	.173	4.39	.240	6.10	.111	2.82	.177	4.50	.37	9.40	.56	14.22	.090	2.29	5000	1000
WW-0X	.230	5.84	.275	6.99	.149	3.78	.190	4.83	.31	7.87	.56	14.22	.060	1.52	10000	2000
WW-1	.236	5.99	.296	7.52	.174	4.42	.225	5.72	.31	7.87	.62	15.75	.090	2.29	5000	1000
WW-2	.299	7.59	.365	9.27	.235	5.97	.302	7.67	.31	7.87	.68	17.27	.090	2.29	5000	1000
WW-2X	.333	8.46	.392	9.96	.269	6.83	.319	8.10	.31	7.87	.72	18.29	.090	2.29	5000	1000
WW-3	.367	9.32	.418	10.62	.298	7.57	.354	8.99	.31	7.87	.75	19.05	.090	2.29	5000	1000
WW-3X	.397	10.08	.447	11.35	.328	8.33	.383	9.73	.31	7.87	.78	19.81	.090	2.29	5000	1000
WW-4	.427	10.85	.475	12.07	.356	9.04	.409	10.39	.31	7.87	.81	20.57	.090	2.29	5000	1000
WW-WF-9	.435	11.05	.509	12.93	.365	9.27	.450	11.43	.47	11.94	.83	21.08	-	-	10000	2000
WW-WF-9-2	.460	11.68	.500	12.70	.396	10.06	.444	11.28	.38	9.65	.75	19.05	-	-	6000	1200
WW-5	.481	12.22	.547	13.89	.409	10.39	.493	12.52	.37	9.40	.87	22.10	.090	2.29	5000	1000
WW-5X	.500	12.70	.563	14.30	.440	11.18	.500	12.70	.37	9.40	.89	22.61	.090	2.29	5000	1000
WW-6	.530	13.46	.615	15.62	.468	11.89	.547	13.89	.37	9.40	.94	23.88	.090	2.29	5000	1000
WW-WF-11-2	.560	14.22	.631	16.03	.497	12.62	.579	14.71	.47	11.94	.97	24.64	-	-	6500	1300
WW-7	.590	14.99	.667	16.94	.518	13.16	.605	15.37	.44	11.18	1.00	25.40	.090	2.29	5000	1000
WW-7X	.610	15.49	.687	17.45	.548	13.92	.635	16.13	.44	11.18	1.03	26.16	.090	2.29	5000	1000
WW-8	.628	15.95	.725	18.42	.558	14.17	.662	16.81	.44	11.18	1.06	26.92	.090	2.29	5000	1000
WW-8X	.658	16.71	.750	19.05	.588	14.94	.687	17.45	.44	11.18	1.09	27.69	.090	2.29	5000	1000
WW-9	.690	17.53	.775	19.69	.620	15.75	.721	18.31	.47	11.94	1.12	28.45	.090	2.29	5000	1000
WW-9X	.725	18.42	.812	20.62	.663	16.84	.761	19.33	.50	12.70	1.16	29.46	.090	2.29	5000	1000
WW-10	.755	19.18	.870	22.10	.693	17.60	.808	20.52	.50	12.70	1.18	29.97	.090	2.29	5000	1000
WW-11	.820	20.83	.930	23.62	.755	19.18	.865	21.97	.53	13.46	1.25	31.75	.090	2.29	2500	500
WW-11X	.825	20.96	.929	23.60	.763	19.38	.878	22.30	.56	14.22	1.25	31.75	.090	2.29	2500	500
WW-WF-21	.866	22.00	.976	24.79	.804	20.42	.925	23.50	.65	16.51	1.81	45.97	-	-	2500	500
WW-12	.867	22.02	.975	24.77	.805	20.45	.913	23.19	.56	14.22	1.28	32.51	.090	2.29	2500	500
WW-12X	.915	23.24	1.035	26.29	.840	21.34	.960	24.38	.63	16.00	1.34	34.04	.090	2.29	2500	500
WW-13	.984	24.99	1.105	28.07	.919	23.34	1.040	26.42	.66	16.76	1.44	36.58	.090	2.29	2500	500
WW-13B	1.094	27.79	1.215	30.86	1.031	26.19	1.132	28.75	.69	17.53	1.56	39.62	.090	2.29	2500	500
WW-14	1.110	28.19	1.233	31.32	1.043	26.49	1.157	29.39	.66	16.76	1.56	39.62	.090	2.29	2500	500
WW-14X	1.150	29.21	1.284	32.61	1.108	28.14	1.205	30.61	.66	16.76	1.56	39.62	.090	2.29	2500	500
WW-WF-24-2	1.150	29.21	1.284	32.61	1.080	27.43	1.220	30.99	.75	19.05	1.56	39.62	-	-	1500	300
WW-WF-25	1.180	29.97	1.314	33.38	1.115	28.32	1.260	32.00	.75	19.05	1.56	39.62	-	-	1500	300
WW-WF-26	1.236	31.39	1.382	35.10	1.166	29.62	1.324	33.63	.75	19.05	1.69	42.93	-	-	1500	300
WW-15	1.237	31.42	1.382	35.10	1.167	29.64	1.288	32.72	.66	16.76	1.68	42.67	.090	2.29	2500	500
WW-16	1.312	33.32	1.465	37.21	1.249	31.72	1.364	34.65	.81	20.57	1.84	46.74	.120	3.05	1000	200
WW-WF-27-2	1.312	33.32	1.466	37.24	1.249	31.72	1.427	36.25	.78	19.81	1.84	46.74	-	-	1000	200
WW-WF-27	1.312	33.32	1.465	37.21	1.248	31.70	1.417	35.99	.93	23.62	1.84	46.74	-	-	1000	200

tapered caps & plugs

Tapered Caps & Plugs with Wide, Thick Flanges WW Series

Caplugs No.	Dimensions														Packaging	
	A		B		C		D		E		F		G		Carton Quantity	Mini Pak Quantity
	In	mm	In	mm	In	mm	In	mm	In	mm	In	mm	In	mm		
WW-16X	1.416	35.97	1.516	38.51	1.354	34.39	1.462	37.13	.69	17.53	1.75	44.45	.120	3.05	1000	200
WW-17	1.452	36.88	1.603	40.72	1.377	34.98	1.503	38.18	.63	16.00	1.94	49.28	.120	3.05	1000	200
WW-WF-28	1.452	36.88	1.604	40.74	1.378	35.00	1.552	39.42	.75	19.05	1.94	49.28	-	-	1000	200
WW-18	1.580	40.13	1.714	43.54	1.515	38.48	1.649	41.88	.63	16.00	2.06	52.32	.120	3.05	1000	200
WW-19	1.730	43.94	1.887	47.93	1.650	41.91	1.780	45.21	.63	16.00	2.31	58.67	.120	3.05	1000	200
WW-WF-30	1.730	43.94	1.888	47.96	1.650	41.91	1.828	46.43	.75	19.05	2.31	58.67	-	-	500	100
WW-WF-31	1.810	45.97	1.975	50.17	1.731	43.97	1.916	48.67	.75	19.05	2.38	60.45	-	-	500	100
WW-210	1.850	46.99	2.020	51.31	1.788	45.42	1.917	48.69	1.00	25.40	2.44	61.98	.120	3.05	500	100
WW-WF-32	1.850	46.99	2.020	51.31	1.788	45.42	1.973	50.11	1.12	28.45	2.44	61.98	-	-	500	100
WW-1064	1.900	48.26	1.990	50.55	1.780	45.21	1.870	47.50	.57	14.48	2.34	59.44	-	-	2500	500
WW-21	1.927	48.95	2.048	52.02	1.857	47.17	1.927	48.95	.63	16.00	2.34	59.44	.120	3.05	1000	200
WW-WF-34	2.067	52.50	2.243	56.97	2.005	50.93	2.197	55.80	1.12	28.45	2.69	68.33	-	-	250	50
WW-WF-34-2	2.072	52.63	2.263	57.48	2.010	51.05	2.218	56.34	1.12	28.45	2.69	68.33	-	-	250	50
WW-221	2.079	52.81	2.228	56.59	2.015	51.18	2.132	54.15	.99	25.15	2.63	66.80	.120	3.05	500	100
WW-25A	2.125	53.98	2.406	61.11	2.063	52.40	2.344	59.54	1.00	25.40	2.69	68.33	.120	3.05	500	100
WW-WF-35	2.136	54.25	2.312	58.72	2.074	52.68	2.265	57.53	1.12	28.45	2.75	69.85	-	-	250	50
WW-240	2.298	58.37	2.464	62.59	2.235	56.77	2.370	60.20	1.00	25.40	2.88	73.15	.120	3.05	500	100
WW-WF-36	2.298	58.37	2.464	62.59	2.235	56.77	2.416	61.37	1.12	28.45	2.88	73.15	-	-	250	50
WW-33A	2.305	58.55	2.620	66.55	2.245	57.02	2.560	65.02	1.25	31.75	3.06	77.72	.120	3.05	250	50
WW-WF-38	2.305	58.55	2.620	66.55	2.245	57.02	2.583	65.61	1.00	25.40	3.06	77.72	-	-	300	60
WW-250	2.395	60.83	2.602	66.09	2.333	59.26	2.500	63.50	1.13	28.70	3.00	76.20	.120	3.05	500	100
WW-WF-37	2.395	60.83	2.602	66.09	2.333	59.26	2.556	64.92	1.25	31.75	3.00	76.20	-	-	250	50
WW-43A	2.475	62.87	2.725	69.22	2.405	61.09	2.650	67.31	.91	23.11	3.16	80.26	.120	3.05	250	50
WW-WF-39	2.475	62.87	2.725	69.22	2.405	61.09	2.677	68.00	1.37	34.80	3.16	80.26	-	-	250	50
WW-44	2.638	67.01	2.759	70.08	2.568	65.23	2.661	67.59	.69	17.53	3.22	81.79	.120	3.05	500	100
WW-WF-40	2.638	67.01	2.759	70.08	2.568	65.23	2.704	68.68	.81	20.57	3.21	81.53	-	-	250	50
WW-WF-41	2.685	68.20	2.955	75.06	2.623	66.62	2.917	74.09	1.12	28.45	3.44	87.38	-	-	250	50
WW-55A	2.990	75.95	3.250	82.55	2.920	74.17	3.150	80.01	1.00	25.40	3.75	95.25	.120	3.05	250	50
WW-WF-43	2.990	75.95	3.250	82.55	2.920	74.17	3.202	81.33	1.12	28.45	3.75	95.25	-	-	250	50
WW-53	2.995	76.07	3.150	80.01	2.925	74.30	3.080	78.23	.75	19.05	3.59	91.19	.120	3.05	250	50
WW-57A	3.090	78.49	3.370	85.60	3.020	76.71	3.322	84.38	1.00	25.40	3.81	96.77	.120	3.05	250	50
WW-96A	3.225	81.92	3.562	90.47	3.155	80.14	3.517	89.33	1.12	28.45	4.00	101.60	.120	3.05	250	50
WW-WF-45	3.324	84.43	3.458	87.83	3.244	82.40	3.398	86.31	.87	22.10	3.88	98.55	-	-	200	40
WW-WF-45-2	3.347	85.01	3.486	88.54	3.265	82.93	3.418	86.82	.87	22.10	3.91	99.31	-	-	200	40
WW-502	3.790	96.27	3.920	99.57	3.710	94.23	3.840	97.54	.75	19.05	4.34	110.24	.120	3.05	250	50
WW-1064	4.011	101.88	4.135	105.03	3.937	100.00	4.061	103.15	.75	19.05	4.62	117.35	.120	3.05	100	20
WW-1076	4.640	117.86	4.815	122.30	4.570	116.08	4.685	119.00	.88	22.35	5.17	131.32	.120	3.05	100	20
WW-1107	6.611	167.92	6.683	169.75	6.530	165.86	6.630	168.40	1.43	36.32	7.12	180.85	.120	3.05	100	20



When PLUGGING
"B" Dim. must be at least 1% larger than hole to be plugged. Minimum .020!"



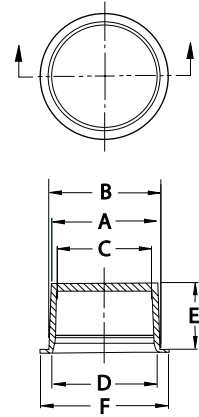
When CAPPING
"C" Dim. must be at least 1% smaller than diameter to be capped. Minimum .020!"

TV Series

Flexible Vinyl Tapered Caps & Plugs

TV Series flexible vinyl tapered caps and plugs resist tearing, cracking, splitting and shredding through a unique A-80 Shore durometer vinyl. They also provide a snug fit even with smaller dimensions and irregular shapes for easy installation and removal.

Material: Vinyl (80 Durometer) **Color:** Red



tapered caps & plugs

Flexible Vinyl Tapered Caps & Plugs TV Series

*Part has a side pull-tab on flange

Caplugs No.	Dimensions												Packaging	
	A		B		C		D		E		F		Carton Quantity	Mini Pak Quantity
	In	mm	In	mm	In	mm	In	mm	In	mm	In	mm		
TV-1	.234	5.94	.270	6.86	.180	4.57	.198	5.03	.319	8.10	.39	9.91	10000	1000
TV-2	.300	7.62	.363	9.22	.218	5.54	.295	7.49	.345	8.76	.50	12.70	7000	1000
TV-5	.433	11.00	.498	12.65	.365	9.27	.441	11.20	.405	10.29	.67	17.02	7500	1000
TV-6	.496	12.60	.556	14.12	.434	11.02	.494	12.55	.425	10.80	.72	18.29	6000	1000
TV-6A	.570	14.48	.619	15.72	.497	12.62	.546	13.87	.467	11.86	.81	20.57	1700	340
TV-7	.577	14.66	.636	16.15	.506	12.85	.570	14.48	.495	12.57	.79	20.07	6000	1000
TV-248	.628	15.95	.775	19.69	.570	14.48	.697	17.70	.710	18.03	.90	22.86	3750	750
TV-8 †	.686	17.42	.754	19.15	.624	15.85	.680	17.27	.588	14.94	.96	24.38	4500	900
TV-8P	.670	17.02	.735	18.67	.592	15.04	.671	17.04	.464	11.79	.98	24.89	6000	1000
TV-8J	.737	18.72	.771	19.58	.653	16.59	.711	18.06	.485	12.32	.99	25.15	6000	1000
TV-9 †	.760	19.30	.818	20.78	.620	15.75	.678	17.22	.630	16.00	.96	24.38	3500	700
TV-10 †	.813	20.65	.884	22.45	.745	18.92	.837	21.26	.498	12.65	1.20	30.48	3500	700
TV-11	.842	21.39	.895	22.73	.772	19.61	.850	21.59	.608	15.44	1.07	27.18	6000	1000
TV-11A	.935	23.75	.980	24.89	.775	19.69	.820	20.83	.570	14.48	1.24	31.50	4000	800
TV-11P	.847	21.51	.931	23.65	.764	19.41	.851	21.62	.641	16.28	1.08	27.43	4000	800
TV-12	.993	25.22	1.106	28.09	.925	23.50	1.044	26.52	.745	18.92	1.37	34.80	2500	500
TV-12P	.880	22.35	.950	24.13	.720	18.29	.790	20.07	.650	16.51	1.16	29.46	4000	800
TV-13 †	1.031	26.19	1.164	29.57	.950	24.13	1.090	27.69	.760	19.30	1.30	33.02	2250	450
TV-14	1.121	28.47	1.183	30.05	1.040	26.42	1.128	28.65	.745	18.92	1.46	37.08	2000	400
TV-14A †	1.182	30.02	1.303	33.10	1.042	26.47	1.163	29.54	.760	19.30	1.51	38.35	2500	500
TV-15	1.346	34.19	1.425	36.20	1.196	30.38	1.275	32.39	.880	22.35	1.63	41.40	1200	240
TV-16	1.301	33.05	1.367	34.72	1.221	31.01	1.291	32.79	.710	18.03	1.58	40.13	1500	300
TV-16A	1.324	33.63	1.460	37.08	1.184	30.07	1.320	33.53	.940	23.88	1.68	42.67	1500	300
TV-19	1.512	38.40	1.586	40.28	1.362	34.59	1.436	36.47	.750	19.05	1.87	47.50	1500	300
TV-19A	1.773	45.03	1.871	47.52	1.667	42.34	1.774	45.06	.625	15.88	2.10	53.34	1200	240
TV-20	1.625	41.28	1.703	43.26	1.514	38.46	1.615	41.02	.700	17.78	1.85	46.99	1500	300
TV-21H	1.906	48.41	2.054	52.17	1.790	45.47	1.923	48.84	1.050	26.67	2.47	62.74	850	170



When PLUGGING
"B" Dim. must be at least 1% larger than hole to be plugged. Minimum .020!"



When CAPPING
"C" Dim. must be at least 1% smaller than diameter to be capped. Minimum .020!"





caps

A full range of plastic caps is offered by Caplugs to protect fabricated components during shipping and storage. The caps can also be used as finishing parts that remain on the end product.

You can choose from thousands of plastic caps that are in stock and ready to ship by selecting a desired style, size, material, color and quantity.

Free samples of every catalog part are available ensuring you find the right part for your application.

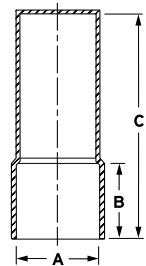
FI Series

Diesel Fuel Injector Cap

FI Series diesel fuel injector caps protect from impact damage and keep out moisture and contaminants during shipping or storage.

- Economical protection
- One size fits all standard injectors

Material: Low-Density Polyethylene **Color:** Blue

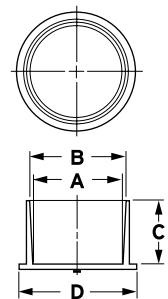


EZC Series

Non-Threaded NPT Caps

EZC Series non-threaded NPT caps are a heavy-duty, tapered, multi-use cap designed to protect a variety of items. The flange allows for easy insertion and removal.

Material: Low-Density Polyethylene **Color:** Orange



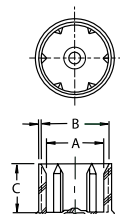
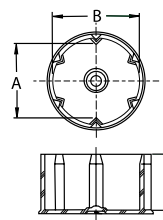
FCO Series

Flat-Faced O-Ring Caps

FCO Series flat-faced O-ring caps are designed to protect the outside of hexnuts and feature a chamfered flange for easy hand removal. A snug fit prevents falling during transit. The caps are ideal for fluid power valves, hose and pipe fittings.

- Available in two styles
- Internal ribs securely hold caps in place

Material: Low-Density Polyethylene **Color:** Red



FCO-120 thru FCO-200

FCO-40 thru FCO-100

Diesel Fuel Injector Cap **FI Series**

Caplugs No.	Dimensions						Packaging	
	A		B		C		Carton Quantity	Mini Pak Quantity
	In	mm	In	mm	In	mm		
FI-945	1.310	33.27	1.38	35.05	3.45	87.63	1200	240

Non-Threaded NPT Caps **EZC Series**

Caplugs No.	To Cap NPT Size	Dimensions								Packaging	
		A		B		C		D		Carton Quantity	Mini Pak Quantity
		In	mm	In	mm	In	mm	In	mm		
EZC-2	1/8	.363	9.22	.385	9.78	.37	9.30	.59	15.09	7500	1500
EZC-4	1/4	.493	12.52	.523	13.28	.42	10.64	.73	18.64	4000	800
EZC-6	3/8	.585	14.86	.662	16.81	.62	15.88	.89	22.63	5000	1000
EZC-8	1/2	.725	18.42	.856	21.74	.59	14.86	1.06	27.00	2500	500
EZC-12	3/4	.990	25.15	1.040	26.42	.69	17.53	1.25	31.75	1500	300
EZC-16	1	1.257	31.93	1.305	33.15	.69	17.48	1.52	38.51	1000	200
EZC-24	1-1/2	1.842	46.79	1.898	48.21	.75	19.13	2.11	53.57	500	100
EZC-26	-	1.962	49.83	1.972	50.09	1.29	32.64	2.25	57.15	250	50

Flat-Faced O-Ring Caps **FCO Series**

Caplugs No.	To Cap Thread Size	To Fit Hex Size	Dimensions						Packaging	
			A		B		C		Carton Quantity	Mini Pak Quantity
			In	mm	In	mm	In	mm		
FCO-40	9/16 - 18	11/16	.671	17.04	.786	19.96	.590	14.99	6000	1000
FCO-60	11/16 - 16	13/16	.792	20.12	.928	23.57	.680	17.27	4000	800
FCO-80	13/16 - 16	15/16	.916	23.27	1.074	27.28	.840	21.34	2500	500
FCO-100	1 - 14	1-1/8	1.098	27.89	1.287	32.69	.940	23.88	1500	300
FCO-120	1-3/16 - 12	1-3/8	1.355	34.42	1.576	40.03	1.030	26.16	1000	200
FCO-160	1-7/16 - 12	1-5/8	1.586	40.28	1.859	47.22	1.110	28.19	900	180
FCO-200	1-11/16 - 12	1-7/8	1.832	46.53	2.148	54.56	1.110	28.19	700	140

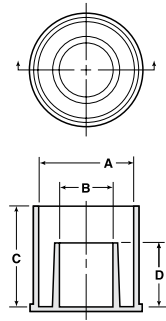
FTC Series

Caps For Flareless Tube and Nut Assemblies



FTC Series caps for flareless tube and nut assemblies feature a "cap within a cap" design. The design allows the outer cap to conform to the hex shape of the nut while the inner cap covers the tube and sleeve inside the nut and holds the assembly firmly in place.

Material: Low-Density Polyethylene **Color:** Red



GC Series

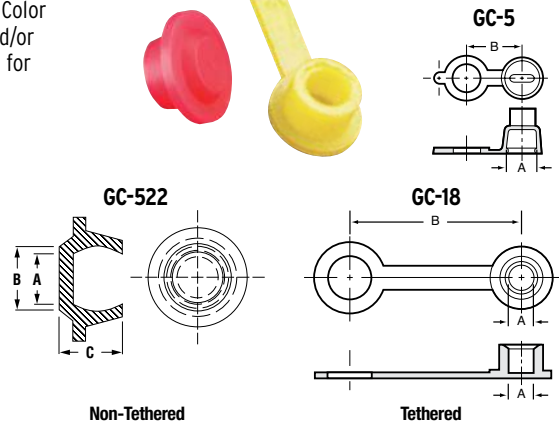
Grease Caps



GC Series grease caps snap securely over fittings to seal out dirt and moisture. The integral retaining ring keeps the cap firmly in place during servicing. Color coding is also available to indicate the type and/or frequency of lubrication. The caps can be used for masks when spray painting.


• Available in tethered and non-tethered

Material: Low-Density Polyethylene
Colors: Red, Blue, Yellow, Green, Black, White



HC Series

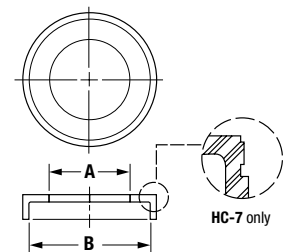
Hose Caps



HC Series hose caps are used to cover rigid tube and hose ends, as well as to prevent slippage over the fitting. The primary application for these caps is hose assembly manufacturing.

- Durable
- Flexible

Material: Flex Temp (Thermoplastic rubber) **Color:** Yellow



Caps For Flareless Tube and Nut Assemblies **FTC Series**

Caplugs No.	To Fit Tube Size	Dimensions								Packaging	
		A		B		C		D		Carton Quantity	Mini Pak Quantity
		In	mm	In	mm	In	mm	In	mm		
FTC-2	1/8	.39	9.91	.17	4.32	.58	14.73	.40	10.16	5000	1000
FTC-3	3/16	.46	11.68	.24	6.10	.63	16.00	.41	10.41	5000	1000
FTC-4	1/4	.59	14.99	.30	7.62	.77	19.56	.52	13.21	5000	1000
FTC-5	5/16	.65	16.51	.37	9.40	.81	20.57	.53	13.46	5000	1000
FTC-6	3/8	.72	18.29	.41	10.41	.81	20.57	.54	13.72	5000	1000
FTC-8	1/2	.91	23.11	.57	14.48	.86	21.84	.54	13.72	2500	500
FTC-10	5/8	1.04	26.42	.67	17.02	.99	25.15	.64	16.26	2500	500
FTC-12	3/4	1.30	33.02	.83	21.08	1.00	25.40	.64	16.26	1000	200
FTC-16	1	1.56	39.63	1.07	27.18	1.10	27.94	.63	16.00	1000	200
FTC-18	1 1/8	1.99	50.55	1.09	27.69	.90	22.86	.63	16.00	1000	200
FTC-20	1-1/4	2.08	52.83	1.32	33.53	1.10	27.94	.62	15.75	1000	200
FTC-24	1-1/2	2.36	59.95	1.56	39.63	1.08	27.43	.62	15.75	500	100
FTC-28	1-3/4	2.76	70.11	1.83	46.48	1.14	28.96	.69	17.53	500	100
FTC-32	2	3.00	76.20	2.06	52.33	1.17	29.72	.63	16.00	250	50

Grease Caps **GC Series**

Caplugs No.	Dimensions						Packaging	
	A		B		C		Carton Quantity	Mini Pak Quantity
	In	mm	In	mm	In	mm		
GC-5	.234	5.94	.47	11.94	-	-	2500	500
GC-18	.227	5.77	1.52	38.61	-	-	2500	500
GC-522	.250	6.35	.25	6.35	.24	6.10	2500	500

† HC-7 is LDPE material.

Hose Caps **HC Series**

Caplugs No.	Dimensions				Packaging	
	A		B		Carton Quantity	Mini Pak Quantity
	In	mm	In	mm		
HC-4	.320	8.13	.589	14.96	10000	1000
HC-6	.445	11.30	.766	19.46	10000	1000
HC-7 †	.660	16.76	.820	20.83	5000	1000
HC-8	.570	14.49	.880	22.35	5000	1000
HC-10	.700	17.78	1.056	26.82	5000	1000
HC-12	.823	20.90	1.183	30.05	5000	1000
HC-16	1.088	27.64	1.404	35.66	5000	1000

HEX Series

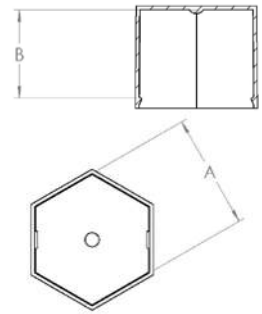


Hexagonal Caps

HEX Series hexagonal caps are designed to protect hex style bolts or nuts from damage and contaminants. A dual bead feature allows parts to securely lock in place.

- Easy to install
- Common sizes available

Material: Low-Density Polyethylene **Color:** Color coded by size



J Series

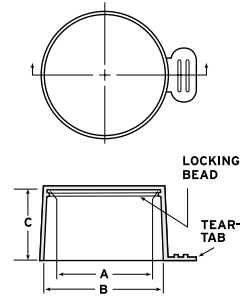


Tear-Tab Caps for NPT Pipe Threads

J Series tear-tab caps for NPT pipe threads feature a time-saving tear-tab cap that slips easily over male NPT threaded fittings and snaps securely in place. A ribbed wide tear-tab allows for easy removal.

- Covers NPT thread
- Easy installation and removal
- Locks onto threads

Material: Low-Density Polyethylene **Color:** Blue



JS Series

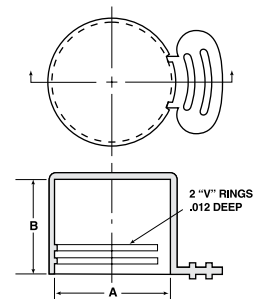


Tear-Tab Caps for Straight Threads

JS Series tear-tab caps for straight threads feature an extra-wide ribbed tab for easy removal.

- Natural color
- Vast range of sizes

Material: Low-Density Polyethylene
Color: Natural (Black in carton qty. only)



Hexagonal Caps **HEX Series**

Caplugs No.	Fits Hex Size/Color	Dimensions				Packaging	
		A		B		Carton Quantity	Mini Pak Quantity
		In	mm	In	mm		
HEX-250	1/4 - Purple	.575	14.61	.75	19.05	5000	1000
HEX-500	1/2 - Brown	.894	22.71	.84	21.34	3000	600
HEX-625	5/8 - Blue	1.010	25.65	.90	22.86	2500	500
HEX-750	3/4 - White	1.255	31.88	.97	24.64	2500	500
HEX-1000	1 - Red	1.515	38.48	.95	24.13	2500	500

Tear-Tab Caps for NPT Pipe Threads **J Series**

Caplugs No.	To Fit Thread Size	Dimensions						Packaging	
		A		B		C		Carton Quantity	Mini Pak Quantity
		In	mm	In	mm	In	mm		
J-1/16	1/16 NPT	.300	16.20	.300	76.20	.32	8.13	20000	4000
J-1/8	1/8 NPT	.385	9.78	.405	10.29	.32	8.13	5000	1000
J-1/4	1/4 NPT	.512	13.00	.540	13.72	.49	12.45	5000	1000
J-3/8	3/8 NPT	.643	16.33	.675	17.15	.49	12.45	5000	1000
J-TT-4	1/2 NPT	.835	21.20	.835	21.20	.64	16.26	3500	700
J-3/4	3/4 NPT	1.005	25.53	1.050	26.67	.65	16.51	2500	500
J-1	1 NPT	1.261	32.03	1.315	33.40	.81	20.57	2500	500
J-1-1/4	1-1/4 NPT	1.604	40.74	1.660	42.16	.84	21.34	2000	400
J-1-1/2	1-1/2 NPT	1.841	40.76	1.900	48.26	.85	21.59	1000	200
J-2	2 NPT	2.313	58.75	2.375	60.33	.89	22.61	500	100
J-2-1/2	2-1/2 NPT	2.792	70.92	2.875	73.03	1.33	33.78	500	100
J-3	3 NPT	3.411	86.64	3.500	88.90	1.39	35.31	250	50
J-4	4 NPT	4.412	112.06	4.550	115.57	2.00	50.80	200	40

Tear-Tab Caps for Straight Threads **JS Series**

Caplugs No.	To Fit Tube Size	To Fit Thread Size	Dimensions				Packaging	
			A		B		Carton Quantity	Mini Pak Quantity
			In	mm	In	mm		
JS-6	3/16	3/8 - 24	.371	9.42	.44	11.18	5000	1000
JS-7	1/4	7/16 - 20	.428	10.87	.44	11.18	5000	1000
JS-8	5/16	1/2 - 20	.495	12.57	.46	11.68	5000	1000
JS-9	3/8	9/16 - 18	.559	14.20	.48	12.19	5000	1000
JS-10	3/8	5/8 - 18	.615	15.62	.48	12.19	5000	1000
JS-11	3/8	11/16 - 16	.680	17.27	.48	12.19	5000	1000
JS-12	1/2	3/4 - 16	.740	18.80	.56	14.22	5000	1000
JS-13	1/2	13/16 - 16	.803	20.40	.64	16.26	5000	1000
JS-TU-9	-	13/16	.803	20.40	.56	14.22	2500	500
JS-14	5/8	7/8 - 14	.865	21.97	.70	17.78	5000	1000
JS-TU-10	-	7/8	.865	21.97	.65	16.51	2500	500
JS-16	5/8	1 - 14	.993	25.22	.65	16.51	5000	1000
JS-17	3/4	1-1/16 - 12	1.053	26.75	.83	21.08	2500	500
JS-TU-12	-	1-1/16	1.053	26.75	.75	19.05	2500	500
JS-19	7/8	1-3/16 - 12	1.180	29.97	.75	19.05	2500	500
JS-TU-16	-	1-5/16	1.303	33.10	.75	19.05	1500	300
JS-23	1	1-7/16 - 12	1.430	36.32	.75	19.05	2000	400
JS-TU-20	-	1-5/8	1.616	41.05	.82	20.83	750	150
JS-TU-21	-	1-11/16	1.678	42.62	.82	20.83	500	100
JS-TU-24	-	1-7/8	1.866	47.40	.95	24.13	500	100
JS-TU-32	-	2-1/2	2.491	63.27	1.10	27.94	350	70

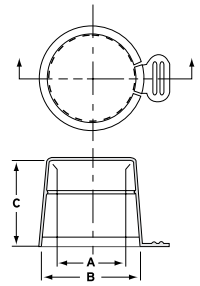
MJ Series




Tear-Tab Caps for Tapered Metric Threads

MJ Series tear-tab caps for tapered metric threads feature a locking bead that engages lead thread and holds cap on securely. A tear-tab breaks the seal for easy removal.

Material: Low-Density Polyethylene **Color:** Red



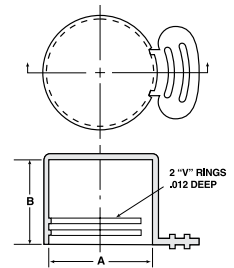
MJS Series



Tear-Tab Caps for Straight Metric Threads

MJS Series tear-tab caps for straight metric threads feature an extra-wide ribbed tab that allows for easy installation and removal. The caps are translucent gold, making it possible to view an O-ring on the fitting.

Material: Low-Density Polyethylene **Color:** Gold



OF Series

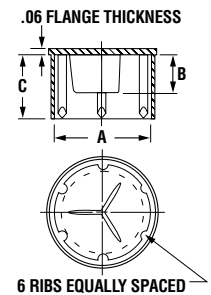


Caps for Long-Threaded Connectors

OF Series caps for long-threaded connectors feature six internal ribs that create a positive grip on the outer surface of the fittings nut. Contamination and damage are prevented by three internal webs that act as a positive stop and positioning feature to the fitting during installation.

- Caps for various thread sizes
- Orange color for visibility

Material: Low-Density Polyethylene **Color:** Orange



Tear-Tab Caps for Tapered Metric Threads **MJ Series**

Caplugs No.	Dimensions						Packaging	
	A		B		C		Carton Quantity	Mini Pak Quantity
	In	mm	In	mm	In	mm		
MJ-3/4	1.106	28.09	1.296	32.92	1.14	28.96	2500	500
MJ-1	1.289	32.74	1.500	38.10	1.20	30.48	1500	300

Tear-Tab Caps for Straight Metric Threads **MJS Series**

Caplugs No.	Dimensions						Packaging	
	To Fit Tube Size	To Fit Thread Size	A		B		Carton Quantity	Mini Pak Quantity
			mm	In	mm	In		
MJS-18	3/8	M-18	.713	18.11	.56	14.2	5000	1000
MJS-20	1/2	M-20	.791	20.09	.56	14.2	5000	1000
MJS-22	5/8	M-22	.870	22.09	.48	12.2	5000	1000
MJS-27	3/4	M-27	1.067	27.10	.67	17.2	2500	500

Caps for Long-Threaded Connectors **OF Series**

Caplugs No.	Dimensions								Packaging	
	To Cap Thread Size	Fitting Size	A		B		C		Carton Quantity	Mini Pak Quantity
			In	mm	In	mm	In	mm		
OF-4	9/16	-4	.675	17.15	.32	8.13	.49	12.45	3500	700
OF-6	11/16	-6	.790	20.07	.37	9.40	.57	14.48	2500	500
OF-8	13/16	-8	.916	23.27	.43	10.92	.73	18.54	3000	600
OF-10	1	-10	1.108	28.14	.53	13.46	.83	21.08	2000	400
OF-12	1-13/16	-12	1.360	34.54	.57	14.48	.93	23.62	1000	200
OF-16S	1-7/16	-16	1.580	40.89	.58	14.73	1.00	25.40	900	180
OF-16	1-7/16	-16	1.610	40.13	.58	14.73	1.00	25.40	900	180
OF-20	1-11/16	-20	1.860	47.24	.58	14.73	1.00	25.40	700	140
OF-24	2	-24	2.230	56.64	.58	14.73	1.00	25.40	450	90

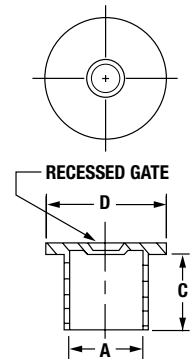
PM Series

Push-On Metric Caps

PM Series push-on metric caps are durable caps with a flange for easy installation and removal. The versatile design enables the cap to be reused on a wide variety of threaded and non-threaded fittings.

- Fits common metric thread sizes

Material: Low-Density Polyethylene **Color:** Yellow Tint



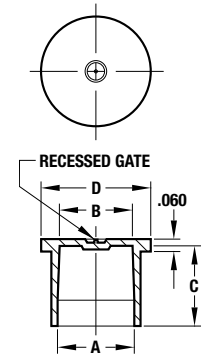
PN Series

Push-On NPT Caps

PN Series push-on NPT caps are durable with a flange for easy installation and removal. The versatile design enables the cap to be reused on a wide variety of threaded and non-threaded fittings.

- Fits common metric thread sizes

Material: Low-Density Polyethylene **Color:** Red Tint



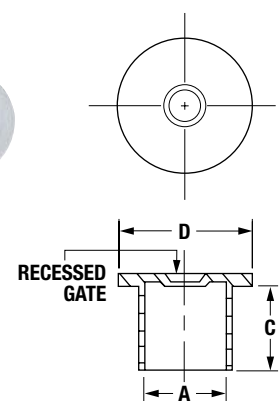
PO Series

Push-On Straight-Thread Caps

PO Series push-on straight-thread caps are designed to protect straight threads with or without O-rings, yet the versatile design allows for use on a variety of threaded or non-threaded fittings.

- Protects straight threads

Material: Low-Density Polyethylene **Color:** Natural



Push-On Metric Caps **PM Series**

Caplugs No.	To Cap Metric Thread Size	Dimensions						Packaging	
		A		C		D		Carton Quantity	Mini Pak Quantity
		In	mm	In	mm	In	mm		
PM-10	M10	.384	9.75	.323	8.20	.689	17.50	7000	1400
PM-12	M12	.463	11.75	.470	11.95	.768	19.50	7000	1400
PM-14	M14	.540	13.72	.470	11.95	.846	21.50	6000	1200
PM-16	M16	.617	15.67	.470	11.95	.925	23.50	5000	1000
PM-18	M18	.696	17.68	.470	11.95	1.004	25.50	5000	1000
PM-20	M20	.774	19.66	.553	14.05	1.083	27.50	3000	600
PM-22	M22	.855	21.72	.553	14.05	1.161	29.50	3000	600
PO-100	M27	1.051	26.70	.750	19.05	1.310	33.27	2250	450
PO-110	M30	1.175	29.85	.750	19.05	1.440	36.58	2000	400
PM-33	M33	1.285	32.65	.689	17.50	1.594	40.50	1000	200
PM-38	M38	1.481	37.62	.689	17.50	1.791	44.50	1000	200
PM-42	M42	1.641	41.68	.689	17.50	1.949	49.50	1000	200
PO-160	M48	1.861	47.27	.970	24.64	2.120	53.85	1000	200

Push-On NPT Caps **PN Series**

Caplugs No.	To Cap NPT Size	Dimensions								Packaging	
		A		B		C		D		Carton Quantity	Mini Pak Quantity
		In	mm	In	mm	In	mm	In	mm		
PN-2	1/8	.399	10.13	.383	9.73	.38	9.65	.66	16.76	15000	3000
PN-4	1/4	.533	13.54	.508	12.90	.53	13.46	.81	20.57	9000	1800
PN-6	3/8	.669	16.99	.644	16.36	.53	13.46	.94	23.88	5000	1000
PN-8	1/2	.833	21.16	.800	20.32	.72	18.29	1.09	27.69	2500	500
PN-12	3/4	1.045	26.54	1.011	25.68	.75	19.05	1.31	33.27	3500	700
PN-16	1	1.310	33.27	1.267	32.18	.93	23.62	1.56	39.62	1000	200
PN-20	1-1/4	1.655	42.04	1.611	40.92	.97	24.64	1.94	49.28	800	160
PN-24	1-1/2	1.893	48.08	1.848	46.94	.97	24.64	2.16	54.86	2000	400
PN-32	2	2.370	60.20	2.323	59.00	1.03	26.16	2.62	66.55	600	120

Push-On Straight-Thread Caps **PO Series**

Caplugs No.	To Cap Thread Size	Dimensions						Packaging	
		A		C		D		Carton Quantity	Mini Pak Quantity
		In	mm	In	mm	In	mm		
PO-20	7/16	.428	10.87	.47	11.94	.69	17.53	10000	2000
PO-30	1/2	.490	12.45	.47	11.94	.75	19.05	7000	1400
PO-40	9/16	.550	13.97	.50	12.70	.81	20.57	7500	1500
PO-50	11/16	.676	17.17	.50	12.70	.94	23.88	5000	1000
PO-55	-	.721	19.84	.67	17.02	1.00	25.40	3500	700
PO-60	3/4	.738	20.04	.67	17.02	1.00	25.40	3500	700
PO-70	13/16	.802	20.37	.56	14.22	1.06	26.92	3500	700
PO-80	7/8	.864	21.95	.66	16.76	1.12	28.45	2500	500
PO-90	1	.990	25.15	.66	16.76	1.25	31.75	3000	600
PO-100	1-1/16	1.051	26.70	.75	19.05	1.31	33.27	2250	450
PO-110	1-3/16	1.175	29.85	.75	19.05	1.44	36.58	2000	400
PO-120	1-5/16	1.298	32.97	.75	19.05	1.56	39.62	1500	300
PO-130	1-7/16	1.426	36.22	.75	19.05	1.69	42.93	1000	200
PO-140	1-5/8	1.612	40.94	.85	21.59	1.88	47.75	1000	200
PO-150	1-11/16	1.674	42.52	.85	21.59	1.94	49.28	800	160
PO-160	1-7/8	1.861	47.27	.97	24.64	2.12	53.85	1000	200
PO-170	2	1.985	50.42	1.09	27.69	2.25	57.15	800	160
PO-180	2-1/2	2.481	63.02	1.22	30.99	2.75	69.85	500	100

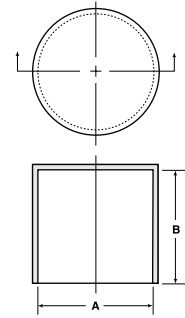
SC Series

Sleeve Caps for Tube Ends

Series SC Sleeve Caps are designed to fit outside diameters of tubing sizes listed with a snug friction grip. Available in over 128 different outside diameters and lengths, the SC Series is ideal for capping and protecting both threaded and non-threaded tubing or rod ends. They also make excellent masks for painting, plating or grit-blasting operations.

Material: Low-Density Polyethylene **Color:** Red

Applicable Specs: NAS 844



** Material for this part is Polyolefin Elastomer.

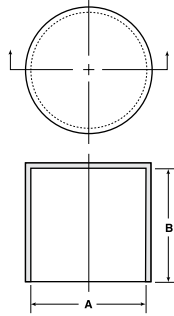
† Parts have external ribs.

†† Parts have internal ribs.

Sleeve Caps for Tube Ends **SC Series**

Caplugs No.	Dimensions				Packaging	
	A - Press Fit on O.D.		B		Carton Quantity	Mini Pak Quantity
	In	mm	In	mm		
SC-5/64**	.078	1.98	.50	12.70	5000	1000
SC-3/32	.094	2.38	.59	14.99	5000	1000
SC-1/8	.125	3.18	.59	14.99	5000	1000
SC-211-L	.125	3.18	.75	19.05	25000	5000
SC-5/32	.156	3.97	.56	14.22	5000	1000
SC-212-S	.172	4.37	.62	15.75	10000	2000
SC-3/16-5	.188	4.76	.35	8.89	5000	1000
SC-213-S	.188	4.78	.47	11.94	25000	5000
SC-3/16-10	.188	4.76	.59	14.99	5000	1000
SC-3/16-16	.188	4.76	1.00	25.40	5000	1000
SC-213-R	.203	5.16	.62	15.75	15000	3000
SC-7/32	.219	5.56	.75	19.05	5000	1000
SC-1/4-4	.250	6.35	.22	5.59	5000	1000
SC-1/4-7	.250	6.35	.44	11.18	5000	1000
SC-214-S	.250	6.35	.50	12.70	15000	3000
SC-1/4-14	.250	6.35	.88	22.35	5000	1000
SC-1/4-16	.250	6.35	1.00	25.40	5000	1000
SC-274-G	.266	6.76	.75	19.05	10000	2000
SC-9/32	.281	7.14	.75	19.05	5000	1000
SC-1805††	.313	7.92	.38	9.65	18000	3600
SC-5/16	.313	7.94	.88	22.35	5000	1000
SC-216-T	.375	9.53	.46	11.68	20000	4000
SC-155†	.375	9.53	.75	19.05	10000	2000
SC-3/8	.375	9.53	.88	22.35	5000	1000
SC-216-L	.375	9.53	1.12	28.45	7500	1500
SC-1030	.422	10.72	1.25	31.75	5000	1000
SC-773	.438	11.11	.22	5.59	15000	3000
SC-7/16-8	.438	11.11	.50	12.70	5000	1000
SC-159†	.438	11.11	.62	15.75	10000	2000
SC-7/16-14	.438	11.11	.88	22.35	5000	1000
SC-217-L	.438	11.11	1.50	38.10	5000	1000
SC-7/16-16	.438	11.11	1.00	25.40	5000	1000
SC-157†	.469	11.90	.75	19.05	7500	1500
SC-161†	.500	12.70	.44	11.18	15000	3000
SC-1/2-8	.500	12.70	.50	12.70	5000	1000
SC-1/2-14	.500	12.70	.88	22.35	5000	1000
SC-1/2-24	.500	12.70	1.50	38.10	2500	500
SC-176†	.563	14.27	.42	10.67	10000	2000
SC-9/16-9	.563	14.29	.56	14.22	5000	1000
SC-219-S	.563	14.27	.62	15.75	7500	1500
SC-9/16-14	.563	14.29	.88	22.35	5000	1000
SC-1868	.625	15.87	.64	16.26	6500	1300
SC-5/8	.625	15.88	.88	22.35	5000	1000
SC-981††	.625	15.88	.88	22.35	5000	1000
SC-220-H	.625	15.88	.94	23.88	5000	1000
SC-220-U	.625	15.88	1.50	38.10	2000	400
SC-1834	.625	15.88	2.50	63.50	1000	200
SC-221-S	.688	17.48	.75	19.05	5000	1000
SC-11/16	.688	17.46	.88	22.35	5000	1000
SC-1775	.740	18.80	.88	22.35	3500	700
SC-222-S	.750	19.05	.38	9.65	7500	1500
SC-3/4	.750	19.05	.88	22.35	5000	1000
SC-3/4-16	.742	18.85	1.00	25.40	5000	1000
SC-222-H	.750	19.05	.94	23.88	2500	500
SC-222-L	.750	19.05	2.47	62.74	4000	800
SC-25/32	.781	19.84	1.00	25.40	5000	1000
SC-835	.813	20.65	.69	17.53	3500	700
SC-13/16	.813	20.64	.88	22.35	5000	1000

SC Series Sleeve Caps for Tube Ends (cont.)



Caplugs No.	Dimensions				Packaging	
	A - Press Fit on O.D.		B		Carton Quantity	Mini Pak Quantity
	In	mm	In	mm		
SC-201-T	.875	22.23	.62	15.75	2500	500
SC-201-S	.875	22.23	.62	15.75	3500	700
SC-7/8	.875	22.23	.88	22.35	5000	1000
SC-201-M	.875	22.23	1.75	44.45	1000	200
SC-748	.906	23.00	.75	19.05	2500	500
SC-1202	.906	23.83	.88	22.35	2500	500
SC-15/16	.938	23.81	1.00	25.40	2500	500
SC-15/16-23	.940	23.88	1.45	36.83	3000	600
SC-1784	1.000	25.40	.50	12.70	3500	700
SC-2003	1.000	25.40	.50	12.70	3500	700
SC-1364	1.000	25.40	.62	15.75	2000	400
SC-138	1.000	25.40	.75	19.05	2500	500
SC-1	1.000	25.40	1.00	25.40	2500	500
SC-138-L	1.000	25.40	1.75	44.45	1000	200
SC-1-1/16	1.063	26.99	1.00	25.40	2500	500
SC-224	1.125	28.58	.88	22.35	1500	300

Sleeve Caps for Tube Ends (cont.) SC Series

Caplugs No.	Dimensions				Packaging	
	A - Press Fit on O.D.		B		Carton Quantity	Mini Pak Quantity
	In	mm	In	mm		
SC-1-1/8	1.125	28.58	1.00	25.40	2500	500
SC-1-1/8-21	1.125	28.58	1.31	33.27	2000	400
SC-1-3/16	1.188	30.16	1.00	25.40	2500	500
SC-289-S	1.250	31.75	.50	12.70	2000	400
SC-1831	1.250	31.75	.87	22.10	1000	200
SC-1-1/4	1.250	31.75	1.00	25.40	2000	400
SC-289-M	1.250	31.75	1.50	38.10	700	140
SC-289-L	1.250	31.75	1.75	44.45	500	100
SC-1-5/16-12	1.313	33.34	.75	19.05	3000	600
SC-1-5/16	1.313	33.34	1.00	25.40	1000	200
SC-760	1.375	35.00	.62	15.75	1000	200
SC-1-3/8	1.375	34.92	1.00	25.40	1000	200
SC-428	1.375	35.00	1.50	38.10	500	100
SC-428-2	1.375	35.00	1.59	40.39	500	100
SC-1-1/2	1.500	38.10	1.00	25.40	1000	200
SC-290-L	1.500	38.10	1.75	44.45	500	100
SC-1975	1.500	38.10	.87	22.10	1000	200
SC-1-5/8	1.625	41.28	1.00	25.40	1000	200
SC-291-L	1.625	41.28	1.25	31.75	500	100
SC-291-2	1.719	43.65	1.00	25.40	500	100
SC-1008	1.750	44.45	.88	22.35	500	100
SC-1-3/4	1.750	44.45	1.00	25.40	1000	200
SC-291-3	1.844	46.84	1.21	30.73	500	100
SC-1-7/8	1.875	47.63	1.00	25.40	1000	200
SC-1-29/32	1.906	48.41	1.00	25.40	1000	200
SC-2	2.000	50.80	.88	22.35	1000	200
SC-226	2.000	50.80	1.00	25.40	1000	200
SC-226-L	2.000	50.80	1.53	38.86	250	50
SC-1025	2.125	53.98	.50	12.70	1000	200
SC-2-1/8	2.125	53.98	1.00	25.40	500	100
SC-2-1/4	2.250	57.15	.88	22.35	500	100
SC-1365	2.250	57.15	1.00	25.40	300	60
SC-2-3/8	2.375	60.33	.88	22.35	500	100
SC-2-1/2	2.500	63.50	.88	22.35	500	100
SC-2-9/16	2.563	65.10	1.00	25.40	500	100
SC-372	2.609	66.27	1.00	25.40	1000	200
SC-2-5/8	2.625	66.68	1.00	25.40	500	100
SC-2-3/4	2.750	69.85	1.00	25.40	500	100
SC-3	3.000	76.20	1.00	25.40	450	90
SC-3-1/16	3.062	77.77	2.00	50.80	200	40
SC-3-1/8	3.125	79.38	1.38	35.05	250	50
SC-1528	3.250	82.55	1.00	25.40	800	160
SC-3-5/16	3.313	84.14	1.00	25.40	400	100
SC-1563	3.438	87.31	1.00	25.40	700	140
SC-1521	3.500	88.90	1.00	25.40	600	120
SC-3-1/2	3.500	88.90	1.38	35.05	250	50
SC-2215	3.531	89.69	2.00	50.80	300	60
SC-3-5/8	3.625	92.08	1.38	35.05	250	50
SC-3-3/4	3.750	95.25	1.38	35.05	200	40
SC-4	4.000	101.60	1.38	35.05	250	50
SC-1540	4.000	101.60	1.13	28.70	500	100
SC-4-1/8	4.125	104.78	1.50	38.10	120	24
SC-4-1/2	4.500	114.30	1.44	36.58	100	20
SC-1400	4.813	122.25	.64	16.26	500	100
SC-1363	4.875	123.83	.92	23.37	350	70
SC-5-1/8	5.125	130.18	1.63	41.40	100	20
SC-5-1/4	5.250	133.36	1.80	45.72	50	n/a
SC-324-3	8.000	203.20	2.30	58.42	40	8

PZC Series

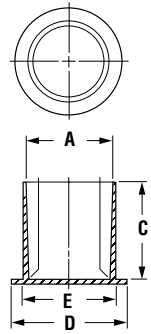


Sleeve Caps for Tube Ends

PZC Series sleeve caps for tube ends are designed to protect unified threads, but can also be used on both threaded and non-threaded fittings. The cap also doubles as a plug.

- Flanged for easy installation and removal

Material: Low-Density Polyethylene **Color:** Orange



RC Series

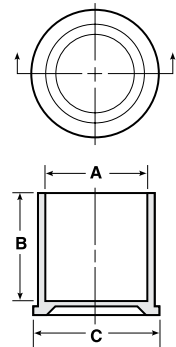


Caps for Threaded Connectors

RC Series caps for threaded connectors originated for the automotive and air conditioning industries, but are now suitable for a multitude of applications. The caps can be installed to fit threaded or smooth cylindrical surfaces.

- Straight cap

Material: Low-Density Polyethylene **Color:** Red



Sleeve Caps for Tube Ends **PZC Series**

† Has four external vertical ribs.

Caplugs No.	To Cap Thread Size	Dimensions								Packaging	
		A		C		D		E		Carton Quantity	Mini Pak Quantity
		In	mm	In	mm	In	mm	In	mm		
PZC-1	3/8	.360	9.14	.66	16.76	.53	13.49	.42	10.67	10000	2000
PZC-3 †	7/16	.430	10.92	.56	14.22	.62	15.88	.49	12.45	10000	2000
PZC-912	9/16	.551	14.00	.83	21.08	.75	19.05	.61	15.52	5000	1000
PZC-5-1	5/8	.605	15.37	.47	11.94	.81	20.65	.66	16.89	7500	1500
PZC-5 †	5/8	.605	15.37	.75	19.05	.81	20.65	.66	16.89	5000	1000
PZC-6	11/16	.627	15.93	.47	11.94	.94	23.88	-	-	5000	1000
PZC-71	-	.785	19.94	.58	14.73	1.00	25.40	.86	21.97	4000	800
PZC-7A †	-	.780	19.81	.72	18.29	1.00	25.40	.84	21.34	3500	700
PZC-8A	13/16	.795	20.19	.63	16.00	1.05	26.59	.85	21.72	2500	500
PZC-9	-	.780	19.81	.92	23.37	1.12	28.58	.84	21.34	2500	500
PZC-10 †	7/8	.845	21.46	.83	21.08	1.14	28.98	.90	22.99	2000	400

Caps for Threaded Connectors **RC Series**

† Has three internal ribs.

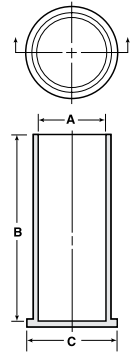
Caplugs No.	To Cap Thread Size	Dimensions						Packaging	
		A		B		C		Carton Quantity	Mini Pak Quantity
		In	mm	In	mm	In	mm		
RC-FT-2211 †	5/16	.31	8.00	.84	21.34	.51	12.95	10000	2000
RC-6	3/8	.37	9.50	.47	11.94	.60	15.24	5000	1000
RC-FT-2210 †	3/8	.37	9.58	.84	21.34	.58	14.73	7500	1500
RC-7	7/16	.42	10.74	.59	14.99	.57	14.48	5000	1000
RC-M12	12mm	.47	11.99	.47	11.94	.70	17.78	5000	1000
RC-8	1/2	.49	12.67	.55	13.97	.73	18.54	5000	1000
RC-FT-2097	M14	.53	13.59	.81	20.57	.69	17.53	5000	1000
RC-9	9/16	.56	14.25	.48	12.19	.79	20.07	5000	1000
RC-10	5/8	.61	15.49	.84	21.34	.76	19.30	5000	1000
RC-FT-220	5/8	.61	15.52	.88	22.35	.75	19.05	5000	1000
RC-11	11/16	.66	16.97	.84	21.34	.83	21.08	5000	1000
RC-11-7	11/16	.67	17.12	.47	11.94	.92	23.37	5000	1000
RC-11A	-	.67	17.22	.88	22.35	.84	21.34	4500	900
RC-M18	18mm	.69	17.75	1.00	25.40	.93	23.62	3000	600
RC-12	3/4	.73	18.67	.88	22.35	.90	22.86	5000	1000
RC-12-10	3/4	.73	18.75	.65	16.51	.98	24.89	5000	1000
RC-13	13/16	.81	20.60	.56	14.22	1.04	26.42	5000	1000
RC-14	7/8	.86	21.84	.84	21.34	1.02	25.91	5000	1000
RC-14-12	7/8	.86	21.84	.75	19.05	1.11	28.19	4000	800
RC-FT-201	7/8	.86	22.00	.88	22.35	1.03	26.16	2500	500
RC-16	1	.99	25.35	.65	16.51	1.23	31.24	3000	600
RC-17	1-1/16	1.04	26.59	.89	22.61	1.21	30.73	2500	500
RC-FT-448-1	1-1/16	1.04	26.62	1.12	28.45	1.22	30.99	1000	200
RC-19	1-3/16	1.18	30.12	.77	19.56	1.42	36.07	2000	400
RC-21	1-5/16	1.31	33.30	.90	22.86	1.54	39.12	1000	200
RC-21-11	1-5/16	1.31	33.32	.66	16.76	1.53	38.86	2500	500
RC-23	1-7/16	1.43	36.47	.70	17.78	1.67	42.42	1000	200
RC-25	1 9/16	1.53	38.86	.48	12.19	1.71	43.43	3000	600
RC-26	1-5/8	1.63	41.45	.95	24.13	1.86	47.24	1000	200
RC-27	1-11/16	1.68	42.82	.70	17.78	1.92	48.77	1000	200
RC-30	1-7/8	1.88	47.83	1.08	27.43	2.12	53.85	800	160
RC-40	2-1/2	2.50	63.70	1.30	33.02	2.75	69.85	400	80
RC-56	3-1/2	3.50	88.90	1.34	34.04	4.09	103.89	250	50

RCL Series

Caps for Long-Threaded Connectors

RCL Series long-threaded connectors are ideal for protecting threaded or smooth cylindrical surfaces. The connectors were originally designed for use on hydraulic double-threaded bulkhead fittings, but are especially suitable where greater longitudinal protection is required.

Material: Low-Density Polyethylene **Color:** Red



ASC Series

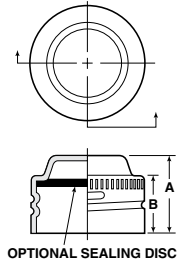
Threaded Aluminum Caps for Threaded Flared Fittings

ASC Series threaded aluminum caps for threaded flared fittings are designed with a nose-section that forms a low-pressure seal.

- Optional sealing discs (ASC-DN Series) for positive seal available in Neoprene, Butyl and Buna N Rubber

Material: 3003-0 Aluminum Alloy **Color:** Silver

Applicable Specs: NAS 835



† RCL-14-50 is HDPE material

Caps for Long-Threaded Connectors **RCL Series**

Caplugs No.	To Cap Thread Size	Dimensions						Packaging	
		A		B		C		Carton Quantity	Mini Pak Quantity
		In	mm	In	mm	In	mm		
RCL-2 (B-203-2)	5/16	.308	7.82	1.24	31.50	.46	11.68	5000	1000
RCL-3	3/8	.370	9.40	1.24	31.50	.52	13.21	5000	1000
RCL-4	7/16	.429	10.90	1.33	33.78	.58	14.73	5000	1000
RCL-5	1/2	.490	12.45	1.33	33.78	.64	16.26	5000	1000
RCL-6 (B-203-6)	9/16	.552	14.02	1.41	35.82	.70	17.78	5000	1000
RCL-8 (B-203-8)	3/4	.739	18.77	1.56	39.63	.88	22.35	2500	500
RCL-8L	3/4	.739	18.77	2.66	67.56	.88	22.35	2000	400
RCL-9	M-20 (.787)	.791	20.09	1.56	39.63	.91	23.11	2500	500
RCL-9L	-	.830	21.08	2.66	67.56	1.01	25.65	1000	200
RCL-10	7/8	.861	21.87	1.70	43.18	1.01	25.66	2500	500
RCL-10L	7/8	.861	21.87	2.66	67.56	1.01	25.66	1500	300
RCL-11	.995	.995	25.27	1.80	45.72	1.15	29.21	1500	300
RCL-12	1-1/16	1.049	26.64	1.89	48.01	1.19	30.23	1000	200
RCL-12L	1-1/16	1.049	26.64	3.00	76.20	1.19	30.23	900	180
RCL-14	1-1/8	1.135	28.83	2.12	53.85	1.25	31.75	1500	300
RCL-14-50 †	1-1/8	1.131	28.73	3.10	78.74	1.44	36.58	900	180
RCL-16	1-5/16	1.299	32.99	1.89	48.01	1.44	36.58	1000	200
RCL-18	-	1.459	37.06	2.24	56.90	1.61	40.89	500	100
RCL-20	1-5/8	1.611	40.92	1.92	48.77	1.76	44.71	500	100
RCL-22 (FL-160)	1-7/8	1.861	47.24	1.94	49.28	2.01	51.05	300	60

Threaded Aluminum Caps for Threaded Flared Fittings **ASC Series**

Caplugs No.	To Fit Tube Size	To Fit Thread Size	Dimensions				Packaging	
			A		B		Carton Quantity	Mini Pak Quantity
			In	mm	In	mm		
ASC-2	1/8	5/16 - 24	.42	10.67	.33	9.65	5000	1000
ASC-3	3/16	3/8 - 24	.43	10.92	.30	7.62	5000	1000
ASC-4	1/4	7/16 - 20	.54	13.72	.46	11.68	5000	1000
ASC-5	5/16	1/2 - 20	.52	13.21	.43	10.92	5000	1000
ASC-6	3/8	9/16 - 18	.54	13.72	.46	11.68	6000	1000
ASC-7	7/16	5/8 - 18	.61	15.49	.52	13.21	5000	1000
ASC-8	1/2	3/4 - 16	.64	16.26	.55	13.97	6000	1000
ASC-10	5/8	7/8 - 14	.74	18.80	.65	16.51	3700	500
ASC-12	3/4	1-1/16 - 12	.85	21.59	.76	19.30	2200	500
ASC-16	1	1-5/16 - 12	.86	21.84	.78	19.81	1400	200
ASC-20	1-1/4	1-5/8 - 12	.87	22.22	.71	18.25	950	190

CD Series



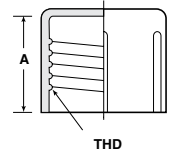
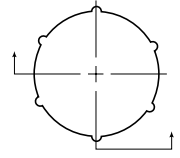
Threaded Plastic Caps for Flared JIC Fittings

CD Series threaded caps for flared JIC fittings protect against dirt, moisture and other contaminants. The cap can also be used as a mask during dipping, painting and plating.

- Knurled for ease of application

Material: Low-Density Polyethylene **Color:** Red

Applicable Specs: NAS 832



CD-M Series

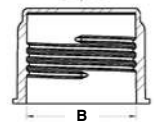
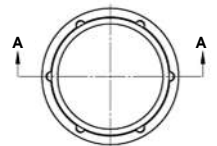


Threaded Plastic Caps for Metric Fittings

CD-M Series threaded caps for metric fittings protect against dirt, moisture and other contaminants. The cap can also be used as a mask during dipping, painting and plating.

- Knurled for ease of application

Material: Low-Density Polyethylene **Color:** Green



Threaded Plastic Caps for Flared JIC Fittings **CD Series**

Caplugs No.	Dimensions				No. of Knurls	Packaging	
	To Fit Nominal Tubing Size	To Fit Thread Sizw	A			Carton Quantity	Mini Pak Quantity
			In	mm			
CD-2	-	1/4 - 36	.22	5.55	4	5000	1000
CD-3	3/16	3/8 - 24	.47	11.94	4	5000	1000
CD-4	1/4	7/16 - 20	.47	11.94	4	5000	1000
CD-41	1/4	7/16 - 24	.30	7.62	4	5000	1000
CD-5	5/16	1/2 - 20	.47	11.94	6	5000	1000
CD-TC-40	5/16	1/2 - 20	.31	7.87	6	5000	1000
CD-TC-42	5/16	1/2 - 20	.88	22.35	6	5000	1000
CD-6	3/8	9/16 - 18	.53	13.46	6	5000	1000
CD-TC-6	3/8	5/8 - 18	.47	11.94	6	7500	1500
CD-6A	3/8	5/8 - 18	.53	13.46	6	5000	1000
CD-TC-63	3/8	5/8 - 18	.75	19.05	6	5000	1000
CD-67	-	5/8 - 24	.41	10.41	6	5000	1000
CD-8	1/2	3/4 - 16	.57	14.48	6	5000	1000
CD-TC-8-S	1/2	3/4 - 16	.50	12.70	6	5000	1000
CD-TC-8-R	1/2	3/4 - 16	.63	16.00	6	4500	900
CD-TC-82	-	3/4 - 18	.69	17.53	6	5000	1000
CD-TC-9	-	3/4 - 20	.50	12.70	6	5000	1000
CD-10	5/8	7/8 - 14	.68	17.27	6	5000	1000
CD-101	5/8	7/8 - 18	.44	11.18	6	5000	1000
CD-TC-111	5/8	7/8 - 18	.78	19.81	6	5000	1000
CD-TC-100	5/8	7/8 - 20	.72	18.29	6	4000	800
CD-11	-	1 - 14	.78	19.81	8	2500	500
CD-TC-120	-	1 - 20	.78	19.81	8	2000	400
CD-12	3/4	1-1/16 - 12	.75	19.05	8	2500	500
CD-TC-14	3/4	1-1/16 - 14	.75	19.05	8	1500	300
CD-TC-15	-	1-1/8 - 18	.47	11.94	8	2500	500
CD-14	7/8	1-3/16 - 12	.94	23.88	6	2500	500
CD-TC-17	-	1-1/4 - 18	.47	11.94	8	2000	400
CD-TC-18	-	1-5/16 - 12	.88	22.35	8	1000	200
CD-TC-19	-	1-3/8 - 18	.47	11.94	8	1500	300
CD-18	-	1-1/2 - 12	.75	19.05	8	1000	200
CD-TC-20	1-1/4	1-5/8 - 12	.91	23.11	8	750	150
CD-22	-	1-3/4 - 12	.94	23.88	8	1000	200
CD-TC-21	1-1/2	1-7/8 - 12	1.00	25.40	8	700	140
CD-400	-	3 - 12	1.16	29.47	12	250	50

Threaded Plastic Caps for Metric Fittings **CD-M Series**

Caplugs No.	Dimensions				Packaging		
	To Cap Metric Thread Size	A		B		Carton Quantity	Mini Pak Quantity
		In	mm	In	mm		
CD-M-12X1.5	M12 x 1.5	.55	13.97	.66	16.76	5000	1000
CD-M-14X1.5	M14 x 1.5	.55	13.97	.87	22.10	5000	1000
CD-M-16X1.5	M16 x 1.5	.59	14.99	.87	22.10	5000	1000
CD-M-18X1.5	M18 x 1.5	.60	15.24	.90	22.86	5000	1000
CD-M-20X1.5	M20 x 1.5	.60	15.24	.97	24.64	5000	1000
CD-M-22X1.5	M22 x 1.5	.60	15.24	1.05	26.67	5000	1000

DC Series

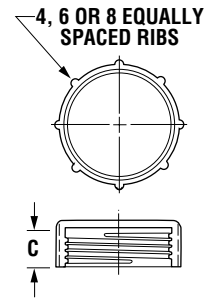



UN/UNS Caps

DC Series UN/UNS caps seal out contaminants while protecting threads. The rolled threads allow the cap to be pushed on or threaded on.

- Threads meet UN and UNS specifications

Material: High-Density Polyethylene **Color:** Blue



AN Series

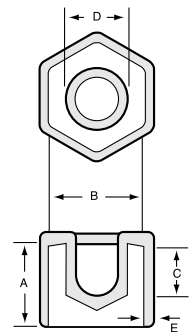


Vinyl Hex Caps for AN-Style Fittings

AN Series vinyl hex caps for AN-Style fittings are easily installed and removed without the use of tools.

- All common hydraulic nut sizes

Material: Vinyl **Color:** Yellow
Optional Colors: White, Black, Brown, Orange, Red, Green, Gray, Blue



FLEX 500 Several vinyl series are available in temperature-resistant Flex500®

MS Series

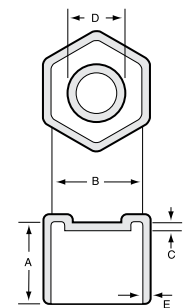


Vinyl Hex Caps for MS-Style Fittings

MS Series vinyl hex caps are available in all common hydraulic nut sizes and bright yellow for visibility purposes.

- Aerospace quality

Material: Vinyl **Color:** Yellow
Optional Colors: White, Black, Brown, Orange, Red, Green, Gray, Blue



FLEX 500 Several vinyl series are available in temperature-resistant Flex500®

UN/UNS Caps DC Series

Caplugs No.	Dimensions				Packaging	
	To Fit Tube Size	To Fit Thread Size	C		Carton Quantity	Mini Pak Quantity
			In	mm		
DC-3	3/16	3/8 - 28	.20	5.08	10000	2000
DC-4	1/4	7/16 - 24	.24	6.10	10000	2000
DC-5	5/16	1/2 - 24	.24	6.10	10000	2000
DC-6	3/8	9/16 - 20	.26	6.60	6500	1300
DC-8	1/2	23/32 - 20	.27	6.86	7500	1500
DC-10	5/8	27/32 - 18	.34	8.64	5000	1000
DC-12	3/4	1 - 16	.38	9.65	3500	700
DC-14	7/8	1-1/8 - 16	.40	10.16	3000	600
DC-16	1	1-1/4 - 14	.43	10.92	2000	400
DC-20	1-1/4	1-33/64 - 14	.43	10.92	1500	300
DC-21S	1-1/4	1-37/64 - 14	.43	10.92	1500	300
DC-22	1-1/4	1-9/16 - 12	.50	12.70	2000	400
DC-24	1-1/2	1-25/32 - 14	.50	12.70	1000	200
DC-25S	1-1/2	1-27/32 - 14	.50	12.70	1000	200

Vinyl Hex Cap for AN-Style Fittings AN Series

Caplugs No.	Dimensions										Packaging	
	A		B		C		D		E		Carton Quantity	Mini Pak Quantity
	In	mm	In	mm	In	mm	In	mm	In	mm		
AN-2	.550	13.97	.375	9.53	.250	6.35	.195	4.95	.055	1.40	5000	1000
AN-3	.625	15.88	.440	11.18	.370	9.40	.240	6.10	.060	1.52	5000	1000
AN-4	.645	16.38	.560	14.22	.435	11.05	.300	7.62	.060	1.52	5000	1000
AN-5	.690	17.53	.625	15.88	.475	12.07	.335	8.51	.060	1.52	5000	1000
AN-6	.725	18.42	.685	17.40	.500	12.70	.375	9.53	.065	1.65	2500	500
AN-8	.875	22.23	.875	22.23	.563	14.30	.490	12.45	.065	1.65	2500	500
AN-10	1.000	25.40	1.000	25.40	.700	17.78	.625	15.88	.065	1.65	1250	250
AN-12	1.000	25.40	1.250	31.75	.700	17.78	.750	19.05	.065	1.65	500	100
AN-14	1.100	27.94	1.375	34.93	.700	17.78	.860	21.84	.065	1.65	1000	200
AN-16	1.100	27.94	1.500	38.10	.750	19.05	.980	24.89	.065	1.65	1000	200
AN-20	1.250	31.75	1.815	46.10	.950	24.13	1.195	30.35	.065	1.65	500	100
AN-24	1.500	38.10	2.250	57.15	-	-	-	-	.075	1.91	400	80
AN-28	1.500	38.10	2.625	66.68	-	-	-	-	.075	1.91	200	40

Vinyl Hex Caps for MS-Style Fittings MS Series

Caplugs No.	Dimensions										Packaging	
	A		B		C		D		E		Carton Quantity	Mini Pak Quantity
	In	mm	In	mm	In	mm	In	mm	In	mm		
MS-2	.550	13.97	.375	9.53	.100	2.54	.190	4.83	.055	1.40	5000	1000
MS-3	.625	15.88	.440	11.18	.100	2.54	.245	6.22	.060	1.52	5000	1000
MS-4	.725	18.42	.560	14.22	.100	2.54	.250	6.35	.060	1.52	5000	1000
MS-6	.800	20.32	.685	17.40	.100	2.54	.375	9.53	.060	1.52	5000	1000
MS-8	.825	20.96	.870	22.10	.110	2.79	.500	12.70	.065	1.60	1000	200
MS-10	1.000	25.40	.995	25.27	.190	4.83	.635	16.13	.065	1.65	1000	200
MS-11	1.000	25.40	1.125	28.58	-	-	-	-	.065	1.65	1250	500
MS-12	1.020	25.91	1.250	31.75	.190	4.83	.795	20.19	.065	1.65	500	100
MS-14	1.050	26.67	1.375	34.93	.125	3.18	.860	21.84	.065	1.65	1000	200
MS-16	1.180	29.97	1.500	38.10	.125	3.18	1.000	25.40	.065	1.65	1000	200
MS-20	1.250	31.75	1.815	46.10	.125	3.18	1.225	31.12	.065	1.65	500	100
MS-24	1.500	38.10	2.250	57.15	-	-	-	-	.075	1.91	400	80
MS-28	1.500	38.10	2.625	66.68	-	-	-	-	.075	1.91	200	40

EZ Series

Flexible Vinyl Caps with Pull-Tabs for Easy Removal



EZ Series flexible vinyl caps with pull-tabs for easy removal provide protection against dirt, moisture and impact damage. The caps feature an extra-long tab centered at the top of the closure that allows the cap to be finger-removed easily, eliminating the use of tools that could damage threads or part surfaces.

- Flexible vinyl enables a snug fit

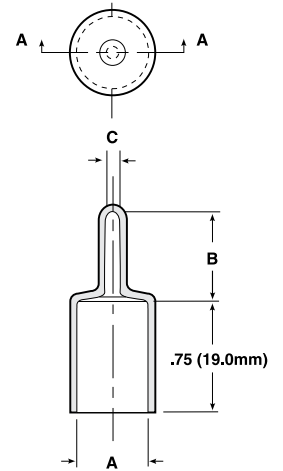
Material: Vinyl **Color:** Black and Red

Optional Colors: White, Brown, Orange, Gray, Blue, Yellow, Green

Note: For high temperature applications see our HEZ series caps.



Several vinyl series are available in temperature-resistant Flex500®



† Mini and Micro Paks available in standard color.
‡ Minimum order for Micro Paks is 2.

Flexible Vinyl Caps with Pull-Tabs for Easy Removal **EZ Series**

Caplugs No.	Dimensions						Packaging		
	A		B		C		Carton Quantity	Mini Pak † Quantity	Micro Pak ‡ Quantity
	In	mm	In	mm	In	mm			
EZ-187-12	.187	4.74	.500	12.70	.093	2.36	5000	1000	n/a
EZ-215-12	.215	5.46	.500	12.70	.093	2.36	5000	1000	n/a
EZ-240-12	.240	6.09	.625	15.87	.125	3.17	4000	800	50
EZ-303-12	.303	7.69	.625	15.87	.125	3.17	4000	800	50
EZ-312-12	.312	7.92	.750	19.05	.122	3.10	4000	800	n/a
EZ-360-12	.360	9.14	.750	19.05	.135	3.43	7000	1400	n/a
EZ-365-12	.365	9.27	.625	15.87	.125	3.17	3500	700	50
EZ-386-12	.386	9.80	.625	15.87	.125	3.17	4000	800	n/a
EZ-406-12	.406	10.31	.625	15.87	.125	3.17	4000	800	n/a
EZ-427-12	.427	10.84	.625	15.87	.125	3.17	3000	600	n/a
EZ-460-12	.460	11.68	.500	12.70	.100	2.54	3000	600	n/a
EZ-490-12	.490	12.44	.687	17.44	.125	3.17	2500	500	50
EZ-521-12	.521	13.23	.625	15.87	.125	3.17	2500	500	n/a
EZ-552-12	.552	14.02	.687	17.44	.125	3.17	2500	500	50
EZ-600-12	.600	15.24	.812	20.62	.187	4.75	2000	400	n/a
EZ-615-12	.615	15.62	.687	17.44	.125	3.17	2000	400	50
EZ-655-12	.655	16.63	.875	22.22	.187	4.75	2000	400	n/a
EZ-670-12	.670	17.02	.800	20.32	.190	4.83	2000	400	n/a
EZ-677-12	.677	17.19	.812	20.62	.187	4.75	2000	400	n/a
EZ-695-12	.695	17.65	.812	20.62	.187	4.75	1500	300	n/a
EZ-735-12	.735	18.66	.812	20.62	.187	4.74	1500	300	25
EZ-760-12	.760	19.30	.800	20.32	.190	4.83	2000	400	n/a
EZ-797-12	.797	20.24	.812	20.62	.187	4.75	1500	300	n/a
EZ-835-12	.835	21.20	.843	21.41	.187	4.74	1500	300	n/a
EZ-860-12	.860	21.84	.843	21.41	.187	4.74	1500	300	25
EZ-922-12	.922	23.41	.875	22.22	.187	4.74	1000	200	n/a
EZ-985-12	.985	25.01	.875	22.22	.187	4.74	1250	250	25
EZ-1048-12	1.048	27.53	1.000	25.40	.187	4.74	1000	200	n/a
EZ-1110-12	1.110	28.19	1.125	28.58	.187	4.74	1000	200	n/a
EZ-1175-12	1.175	29.85	.750	19.05	.325	8.26	1000	200	n/a
EZ-1230-12	1.230	31.24	1.125	28.58	.187	4.74	900	180	n/a
EZ-1355-12	1.355	34.41	1.125	28.58	.250	6.35	800	160	n/a
EZ-1480-12	1.480	37.59	1.000	25.40	.250	6.35	800	160	n/a

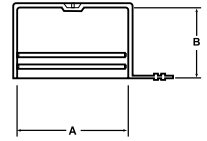
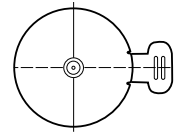
TUV Series

Flexible Tear-Tab Caps

TUV Series flexible tear-tab caps are highly durable caps that allow for a snug fit on a range of different-sized and odd-shaped fittings. The flexibility allows the caps to be pushed on, while the tear-tab design ensures ease of removal regardless of how tight fitting the cap is.

- Heat resistant up to 350° F
- Ideal for some finishing processes

Material: Vinyl **Color:** Red




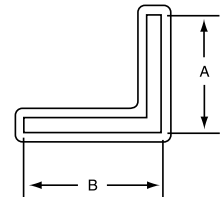
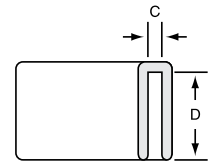
VAC Series

Vinyl Angle Caps

VAC Series vinyl angle caps are designed to protect angle iron. Caps are available in a variety of sizes to protect the corners of metal frames, reducing the risk of injury from sharp metal edges.

Material: Vinyl **Color:** Black
Optional Colors: White, Green, Brown, Orange, Red, Gray, Blue, Yellow

Note: VAC Series is available in lengths up to 2"



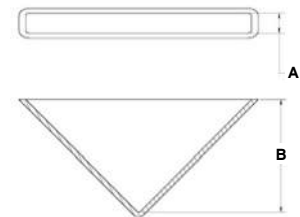
FLEX 500 Several vinyl series are available in temperature-resistant Flex500®

WCC Series

Vinyl Corner Caps

WCC Series vinyl corner caps are designed to protect the corner edges of plate glass sheet metal. The durable vinyl material allows for seamless installation. The parts are color coded by size for easy recognition. The wall thickness is .060" for all sizes.

Material: Vinyl **Color:** Color coded by size



FLEX 500 Several vinyl series are available in temperature-resistant Flex500®

Flexible Tear-Tab Caps **TUV Series**

Caplugs No.	Dimensions						Packaging	
	To Fit Thread Size	SAE/JIC Fitting Size	A		B		Carton Quantity	Mini Pak Quantity
			In	mm	In	mm		
TUV-3	3/8	3	.367	9.32	.44	11.18	7500	1500
TUV-4	7/16	4	.428	10.87	.46	11.68	5000	1000
TUV-5	1/2	5	.492	12.50	.46	11.68	5000	1000
TUV-6	9/16	6	.554	14.07	.48	12.19	3500	700
TUV-6X	5/8	n/a	.616	15.65	.48	12.19	3500	700
TUV-7	11/16	7	.678	17.22	.48	12.19	2500	500
TUV-8	3/4	8	.741	18.82	.56	14.22	4000	800
TUV-9	13/16	9	.803	20.40	.56	14.22	2500	500
TUV-10	7/8	10	.865	21.97	.65	16.51	2500	500
TUV-11	1	11	.990	25.15	.65	16.51	3000	600
TUV-12	1-1/16	12	1.053	26.75	.75	19.05	2500	500
TUV-13	1-3/16	13	1.178	29.92	.75	19.05	2000	400

Vinyl Angle Caps **VAC Series**

Caplugs No.	Dimensions								Packaging	
	A		B		C		D		Carton Quantity	Mini Pak Quantity
	In	mm	In	mm	In	mm	In	mm		
VAC-750x750-8	.750	19.05	.750	19.05	.125	3.17	.500	12.70	3000	600
VAC-1000x1000-8	1.000	25.40	1.000	25.40	.125	3.17	.500	12.70	1500	300
VAC-1125x1875-8	1.125	28.57	1.875	47.62	.125	3.17	.500	12.70	900	180
VAC-1250x1250-8	1.250	31.75	1.250	31.75	.125	3.17	.500	12.70	1000	200
VAC-1500x1500-8	1.500	38.10	1.500	38.10	.125	3.17	.500	12.70	900	180
VAC-1875x1125-8	1.875	47.63	1.125	28.58	.125	3.17	.500	12.70	900	180
VAC-2000x2000-8	2.000	50.80	2.000	50.80	.125	3.17	.500	12.70	600	120

Vinyl Corner Caps **WCC Series**

Caplugs No.	Fits Plate Thickness/Color	Dimensions				Packaging	
		A		B		Carton Quantity	Mini Pak Quantity
		In	mm	In	mm		
WCC-0187	3/16 - Green	.187	4.75	1.50	38.10	1000	200
WCC-0250	1/4 - Black	.250	6.35	2.00	50.80	1000	200
WCC-0375	3/8 - Red	.375	9.53	2.50	63.50	750	150
WCC-0500	1/2 - Yellow	.500	12.70	2.50	63.50	750	150
WCC-0750	3/4 - Blue	.750	19.05	2.50	63.50	500	100

VC Series

Vinyl Caps

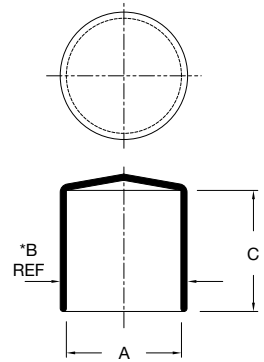
VC Series vinyl caps are flexible and durable protective closures that are ideal for use as thread protectors, dust and moisture seals, pipe and stud end color coding, and for masking during painting or plating operations.

- Wide range of sizes
- Easy to use
- Vast color range available

Material: Vinyl **Color:** Black
Optional Colors: White, Brown, Orange, Green, Gray, Blue, Red, Yellow

Note:

- VC-054 is available in lengths up to .750"
- VC-062 is available in lengths up to 1.25"
- VC-080 through VC-125 are available in lengths up to 1.5"
- VC-140 through VC-250 are available in lengths up to 2"
- VC-281 through VC-24000 may be available in lengths up to 8"
- Lengths are available in 1/16" (1.6mm) increments
 Length tolerance is $\pm 1/16"$ (1.6mm)
 Each 1/16" = 1 (i.e. 5 = 5/16")



Note: "B" dimension provided for reference only. Measured approximately 1/4" from open end of part



Several vinyl series are available in temperature-resistant Flex500®

Caplugs No.	Dimensions						Packaging		
	A		*B REF		C		Carton Quantity	Mini Pak † Quantity	Micro Pak ‡ Quantity
	In	mm	In	mm	In	mm			
VC-054-10	.054	1.37	.09	2.29	.625	15.88	5000	1000	n/a
VC-062-10	.062	1.57	.12	3.05	.625	15.88	5000	1000	100
VC-072-10	.072	1.83	.13	3.35	.625	15.88	5000	1000	n/a
VC-080-10	.080	2.03	.14	3.56	.625	15.88	5000	1000	100
VC-093-12	.093	2.36	.15	3.81	.750	19.05	5000	1000	100
VC-109-12	.109	2.77	.18	4.57	.750	19.05	5000	1000	100
VC-125-8	.125	3.18	.20	5.08	.500	12.70	5000	1000	n/a
VC-125-16	.125	3.18	.20	5.08	1.000	25.40	5000	1000	100
VC-140-8	.140	3.56	.21	5.33	.500	12.70	5000	1000	n/a
VC-140-16	.140	3.56	.21	5.33	1.000	25.40	5000	1000	100
VC-148-8	.148	3.76	.24	6.30	.500	12.70	5000	1000	n/a
VC-148-16	.148	3.76	.24	6.30	1.000	25.40	5000	1000	n/a
VC-156-8	.156	3.96	.24	6.10	.500	12.70	5000	1000	n/a
VC-156-16	.156	3.96	.24	6.10	1.000	25.40	5000	1000	100
VC-161-8	.161	4.09	.24	6.12	.500	12.70	5000	1000	n/a
VC-161-16	.161	4.09	.24	6.12	1.000	25.40	5000	1000	n/a
VC-172-8	.172	4.37	.25	6.35	.500	12.70	5000	1000	n/a
VC-172-16	.172	4.37	.25	6.35	1.000	25.40	5000	1000	100
VC-180-8	.180	4.57	.26	6.60	.500	12.70	5000	1000	n/a
VC-180-16	.180	4.57	.26	6.60	1.000	25.40	5000	1000	n/a
VC-187-8	.187	4.75	.27	6.86	.500	12.70	5000	1000	n/a
VC-187-16	.187	4.75	.27	6.86	1.000	25.40	5000	1000	100
VC-187-24	.187	4.75	.27	6.86	1.500	38.10	4000	800	n/a
VC-203-8	.203	5.16	.29	7.37	.500	12.70	5000	1000	n/a
VC-203-16	.203	5.16	.29	7.37	1.000	25.40	5000	1000	100
VC-218-8	.218	5.54	.31	7.87	.500	12.70	5000	1000	n/a
VC-218-16	.218	5.54	.31	7.87	1.000	25.40	5000	1000	100
VC-224-8	.224	5.69	.31	7.87	.500	12.70	5000	1000	n/a
VC-224-16	.224	5.69	.31	7.87	1.000	25.40	5000	1000	n/a
VC-234-8	.234	5.94	.32	8.13	.500	12.70	5000	1000	n/a
VC-234-16	.234	5.94	.32	8.13	1.000	25.40	5000	1000	100
VC-240-8	.240	6.09	.33	8.38	.500	12.70	5000	1000	n/a
VC-240-16	.240	6.09	.33	8.38	1.000	25.40	5000	1000	n/a
VC-250-8	.250	6.35	.35	8.89	.500	12.70	5000	1000	n/a
VC-250-16	.250	6.35	.35	8.89	1.000	25.40	5000	1000	100
VC-270-10	.270	6.86	.37	9.39	.625	15.87	5000	1000	n/a
VC-281-8	.281	7.14	.38	9.65	.500	12.70	5000	1000	n/a

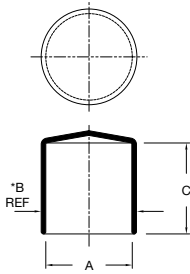
† Mini and Micro Paks available in standard color.

‡ Minimum order for Micro Paks is 2.

Vinyl Caps (cont.) VC Series

Caplugs No.	Dimensions						Packaging		
	A		*B REF		C		Carton Quantity	Mini Pak † Quantity	Micro Pak ‡ Quantity
	In	mm	In	mm	In	mm			
VC-281-16	.281	7.14	.38	9.65	1.000	25.40	5000	1000	100
VC-290-8	.290	7.37	.40	10.16	.500	12.70	5000	1000	n/a
VC-290-16	.290	7.37	.40	10.16	1.000	25.40	5000	1000	n/a
VC-304-8	.304	7.72	.41	10.41	.500	12.70	5000	1000	n/a
VC-304-16	.304	7.72	.41	10.41	1.000	25.40	4000	800	n/a
VC-312-8	.312	7.93	.42	10.67	.500	12.70	5000	1000	n/a
VC-312-16	.312	7.93	.42	10.67	1.000	25.40	5000	1000	100
VC-312-24	.312	7.93	.43	10.92	1.500	38.10	2500	500	n/a
VC-343-8	.343	8.71	.45	11.43	.500	12.70	5000	1000	n/a
VC-343-16	.343	8.71	.45	11.43	1.000	25.40	2500	500	50
VC-375-8	.375	9.53	.50	12.70	.500	12.70	5000	1000	n/a
VC-375-16	.375	9.53	.50	12.70	1.000	25.40	2500	500	50
VC-406-8	.406	10.31	.53	13.46	.500	12.70	5000	1000	n/a
VC-406-16	.406	10.31	.53	13.46	1.000	25.40	2500	500	50
VC-437-8	.437	11.10	.56	14.22	.500	12.70	5000	1000	n/a
VC-437-16	.437	11.10	.56	14.22	1.000	25.40	2500	500	50
VC-460-8	.460	11.68	.58	14.73	.500	12.70	5000	1000	n/a
VC-460-16	.460	11.68	.58	14.73	1.000	25.40	2500	500	n/a
VC-467-8	.467	11.86	.58	14.73	.500	12.70	5000	1000	n/a
VC-467-16	.467	11.86	.58	14.73	1.000	25.40	2500	500	n/a
VC-490-8	.490	12.45	.61	15.49	.500	12.70	5000	1000	n/a
VC-490-16	.490	12.45	.61	15.49	1.000	25.40	3000	600	n/a
VC-500-8	.500	12.70	.62	15.75	.500	12.70	5000	1000	n/a
VC-500-16	.500	12.70	.62	15.75	1.000	25.40	2500	500	50
VC-531-8	.531	13.49	.65	16.51	.500	12.70	5000	1000	n/a
VC-531-16	.531	13.49	.65	16.51	1.000	25.40	2500	500	n/a
VC-562-8	.562	14.28	.69	17.53	.500	12.70	2500	500	n/a
VC-562-16	.562	14.28	.69	17.53	1.000	25.40	2500	500	n/a
VC-600-8	.600	15.24	.73	18.54	.500	12.70	3000	600	n/a
VC-600-16	.600	15.24	.73	18.54	1.000	25.40	2000	400	n/a
VC-625-8	.625	15.88	.76	19.30	.500	12.70	2500	500	n/a
VC-625-16	.625	15.88	.76	19.30	1.000	25.40	2500	500	50
VC-625-24	.625	15.88	.77	19.56	1.500	38.10	2000	400	n/a
VC-640-8	.640	16.26	.77	19.56	.500	12.70	4000	800	n/a
VC-640-16	.640	16.26	.77	19.56	1.000	25.40	2000	400	n/a
VC-665-8	.665	16.89	.80	20.32	.500	12.70	4000	800	n/a
VC-665-16	.665	16.89	.80	20.32	1.000	25.40	2000	400	n/a
VC-687-8	.687	17.45	.81	20.57	.500	12.70	2500	500	n/a
VC-687-16	.687	17.45	.81	20.57	1.000	25.40	1000	200	n/a
VC-690-8	.690	17.53	.82	20.83	.500	12.70	2500	500	n/a
VC-690-16	.690	17.53	.82	20.83	1.000	25.40	1000	200	n/a
VC-725-8	.725	18.42	.86	21.84	.500	12.70	2500	500	n/a
VC-725-16	.725	18.42	.86	21.84	1.000	25.40	1000	200	n/a
VC-750-8	.750	19.05	.88	22.35	.500	12.70	2500	500	n/a
VC-750-16	.750	19.05	.88	22.35	1.000	25.40	1000	200	25
VC-812-8	.812	20.63	.94	23.88	.500	12.70	2500	500	n/a
VC-812-16	.812	20.63	.94	23.88	1.000	25.40	1000	200	n/a
VC-812-24	.812	20.63	.95	24.13	1.500	38.10	1000	200	n/a
VC-825-8	.825	20.95	.96	24.50	.500	12.70	2500	500	n/a
VC-825-16	.825	20.95	.96	24.50	1.000	25.40	1000	200	n/a
VC-843-8	.843	21.41	.98	24.89	.500	12.70	2500	500	n/a
VC-843-16	.843	21.41	.98	24.89	1.000	25.40	1000	200	n/a
VC-870-8	.870	22.10	1.01	25.65	.500	12.70	1000	200	n/a
VC-870-16	.870	22.10	1.01	25.65	1.000	25.40	1000	200	n/a
VC-875-8	.875	22.23	1.02	25.91	.500	12.70	2500	500	n/a
VC-875-16	.875	22.23	1.02	25.91	1.000	25.40	1000	200	25
VC-875-24	.875	22.23	1.02	25.91	1.500	38.10	1000	200	n/a
VC-937-8	.937	23.80	1.08	27.43	.500	12.70	2500	500	n/a

VC Series Vinyl Caps (cont.)



Note: "B" dimension provided for reference only.
Measured approximately 1/4" from open end of part.

† Mini and Micro Paks available in standard color.
‡ Minimum order for Micro Paks is 2.

Caplugs No.	Dimensions						Packaging		
	A		*B REF		C		Carton Quantity	Mini Pak † Quantity	Micro Pak ‡ Quantity
	In	mm	In	mm	In	mm			
VC-937-16	.937	23.80	1.08	27.43	1.000	25.40	1000	200	n/a
VC-985-8	.985	25.02	1.13	28.70	.500	12.70	2000	400	n/a
VC-985-16	.985	25.02	1.13	28.70	1.000	25.40	1000	200	n/a
VC-1000-8	1.000	25.40	1.14	28.96	.500	12.70	1000	200	n/a
VC-1000-16	1.000	25.40	1.14	28.96	1.000	25.40	1000	200	25
VC-1000-24	1.000	25.40	1.14	28.96	1.500	38.10	1000	200	n/a
VC-1062-16	1.062	26.97	1.20	30.48	1.000	25.40	1200	240	n/a
VC-1090-16	1.090	27.69	1.22	30.99	1.000	25.40	1200	240	n/a
VC-1125-16	1.125	28.57	1.27	32.26	1.000	25.40	1200	240	n/a
VC-1187-16	1.187	30.14	1.33	33.78	1.000	25.40	1000	200	n/a
VC-1250-16	1.250	31.75	1.39	35.31	1.000	25.40	1000	200	25
VC-1250-24	1.250	31.75	1.39	35.31	1.500	38.10	500	100	n/a
VC-1312-16	1.312	33.32	1.45	36.83	1.000	25.40	800	160	n/a
VC-1312-24	1.312	33.32	1.45	36.83	1.500	38.10	600	120	n/a
VC-1375-16	1.375	34.92	1.52	38.61	1.000	25.40	800	160	n/a
VC-1375-24	1.375	34.92	1.52	38.61	1.500	38.10	400	80	n/a
VC-1437-16	1.437	36.50	1.58	40.06	1.000	25.40	750	150	n/a
VC-1500-16	1.500	38.10	1.64	41.66	1.000	25.40	750	150	25
VC-1500-24	1.500	38.10	1.64	41.66	1.500	38.10	300	60	n/a
VC-1593-16	1.593	40.46	1.72	43.76	1.000	25.40	750	150	n/a
VC-1625-16	1.625	41.27	1.77	44.96	1.000	25.40	750	150	n/a
VC-1687-16	1.687	42.84	1.83	46.48	1.000	25.40	700	140	n/a
VC-1750-16	1.750	44.45	1.89	48.01	1.000	25.40	700	140	n/a
VC-1812-16	1.812	46.02	1.95	49.58	1.000	25.40	1000	200	n/a
VC-1875-16	1.875	47.62	2.02	51.31	1.000	25.40	600	120	n/a
VC-1937-16	1.937	49.20	2.07	52.76	1.000	25.40	600	120	n/a
VC-2000-16	2.000	50.80	2.14	54.36	1.000	25.40	600	120	20
VC-2000-24	2.000	50.80	2.14	54.36	1.500	38.10	300	60	n/a
VC-2125-16	2.125	53.98	2.27	57.79	1.000	25.40	500	100	n/a
VC-2156-16	2.156	54.76	2.30	58.57	1.000	25.40	500	100	n/a
VC-2250-16	2.250	57.15	2.40	60.96	1.000	25.40	500	100	n/a
VC-2250-24	2.250	57.15	2.40	60.96	1.500	38.10	300	60	n/a
VC-2375-16	2.375	60.33	2.52	64.14	1.000	25.40	400	80	n/a
VC-2375-24	2.375	60.33	2.52	64.14	1.500	38.10	300	60	n/a
VC-2460-16	2.460	62.48	2.61	66.29	1.000	25.40	400	80	n/a
VC-2500-16	2.500	63.50	2.65	67.31	1.000	25.40	400	80	n/a
VC-2500-24	2.500	63.50	2.65	67.31	1.500	38.10	250	50	n/a
VC-2625-16	2.625	66.67	2.77	70.49	1.000	25.40	400	80	n/a
VC-2625-24	2.625	66.67	2.77	70.49	1.500	38.10	200	40	n/a
VC-2687-16	2.687	68.25	2.84	72.31	1.000	25.40	400	80	n/a
VC-2750-16	2.750	69.85	2.91	73.91	1.000	25.40	300	60	n/a
VC-2750-24	2.750	69.85	2.91	73.91	1.500	38.10	200	40	n/a
VC-2875-16	2.875	73.03	3.03	77.09	1.000	25.40	250	50	n/a
VC-3000-16	3.000	76.20	3.16	80.26	1.000	25.40	250	50	n/a
VC-3000-24	3.000	76.20	3.16	80.26	1.500	38.10	250	50	n/a
VC-3125-16	3.125	79.37	3.28	83.44	1.000	25.40	250	n/a	n/a
VC-3125-24	3.125	79.37	3.28	83.44	1.500	38.10	300	n/a	n/a

† Mini and Micro Paks available in standard color.
‡ Minimum order for Micro Paks is 2.

Vinyl Caps (cont.) VC Series

Caplugs No.	Dimensions						Packaging		
	A		*B REF		C		Carton Quantity	Mini Pak † Quantity	Micro Pak ‡ Quantity
	In	mm	In	mm	In	mm			
VC-3250-18	3.250	82.55	3.41	86.61	1.125	28.58	200	n/a	n/a
VC-3375-18	3.375	85.73	3.53	89.79	1.125	28.58	250	n/a	n/a
VC-3500-18	3.500	88.90	3.66	92.96	1.125	28.58	225	n/a	n/a
VC-3500-24	3.500	88.90	3.66	92.96	1.500	38.10	200	n/a	n/a
VC-3625-18	3.625	92.08	3.78	96.14	1.125	28.58	200	n/a	n/a
VC-3750-18	3.750	92.25	3.91	99.31	1.125	28.58	200	n/a	n/a
VC-3875-18	3.875	98.43	4.03	102.49	1.125	28.58	200	n/a	n/a
VC-4000-20	4.000	101.60	4.16	105.66	1.250	31.75	100	n/a	n/a
VC-4125-20	4.125	104.78	4.28	108.84	1.250	31.75	150	n/a	n/a
VC-4187-20	4.187	106.35	4.34	110.41	1.250	31.75	100	n/a	n/a
VC-4250-20	4.250	107.95	4.41	112.01	1.250	31.75	150	n/a	n/a
VC-4375-20	4.375	111.13	4.53	115.19	1.250	31.75	150	n/a	n/a
VC-4500-20	4.500	114.30	4.66	118.36	1.250	31.75	150	n/a	n/a
VC-4750-20	4.750	120.65	4.91	124.71	1.250	31.75	100	n/a	n/a
VC-5000-22	5.000	127.00	5.18	131.57	1.375	34.93	125	n/a	n/a
VC-5187-22	5.187	131.75	5.36	136.32	1.375	34.93	125	n/a	n/a
VC-5375-22	5.375	136.53	5.55	141.10	1.375	34.93	100	n/a	n/a
VC-5500-22	5.500	139.70	5.68	144.27	1.375	34.93	100	n/a	n/a
VC-5750-22	5.750	146.05	5.93	150.62	1.375	34.93	50	n/a	n/a
VC-6000-24	6.000	152.40	6.18	156.97	1.500	38.10	90	n/a	n/a
VC-6250-24	6.250	158.75	6.43	163.32	1.500	38.10	90	n/a	n/a
VC-6500-24	6.500	165.10	6.68	169.67	1.500	38.10	80	n/a	n/a
VC-6750-24	6.750	171.45	6.93	176.02	1.500	38.10	70	n/a	n/a
VC-7000-24	7.000	177.80	7.18	182.37	1.500	38.10	50	n/a	n/a
VC-7250-24	7.250	184.15	7.43	188.72	1.500	38.10	70	n/a	n/a
VC-7500-24	7.500	190.50	7.68	195.07	1.500	38.10	50	n/a	n/a
VC-7750-28	7.750	196.85	7.93	201.42	1.750	44.45	50	n/a	n/a
VC-8000-28	8.000	203.20	8.18	207.77	1.750	44.45	50	n/a	n/a
VC-8500-28	8.500	215.90	8.68	220.47	1.750	44.45	50	n/a	n/a
VC-8750-28	8.750	222.25	8.93	226.82	1.750	44.45	50	n/a	n/a
VC-9000-28	9.000	228.60	9.20	233.68	1.750	44.45	50	n/a	n/a
VC-9250-28	9.250	234.95	9.45	240.03	1.750	44.45	40	n/a	n/a
VC-9375-28	9.375	238.13	9.57	243.21	1.750	44.45	40	n/a	n/a
VC-9500-28	9.500	241.30	9.70	246.38	1.750	44.45	40	n/a	n/a
VC-9625-28	9.625	244.48	9.82	249.56	1.750	44.45	40	n/a	n/a
VC-9875-28	9.875	250.83	10.07	255.91	1.750	44.45	40	n/a	n/a
VC-10000-32	10.000	254.00	10.20	259.08	2.000	50.80	35	n/a	n/a
VC-10312-32	10.312	261.92	10.51	267.00	2.000	50.80	25	n/a	n/a
VC-10750-32	10.750	273.05	10.95	278.13	2.000	50.80	25	n/a	n/a
VC-11000-32	11.000	279.40	11.20	284.48	2.000	50.80	25	n/a	n/a
VC-11375-32	11.375	288.93	11.57	294.01	2.000	50.80	25	n/a	n/a
VC-11750-32	11.750	298.45	11.95	303.53	2.000	50.80	25	n/a	n/a
VC-12000-32	12.000	304.80	12.20	309.88	2.000	50.80	25	n/a	n/a
VC-12250-32	12.250	311.15	12.45	316.23	2.000	50.80	25	n/a	n/a
VC-12500-32	12.500	317.50	12.70	322.58	2.000	50.80	25	n/a	n/a
VC-12625-32	12.625	320.68	12.82	325.76	2.000	50.80	25	n/a	n/a
VC-12875-32	12.875	327.03	13.07	332.11	2.000	50.80	25	n/a	n/a
VC-13250-32	13.250	336.55	13.47	342.14	2.000	50.80	25	n/a	n/a
VC-13500-32	13.500	342.90	13.72	348.49	2.000	50.80	25	n/a	n/a
VC-13600-32	13.600	345.44	13.82	351.03	2.000	50.80	25	n/a	n/a
VC-14000-32	14.000	355.60	14.22	361.19	2.000	50.80	18	n/a	n/a
VC-14250-32	14.250	361.95	14.47	367.54	2.000	50.80	25	n/a	n/a
VC-14500-32	14.500	368.30	14.72	373.89	2.000	50.80	25	n/a	n/a
VC-15000-32	15.000	381.00	15.22	386.59	2.000	50.80	25	n/a	n/a
VC-15625-32	15.625	396.88	15.84	402.46	2.000	50.80	25	n/a	n/a
VC-15875-32	15.875	403.23	16.11	409.32	2.000	50.80	25	n/a	n/a
VC-16000-32	16.000	406.40	16.24	412.50	2.000	50.80	20	n/a	n/a
VC-16500-32	16.500	419.10	16.74	425.20	2.000	50.80	25	n/a	n/a
VC-17375-40	17.375	441.33	17.61	447.42	2.500	63.50	25	n/a	n/a
VC-18000-40	18.000	457.20	18.24	463.30	2.500	63.50	15	n/a	n/a
VC-19000-40	19.000	482.60	19.24	488.70	2.500	63.50	15	n/a	n/a
VC-20000-40	20.000	508.00	20.24	514.10	2.500	63.50	15	n/a	n/a
VC-21000-40	21.000	533.40	21.24	539.50	2.500	63.50	15	n/a	n/a
VC-24000-48	24.000	609.60	24.24	615.70	3.000	76.20	20	n/a	n/a

VCF Series

Vinyl Caps with Flanges

VCF Series caps are designed for easy removal with a flange at the closed end large enough to grasp, yet small enough to not interfere with the application.

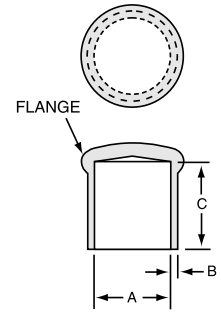
- Wide range of sizes and colors

Material: Vinyl **Color:** Black

Optional Colors: White, Brown, Orange, Green, Gray, Blue, Red

Note:

- VCF-125 is available in lengths up to 1.5"
- VCF-140 through VCF-250 are available in lengths up to 2"
- VCF-281 through VCF-3000 are available in lengths up to 8"



Several vinyl series are available in temperature-resistant Flex500®

Caplugs No.	Dimensions						Packaging	
	A		B		C		Carton Quantity	Mini Pak Quantity
	In	mm	In	mm	In	mm		
VCF-125-8	.125	3.17	.035	.89	.500	12.70	5000	1000
VCF-125-16	.125	3.17	.035	.89	1.000	25.40	5000	1000
VCF-140-8	.140	3.55	.040	1.02	.500	12.70	5000	1000
VCF-140-16	.140	3.55	.040	1.02	1.000	25.40	5000	1000
VCF-156-8	.156	3.96	.040	1.02	.500	12.70	5000	1000
VCF-156-16	.156	3.96	.040	1.02	1.000	25.40	5000	1000
VCF-172-8	.172	4.36	.040	1.02	.500	12.70	5000	1000
VCF-172-16	.172	4.36	.040	1.02	1.000	25.40	5000	1000
VCF-187-8	.187	4.74	.040	1.02	.500	12.70	5000	1000
VCF-187-16	.187	4.74	.040	1.02	1.000	25.40	5000	1000
VCF-187-24	.187	4.74	.040	1.02	1.500	38.10	4000	800
VCF-203-8	.203	5.15	.045	1.14	.500	12.70	5000	1000
VCF-203-16	.203	5.15	.045	1.14	1.000	25.40	5000	1000
VCF-218-8	.218	5.53	.045	1.14	.500	12.70	5000	1000
VCF-218-16	.218	5.53	.045	1.14	1.000	25.40	5000	1000
VCF-224-8	.224	5.69	.045	1.14	.500	12.70	5000	1000
VCF-224-16	.224	5.69	.045	1.14	1.000	25.40	5000	1000
VCF-234-8	.234	5.94	.045	1.14	.500	12.70	5000	1000
VCF-234-16	.234	5.94	.045	1.14	1.000	25.40	5000	1000
VCF-250-8	.250	6.35	.050	1.27	.500	12.70	5000	1000
VCF-250-16	.250	6.35	.050	1.27	1.000	25.40	5000	1000
VCF-281-8	.281	7.13	.050	1.27	.500	12.70	5000	1000
VCF-281-16	.281	7.13	.050	1.27	1.000	25.40	5000	1000
VCF-304-8	.304	7.72	.055	1.40	.500	12.70	5000	1000
VCF-304-16	.304	7.72	.055	1.40	1.000	25.40	4000	800
VCF-312-8	.312	7.92	.055	1.40	.500	12.70	5000	1000
VCF-312-16	.312	7.92	.055	1.40	1.000	25.40	5000	1000
VCF-312-24	.312	7.92	.055	1.40	1.500	38.10	5000	1000
VCF-343-8	.343	8.71	.055	1.40	.500	12.70	5000	1000
VCF-343-16	.343	8.71	.055	1.40	1.000	25.40	2500	500
VCF-375-8	.375	9.52	.060	1.52	.500	12.70	5000	1000
VCF-375-16	.375	9.52	.060	1.52	1.000	25.40	2500	500
VCF-406-8	.406	10.31	.060	1.52	.500	12.70	5000	1000
VCF-406-16	.406	10.31	.060	1.52	1.000	25.40	2500	500
VCF-437-8	.437	11.09	.060	1.52	.500	12.70	5000	1000
VCF-437-16	.437	11.09	.060	1.52	1.000	25.40	2500	500
VCF-467-8	.467	11.86	.060	1.52	.500	12.70	5000	1000

Vinyl Caps with Flanges (cont.) VCF Series

Caplugs No.	Dimensions						Packaging	
	A		B		C		Carton Quantity	Mini Pak Quantity
	In	mm	In	mm	In	mm		
VCF-467-16	.467	11.86	.060	1.52	1.000	25.40	2500	500
VCF-500-8	.500	12.70	.060	1.52	.500	12.70	5000	1000
VCF-500-16	.500	12.70	.060	1.52	1.000	25.40	2500	500
VCF-531-8	.531	13.48	.060	1.52	.500	12.70	5000	1000
VCF-531-16	.531	13.48	.060	1.52	1.000	25.40	2500	500
VCF-562-8	.562	14.27	.065	1.65	.500	12.70	2500	500
VCF-562-16	.562	14.27	.065	1.65	1.000	25.40	2500	500
VCF-600-8	.600	15.24	.065	1.65	.500	12.70	3000	600
VCF-600-16	.600	15.24	.065	1.65	1.000	25.40	2000	400
VCF-625-8	.625	15.87	.065	1.65	.500	12.70	2500	500
VCF-625-16	.625	15.87	.065	1.65	1.000	25.40	2500	500
VCF-625-24	.625	15.87	.065	1.65	1.500	38.10	2000	400
VCF-640-8	.640	16.26	.065	1.65	.500	12.70	4000	800
VCF-640-16	.640	16.26	.065	1.65	1.000	25.40	2000	400
VCF-665-8	.665	16.89	.065	1.65	.500	12.70	4000	800
VCF-665-16	.665	16.89	.065	1.65	1.000	25.40	2000	400
VCF-687-8	.687	17.44	.065	1.65	.500	12.70	2500	500
VCF-687-16	.687	17.44	.065	1.65	1.000	25.40	1000	200
VCF-750-8	.750	19.05	.065	1.65	.500	12.70	2500	500
VCF-750-16	.750	19.05	.065	1.65	1.000	25.40	1000	200
VCF-812-8	.812	20.62	.065	1.65	.500	12.70	2500	500
VCF-812-16	.812	20.62	.065	1.65	1.000	25.40	1000	200
VCF-812-24	.812	20.62	.065	1.65	1.500	38.10	1000	200
VCF-843-8	.843	21.41	.070	1.79	.500	12.70	2500	500
VCF-843-16	.843	21.41	.070	1.79	1.000	25.40	1000	200
VCF-875-8	.875	22.22	.070	1.79	.500	12.70	2500	500
VCF-875-16	.875	22.22	.070	1.79	1.000	25.40	1000	200
VCF-875-24	.875	22.22	.070	1.79	1.500	38.10	1000	200
VCF-937-8	.937	23.79	.070	1.79	.500	12.70	2500	500
VCF-937-16	.937	23.79	.070	1.79	1.000	25.40	1000	200
VCF-985-8	.985	25.02	.070	1.79	.500	12.70	2000	400
VCF-985-16	.985	25.02	.070	1.79	1.000	25.40	1000	200
VCF-1000-8	1.000	25.40	.070	1.79	.500	12.70	1000	200
VCF-1000-16	1.000	25.40	.070	1.79	1.000	25.10	1000	200
VCF-1000-24	1.000	25.40	.070	1.79	1.500	38.10	1000	200
VCF-1062-16	1.062	26.97	.070	1.79	1.000	25.40	1200	240
VCF-1125-16	1.125	28.57	.070	1.79	1.000	25.40	1200	240
VCF-1187-16	1.187	30.15	.070	1.79	1.000	25.40	1000	200
VCF-1250-16	1.250	31.75	.070	1.79	1.000	25.40	1000	200
VCF-1250-24	1.250	31.75	.070	1.79	1.500	38.10	500	100
VCF-1312-16	1.312	33.32	.070	1.79	1.000	25.40	800	160
VCF-1312-24	1.312	33.32	.070	1.79	1.500	38.10	600	120
VCF-1375-16	1.375	34.92	.070	1.79	1.000	25.40	800	160
VCF-1375-24	1.375	34.92	.070	1.79	1.500	38.10	400	80
VCF-1500-16	1.500	38.10	.070	1.79	1.000	25.40	750	150
VCF-1500-24	1.500	38.10	.070	1.79	1.500	38.10	300	60
VCF-1625-16	1.625	41.27	.070	1.79	1.000	25.40	750	150
VCF-1687-16	1.687	42.84	.070	1.79	1.000	25.40	700	140
VCF-1750-16	1.750	44.45	.070	1.79	1.000	25.40	700	140
VCF-1875-16	1.875	47.62	.070	1.79	1.000	25.40	600	120
VCF-2000-16	2.000	50.80	.070	1.79	1.000	25.40	600	120
VCF-2000-24	2.000	50.80	.070	1.79	1.500	38.10	300	60
VCF-2125-16	2.125	53.98	.070	1.79	1.000	25.40	500	100
VCF-2250-16	2.250	57.15	.070	1.79	1.000	25.40	500	100
VCF-2250-24	2.250	57.15	.070	1.79	1.500	38.10	300	60
VCF-2375-16	2.375	60.33	.070	1.79	1.000	25.40	400	80
VCF-2375-24	2.375	60.33	.070	1.79	1.500	38.10	300	60
VCF-2500-16	2.500	63.50	.070	1.79	1.000	25.40	400	80
VCF-2500-24	2.500	63.50	.070	1.79	1.500	38.10	300	60
VCF-2625-16	2.625	66.68	.070	1.79	1.000	25.40	400	80
VCF-2625-24	2.625	66.68	.070	1.79	1.500	38.10	200	40
VCF-2750-16	2.750	69.85	.070	1.79	1.000	25.40	300	60
VCF-2750-24	2.750	69.85	.070	1.79	1.500	28.10	200	40
VCF-3000-16	3.000	76.20	.070	1.79	1.000	25.40	250	50
VCF-3000-24	3.000	76.20	.070	1.79	1.500	38.10	250	50

VFC Series

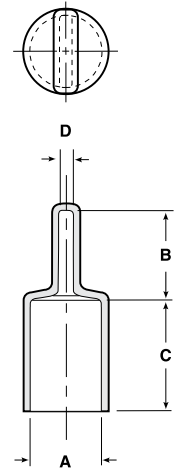
Flexible Vinyl Caps with Flat Pull-Tab for Easy Removal

VFC Series vinyl caps feature a long flat tab centered at the top of the closure, which allows for easy removal of the cap.

Material: Vinyl **Color:** Black and Red
Optional Colors: White, Brown, Orange, Green, Gray, Blue, Yellow

Note:

- VFC-140 through VFC-240 are available in lengths up to 1.5".
- VFC-302 through VFC-1605 are available in lengths up to 4".



Several vinyl series are available in temperature-resistant Flex500®

† Mini and Micro Paks available in standard color.
‡ Minimum order for Micro Paks is 2.

Flexible Vinyl Caps with Flat Pull-Tab for Easy Removal **VFC Series**

Caplugs No.	Dimensions								Packaging		
	A		B		C		D		Carton Quantity	Mini Pak † Quantity	Micro Pak ‡ Quantity
	In	mm	In	mm	In	mm	In	mm			
VFC-140-8	.140	3.56	.500	12.70	.500	12.70	.062	1.57	5000	1000	n/a
VFC-140-16	.140	3.56	.500	12.70	1.000	25.40	.062	1.57	5000	1000	n/a
VFC-180-8	.180	4.57	.500	12.70	.500	12.70	.062	1.57	5000	1000	n/a
VFC-180-16	.180	4.57	.500	12.70	1.000	25.40	.062	1.57	5000	1000	100
VFC-207-8	.207	5.25	.625	15.88	.500	12.70	.125	3.18	5000	1000	n/a
VFC-207-16	.207	5.25	.625	15.88	1.000	25.40	.125	3.18	5000	1000	n/a
VFC-240-8	.240	6.09	.625	15.88	.500	12.70	.125	3.18	5000	1000	n/a
VFC-240-16	.240	6.09	.625	15.88	1.000	25.40	.125	3.18	5000	1000	n/a
VFC-302-8	.302	7.67	.625	15.88	.500	12.70	.125	3.18	4000	800	n/a
VFC-302-16	.302	7.67	.625	15.88	1.000	25.40	.125	3.18	4000	800	n/a
VFC-365-8	.365	9.27	.625	15.88	.500	12.70	.125	3.18	5000	1000	n/a
VFC-365-12	.365	9.27	.625	15.88	.750	19.05	.125	3.18	3000	600	n/a
VFC-365-16	.365	9.27	.625	15.88	1.000	25.40	.125	3.18	2500	500	n/a
VFC-396-8	.396	10.05	.625	15.88	.500	12.70	.125	3.18	3000	600	n/a
VFC-396-16	.396	10.05	.625	15.88	1.000	25.40	.125	3.18	3000	600	n/a
VFC-410-8	.410	10.41	.687	17.45	.500	12.70	.500	3.18	3000	600	n/a
VFC-410-16	.410	10.41	.687	17.45	1.000	25.40	1.000	3.18	2000	400	50
VFC-427-8	.427	10.84	.625	15.88	.500	12.70	.125	3.18	3000	600	n/a
VFC-427-16	.427	10.84	.625	15.88	1.000	25.40	.125	3.18	2500	500	50
VFC-470-8	.470	11.93	.625	15.88	.500	12.70	.125	3.18	2000	400	n/a
VFC-470-16	.470	11.93	.625	15.88	1.000	25.40	.125	3.18	2000	400	n/a
VFC-490-8	.490	12.44	.625	15.88	.500	12.70	.125	3.18	2500	500	n/a
VFC-490-16	.490	12.44	.625	15.88	1.000	25.40	.125	3.18	1500	300	n/a
VFC-521-8	.521	13.23	.625	15.88	.500	12.70	.125	3.18	2000	400	n/a
VFC-521-16	.521	13.23	.625	15.88	1.000	25.40	.125	3.18	1500	300	50
VFC-552-8	.552	14.02	.687	17.45	.500	12.70	.125	3.18	3000	600	n/a
VFC-552-12	.552	14.02	.687	17.45	.750	19.05	.125	3.18	2000	400	n/a
VFC-552-16	.552	14.02	.687	17.45	1.000	25.40	.125	3.18	1500	300	n/a
VFC-590-8	.590	14.98	.625	15.88	.500	12.70	.125	3.18	1500	300	n/a
VFC-590-16	.590	14.98	.625	15.88	1.000	25.40	.125	3.18	1500	300	50
VFC-615-8	.615	15.62	.687	17.45	.500	12.70	.125	3.18	2000	400	n/a
VFC-615-16	.615	15.62	.687	17.45	1.000	25.40	.125	3.18	2000	400	n/a
VFC-677-8	.677	17.19	.687	17.45	.500	12.70	.125	3.18	1000	200	n/a
VFC-677-16	.677	17.19	.687	17.45	1.000	25.40	.125	3.18	1000	200	25
VFC-735-8	.735	18.66	.812	20.63	.500	12.70	.187	4.75	1000	200	n/a
VFC-735-12	.735	18.66	.812	20.63	.750	19.05	.187	4.75	1250	250	n/a
VFC-735-16	.735	18.66	.812	20.63	1.000	25.40	.187	4.75	1000	200	n/a
VFC-797-8	.797	20.24	.812	20.63	.500	12.70	.187	4.75	900	180	n/a
VFC-797-16	.797	20.24	.812	20.63	1.000	25.40	.187	4.75	900	180	25
VFC-865-8	.865	21.97	.843	21.41	.500	12.70	.187	4.75	1000	200	n/a
VFC-865-16	.865	21.97	.843	21.41	1.000	25.40	.187	4.75	800	160	n/a
VFC-990-8	.990	25.14	.875	22.23	.500	12.70	.187	4.75	600	120	n/a
VFC-990-16	.990	25.14	.875	22.23	1.000	25.40	.187	4.75	600	120	25
VFC-1230-16	1.230	31.24	1.125	28.58	1.000	25.40	.187	4.75	500	100	n/a
VFC-1230-24	1.230	31.24	1.125	28.58	1.500	38.10	.187	4.75	500	100	n/a
VFC-1605-16	1.605	40.76	1.250	31.75	1.000	25.40	2.500	6.35	400	80	n/a
VFC-1605-24	1.605	40.76	1.250	31.75	1.500	38.10	2.500	6.35	400	80	n/a

VFE Series



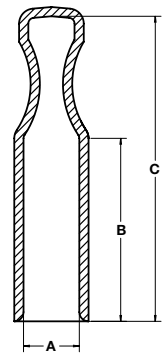
Vinyl Caps with Flat Ergonomic Pull-Tab

VFE Series vinyl caps with a flat ergonomic pull-tab offer an easier gripping surface and require less pull for removal.

Material: Vinyl **Color:** Black, Red

Optional Colors: White, Brown, Orange, Green, Gray, Blue, Yellow

Note: The VFE Series is available in all sizes shown below under the VFT Series.



Several vinyl series are available in temperature-resistant Flex500®

VFT Series



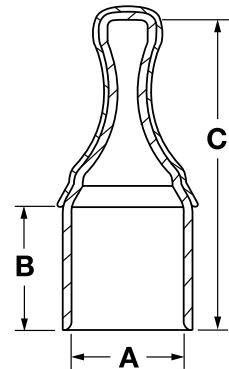
Tapered Vinyl Caps with Flat Ergonomic Pull-Tab

VFT Series tapered vinyl caps with flat ergonomic pull-tab feature the standard vinyl part in a second vinyl material that offers a textured finish for an even greater degree of control. The second coat of vinyl grips to hands or gloves 80% better than traditional pull tabs.

• Wide range of sizes

Material: Vinyl **Color:** Red with Black Texture

Optional Colors: White, Brown, Orange, Green, Gray, Blue, Yellow, Black with Black Texture. Textured second coat is only available in black.



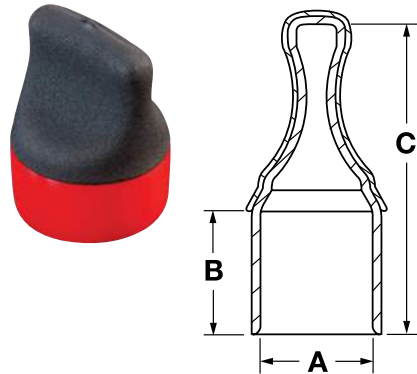
Vinyl Caps with Flat Ergonomic Pull-Tab **VFE Series**

Caplugs No.	Dimensions						Packaging	
	A		B		C		Carton Quantity	Mini Pak Quantity
	In	mm	In	mm	In	mm		
VFE-312-8	.312	7.92	.500	12.70	1.245	31.62	5000	1000
VFE-320-10	.320	8.13	.625	15.88	1.325	33.66	8000	1000
VFE-375-8	.375	9.53	.500	12.70	1.425	36.20	5000	1000
VFE-406-8	.406	10.31	.500	12.70	1.150	29.21	5000	1000
VFE-420-10	.420	10.67	.625	15.88	1.365	34.67	5000	1000
VFE-437-8	.437	11.10	.500	12.70	1.255	31.88	5000	1000
VFE-450-6	.450	11.43	.375	9.53	1.275	32.39	8000	1000
VFE-470-8	.470	11.94	.500	12.70	1.280	32.51	5000	1000
VFE-500-8	.500	12.70	.500	12.70	1.425	36.20	5000	1000
VFE-530-10	.530	13.46	.625	15.88	1.125	28.58	4000	800
VFE-595-10	.595	15.11	.625	15.88	1.525	38.73	2500	500
VFE-717-16	.717	18.21	.625	15.88	2.130	54.10	2000	400
VFE-750-12	.750	19.05	.750	19.05	1.635	41.53	3000	600
VFE-875-12	.875	22.23	.750	19.05	1.940	49.28	1500	300
VFE-950-14	.950	24.13	.625	15.88	2.140	54.36	1250	250
VFE-1000-10	1.000	25.40	.625	15.88	1.600	40.64	2500	500
VFE-1125-12	1.125	28.58	.750	19.05	1.775	45.09	2000	400

Tapered Vinyl Caps with Flat Ergonomic Pull-Tab **VFT Series**

Caplugs No.	Dimensions						Packaging	
	A		B		C		Carton Quantity	Mini Pak Quantity
	In	mm	In	mm	In	mm		
VFT-187-12	.187	4.75	.750	19.05	1.228	31.19	10000	2000
VFT-218-12	.218	5.54	.750	19.05	1.254	31.85	5000	1000
VFT-240-12	.240	6.10	.750	19.05	1.270	32.26	5000	1000
VFT-250-12	.250	6.35	.750	19.05	1.278	32.46	5000	1000
VFT-312-8	.312	7.92	.500	12.70	1.245	31.62	5000	1000
VFT-320-10	.320	8.13	.625	15.88	1.325	33.66	8000	1000
VFT-365-12	.365	9.27	.750	19.05	1.625	41.28	4000	800
VFT-375-8	.375	9.53	.500	12.70	1.425	36.20	5000	1000
VFT-386-12	.386	9.80	.750	19.05	1.625	41.28	3000	600
VFT-406-8	.406	10.31	.500	12.70	1.150	29.21	4000	800
VFT-420-10	.420	10.67	.625	15.88	1.365	34.67	5000	1000
VFT-427-12	.427	10.85	.750	19.05	1.625	41.28	3000	600
VFT-437-8	.437	11.10	.500	12.70	1.255	31.88	5000	1000
VFT-450-6	.450	11.43	.375	9.53	1.275	32.39	8000	1000
VFT-460-12	.460	11.68	.750	19.05	1.625	41.28	3000	600
VFT-470-8	.470	11.94	.500	12.70	1.280	32.51	3000	600
VFT-490-12	.490	12.45	.750	19.05	1.625	41.28	2500	500
VFT-500-8	.500	12.70	.500	12.70	1.425	36.20	5000	1000
VFT-521-12	.521	13.23	.750	19.05	1.750	44.45	2000	400
VFT-530-10	.530	13.46	.625	15.88	1.125	28.58	4000	800
VFT-552-12	.552	14.02	.750	19.05	1.750	44.45	2000	400
VFT-562-12	.562	14.27	.750	19.05	1.813	46.05	2000	400
VFT-595-10	.595	15.11	.625	15.88	1.525	38.74	2500	500
VFT-615-12	.615	15.62	.750	19.05	1.813	46.05	1000	200
VFT-625-12	.625	15.88	.750	19.05	1.813	46.05	1500	300
VFT-656-12	.656	16.66	.750	19.05	1.813	46.05	1500	300
VFT-677-12	.677	17.20	.750	19.05	1.813	46.05	1500	300
VFT-687-12	.687	17.45	.750	19.05	1.813	46.05	1500	300
VFT-695-12	.695	17.65	.750	19.05	1.813	46.05	1500	300
VFT-703-12	.703	17.86	.750	19.05	1.813	46.05	1000	200
VFT-717-16	.717	18.21	1.000	25.40	2.130	54.10	1000	200

VFT Series Tapered Vinyl Caps with Flat Ergonomic Pull-Tab (cont.)

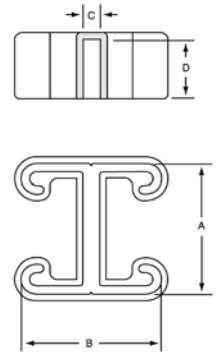


VIF Series Vinyl "I" Metal Frame Caps



VIF Series vinyl "I" metal frame caps feature a unique design that offers exceptional protection for metal "I" shaped frames. The caps greatly reduce the risk of injury from sharp metal edges.

Material: Vinyl **Color:** Green
Optional Colors: White, Black, Brown, Orange, Red, Gray, Blue, Yellow



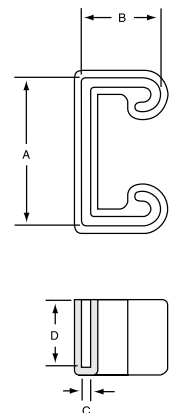
FLEX 500 Several vinyl series are available in temperature-resistant Flex500®

VMF Series Vinyl "U" Metal Frame Caps



VMF Series vinyl "U" metal frame caps feature a unique design that offers exceptional protection for metal "U" shaped frames. The caps greatly reduce the risk of injury from sharp metal edges.

Material: Vinyl **Color:** Green
Optional Colors: White, Black, Brown, Orange, Red, Gray, Blue, Yellow



FLEX 500 Several vinyl series are available in temperature-resistant Flex500®

Tapered Vinyl Caps with Flat Ergonomic Pull-Tab (cont.) VFT Series

Caplugs No.	Dimensions						Packaging	
	A		B		C		Carton Quantity	Mini Pak Quantity
	In	mm	In	mm	In	mm		
VFT 735-12	.735	18.67	.750	19.05	1.813	46.05	1000	200
VFT 740-12	.740	18.80	.750	19.05	1.813	46.05	1000	200
VFT-750-12	.750	19.05	.750	19.05	1.635	41.53	3000	600
VFT 797-12	.797	20.24	.750	19.05	1.813	46.05	1000	200
VFT 812-12	.812	20.62	.750	19.05	1.938	49.23	1000	200
VFT 835-12	.835	21.21	.750	19.05	1.938	49.23	1000	200
VFT 843-12	.843	21.41	.750	19.05	1.938	49.23	1000	200
VFT 865-12	.865	21.97	.750	19.05	1.938	49.23	1000	200
VFT 875-12	.875	22.23	.750	19.05	1.938	49.23	1000	200
VFT 950-14	.950	24.13	.875	22.23	2.140	54.36	750	150
VFT 990-12	.990	25.15	.750	19.05	2.062	52.37	900	180
VFT-1000-10	1.000	25.40	.625	15.88	1.600	40.64	2500	500
VFT 1048-12	1.048	26.62	.750	19.05	2.125	53.98	750	150
VFT 1062-12	1.062	26.97	.750	19.05	2.125	53.98	700	140
VFT-1125-12	1.125	28.58	.750	19.05	1.775	45.09	2000	400
VFT 1240-12	1.240	31.50	.750	19.05	2.125	53.98	600	120
VFT 1250-12	1.250	31.75	.750	19.05	2.125	53.98	600	120
VFT 1500-12	1.500	38.10	.750	19.05	2.125	53.98	500	100
VFT 1625-12	1.625	41.28	.750	19.05	2.125	53.98	400	80

Vinyl "I" Metal Frame Caps VIF Series

Caplugs No.	Dimensions								Packaging	
	A		B		C		D		Carton Quantity	Mini Pak Quantity
	In	mm	In	mm	In	mm	In	mm		
VIF-1625x1625x14-12	1.625	41.27	1.625	41.27	.080	2.03	.750	19.05	300	60
VIF-1625x1750x12-12	1.625	41.27	1.750	44.45	.080	2.03	.750	19.05	300	60
VIF-1625x2750x12-12	1.625	41.27	2.750	69.85	.080	2.03	.750	19.05	300	60
VIF-1625x3250x12-12	1.625	41.27	3.250	82.55	.080	2.03	.750	19.05	200	40

Vinyl "U" Metal Frame Caps VMF Series

Caplugs No.	Dimensions								Packaging	
	A		B		C		D		Carton Quantity	Mini Pak Quantity
	In	mm	In	mm	In	mm	In	mm		
VMF-1250x750x14-12	1.250	31.75	.750	19.05	.080	2.03	.750	19.05	700	140
VMF-1250x1250x14-12	1.250	31.75	1.250	31.75	.080	2.03	.750	19.05	500	100
VMF-1625x812x14-12	1.625	41.27	.812	20.62	.080	2.03	.750	19.05	600	120
VMF-1625x875x12-12	1.625	41.27	.875	22.22	.080	2.03	.750	19.05	600	120
VMF-1625x1375x12-12	1.625	41.27	1.375	34.92	.080	2.03	.750	19.05	500	100
VMF-1625x1625x12-12	1.625	41.27	1.625	41.27	.080	2.03	.750	19.05	400	80
VMF-1625x2437x12-12	1.625	41.27	2.430	61.72	.080	2.03	.750	19.05	300	60
VMF-1625x3250x12-12	1.625	41.27	3.250	82.55	.080	2.03	.750	19.05	300	60

VRF Series

Vinyl Rectangular Caps and Grips (flat end)



VRF Series vinyl rectangular finishing caps and grips (flat end) slip on quickly and maintain a snug fit. The caps have many applications including handle grips, paint shields, end caps and electronics covers.

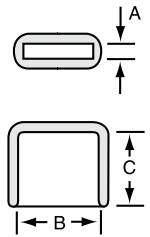
- Printing is available
- New sizes are always being added

Material: Vinyl **Color:** Black

Optional Colors: White, Brown, Orange, Red, Green, Gray, Blue, Yellow

Note:

- VRF-040x250 through VRF-062x500 are available in lengths up to 1".
- VRF-062x875 through VRF-062x3000 are available in lengths up to 3-1/2".
- VRF-080x375 through VRF-3000x4000 are available in lengths up to 8".
- Lengths (C Dimension) are available in 1/16" (1.6mm) increments. Length tolerance is $\pm 1/16"$ (1.6mm).



Note: Most VRF parts can be pad printed with your company logo or product name in a variety of colors.



Several vinyl series are available in temperature-resistant Flex500®

Caplugs No.	Dimensions						Packaging	
	A		B		C		Carton Quantity	Mini Pak Quantity
	In	mm	In	mm	In	mm		
VRF-040x250-8	.040	1.01	.250	6.35	.500	12.70	5000	1000
VRF-040X990-16	.040	1.01	.990	25.15	1.000	25.40	5000	1000
VRF-062x250-16	.062	1.57	.250	6.35	1.000	25.40	5000	1000
VRF-062x375-16	.062	1.57	.375	9.52	1.000	25.40	5000	1000
VRF-062x500-16	.062	1.57	.500	12.70	1.000	25.40	4000	800
VRF-062X650-16	.062	1.57	.650	16.51	1.000	25.40	1000	200
VRF-062x875-16	.062	1.57	.875	22.23	1.000	25.40	1000	200
VRF-062x1125-16	.062	1.57	1.125	28.58	1.000	25.40	2500	500
VRF-062x1170-16	.062	1.57	1.170	29.71	1.000	25.40	1500	300
VRF-062x3000-16	.062	1.57	3.000	76.20	1.000	25.40	900	180
VRF-062x3500-16	.062	1.57	3.500	88.90	1.000	25.40	500	100
VRF-080x375-16	.080	2.03	.375	9.52	1.000	25.40	5000	1000
VRF-090x800-16	.090	2.28	.800	20.32	1.000	25.40	2500	500
VRF-090x1000-16	.090	2.28	1.000	25.40	1.000	25.40	2000	400
VRF-100x1145-16	.100	2.54	1.145	29.08	1.000	25.40	2000	400
VRF-125x250-16	.125	3.17	.250	6.35	1.000	25.40	5000	1000
VRF-125x468-16	.125	3.17	.468	11.89	1.000	25.40	4000	800
VRF-125x500-16	.125	3.17	.500	12.70	1.000	25.40	4000	800
VRF-125x750-16	.125	3.17	.750	19.05	1.000	25.40	2000	400
VRF-125x875-16	.125	3.17	.875	22.22	1.000	25.40	2000	400
VRF-125x1000-16	.125	3.17	1.000	25.40	1.000	25.40	2000	400
VRF-125x1250-16	.125	3.17	1.250	31.75	1.000	25.40	1500	300
VRF-125x1500-16	.125	3.17	1.500	38.10	1.000	25.40	1000	200
VRF-125x2000-16	.125	3.17	2.000	50.80	1.000	25.40	1000	200
VRF-187x500-16	.187	4.74	.500	12.70	1.000	25.40	3000	600
VRF-187x625-16	.187	4.74	.625	15.87	1.000	25.40	3000	600
VRF-187x687-16	.187	4.74	.687	17.44	1.000	25.40	2500	500
VRF-187x1000-16	.187	4.74	1.000	25.40	1.000	25.40	1500	300
VRF-187X1250-16	.187	4.74	1.250	31.75	1.000	25.40	1500	300
VRF-187x1500-16	.187	4.74	1.500	38.10	1.000	25.40	1000	200
VRF-187x1937-16	.187	4.74	1.937	49.19	1.000	25.40	1000	200
VRF-235x795-8**	.235	5.97	.795	20.19	.500	12.70	3000	600

Vinyl Rectangular Caps and Grips (flat end) (cont.) **VRF Series**

** Radius edges

Caplugs No.	Dimensions						Packaging	
	A		B		C		Carton Quantity	Mini Pak Quantity
	In	mm	In	mm	In	mm		
VRF-250x500-16	.250	6.35	.500	12.70	1.000	25.40	3000	600
VRF-250x562-16	.250	6.35	.562	14.27	1.000	25.40	2500	500
VRF-250x625-16	.250	6.35	.625	15.87	1.000	25.40	2500	500
VRF-250x750-16	.250	6.35	.750	19.05	1.000	25.40	2000	400
VRF-250x875-16	.250	6.35	.875	22.22	1.000	25.40	2000	400
VRF-250x1000-16	.250	6.35	1.000	25.40	1.000	25.40	1500	300
VRF-250x1125-16	.250	6.35	1.125	28.58	1.000	25.40	1500	300
VRF-250x1250-16	.250	6.35	1.250	31.75	1.000	25.40	1000	200
VRF-250x1312-16	.250	6.35	1.312	33.32	1.000	25.40	1000	200
VRF-250x1500-16	.250	6.35	1.500	38.10	1.000	25.40	1000	200
VRF-250x1750-16	.250	6.35	1.750	44.45	1.000	25.40	1000	200
VRF-250x2000-16	.250	6.35	2.000	50.80	1.000	25.40	900	180
VRF-290x344-8	.290	7.37	.344	48.74	.500	12.70	5000	1000
VRF-290x344-16	.290	7.37	.344	8.74	1.000	25.40	3000	600
VRF-312x1250-16	.312	7.92	1.250	31.75	1.000	25.40	1000	200
VRF-312x1500-16	.312	7.92	1.500	38.10	1.000	25.40	1000	200
VRF-350x2900-16	.350	8.89	2.900	73.66	1.000	25.40	600	120
VRF-375x625-16	.375	9.52	.625	15.87	1.000	25.40	2000	400
VRF-375x1000-16	.375	9.52	1.000	25.40	1.000	25.40	1500	300
VRF-375x1125-16	.375	9.52	1.125	28.12	1.000	25.40	1000	200
VRF-375x1250-16	.375	9.52	1.250	31.75	1.000	25.40	1000	200
VRF-375x1500-16	.375	9.52	1.500	38.10	1.000	25.40	1000	200
VRF-375x7875-16	.375	9.52	7.875	200.03	1.000	25.40	250	50
VRF-500x625-16	.500	12.70	.625	15.87	1.000	25.40	1500	300
VRF-500x750-16	.500	12.70	.750	19.05	1.000	25.40	1500	300
VRF-500x1250-16	.500	12.70	1.250	31.75	1.000	25.40	1000	200
VRF-500x1500-16	.500	12.70	1.500	38.10	1.000	25.40	1000	200
VRF-500x2000-16	.500	12.70	2.000	50.80	1.000	25.40	800	160
VRF-500x3375-16	.500	12.70	3.375	85.72	1.000	25.40	500	100
VRF-625x1750-16	.625	15.87	1.750	44.45	1.000	25.40	800	160
VRF-625x2000-16	.625	15.87	2.000	50.80	1.000	25.40	1000	200
VRF-625x6500-16	.625	15.87	6.500	165.10	1.000	25.40	300	60
VRF-750x1000-16	.750	19.05	1.000	25.40	1.000	25.40	1000	200
VRF-750x1125-16	.750	19.05	1.125	28.57	1.000	25.40	1000	200
VRF-750x1500-16	.750	19.05	1.500	38.10	1.000	25.40	1500	300
VRF-750x2500-16	.750	19.05	2.500	63.50	1.000	25.40	500	100
VRF-750x3125-20	.750	19.05	3.125	79.38	1.250	31.80	500	100
VRF-750x4000-20	.750	19.05	4.000	101.60	1.250	31.80	250	50
VRF-825x1900-16	.825	20.19	1.900	48.26	1.000	25.40	1000	200
VRF-960x3350-16	.960	24.38	3.350	85.09	1.000	25.40	250	50
VRF-1000x1500-16	1.000	25.40	1.500	38.10	1.000	25.40	1000	200
VRF-1000x2000-16	1.000	25.40	2.000	50.80	1.000	25.40	600	120
VRF-1062x2500-16	1.062	26.97	2.500	63.50	1.000	25.40	500	100
VRF-1500-2400-16	1.500	38.10	2.400	60.96	1.000	25.40	250	50
VRF-1500x2750-16	1.500	38.10	2.750	69.85	1.000	25.40	400	80
VRF-1500x3000-16**	1.500	38.10	3.000	76.20	1.000	25.40	400	80
VRF-1500x3125-16	1.500	38.10	3.125	79.38	1.000	25.40	250	50
VRF-2000x3000-16	2.000	50.80	3.000	76.20	1.000	25.40	300	60
VRF-2000x3500-16	2.000	50.80	3.500	88.90	1.000	25.40	250	50
VRF-2000x4000-16	2.000	50.80	4.000	101.60	1.000	25.40	250	50
VRF-2000x6000-24	2.000	50.80	6.000	152.40	1.500	38.10	150	30
VRF-2500x3000-16	2.500	63.50	3.000	76.20	1.000	25.40	250	50
VRF-3000x4000-24**	3.000	76.20	4.000	101.60	1.500	38.10	150	30

VRR Series



Vinyl Rectangular Caps and Grips (round end)

VRR Series vinyl rectangular finishing caps and grips (round end) slip on quickly and maintain a snug fit. The caps have many applications including handle grips, paint shields, end caps and electronics covers.

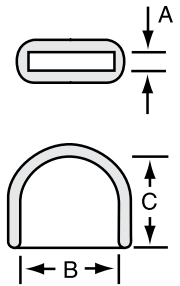
- Printing is available
- New sizes are always being added

Material: Vinyl **Color:** Black

Optional Color: White, Brown, Orange, Red, Green, Gray, Blue, Yellow

Note:

- VRR-062x312 through VRR-062x1188 are available in lengths up to 4".
- VRR-090x875 through VRR-500x1000 are available in lengths up to 7-1/2".
- Lengths (C Dimension) are available in 1/16" (1.6mm) increments. Length tolerance is $\pm 1/16"$ (1.6mm).



Note: Most VRR parts can be pad printed with your company logo or product name in a variety of colors.



Several vinyl series are available in temperature-resistant Flex500®

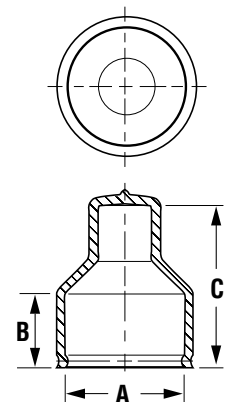
VS Series

Vinyl Squeeze Pull Caps



VS Series vinyl squeeze pull caps are used extensively in the aircraft industry to protect UNJF threads. The removal process is made easier by squeezing the uniquely engineered pull-tab, which opens the bottom of the cap slightly.

Material: Vinyl **Color:** Green



Several vinyl series are available in temperature-resistant Flex500®

Vinyl Rectangular Caps and Grips (round end) VRR Series

Caplugs No.	Dimensions						Packaging	
	A		B		C		Carton Quantity	Mini Pak Quantity
	In	mm	In	mm	In	mm		
VRR-062x312-16	.062	1.57	.312	7.92	1.000	25.40	5000	1000
VRR-062x375-16	.062	1.57	.375	9.52	1.000	25.40	5000	1000
VRR-062x437-16	.062	1.57	.437	11.09	1.000	25.40	5000	1000
VRR-062x468-16	.062	1.57	.468	11.88	1.000	25.40	5000	1000
VRR-062x500-16	.062	1.57	.500	12.70	1.000	25.40	4000	800
VRR-062x625-16	.062	1.57	.625	15.87	1.000	25.40	4000	800
VRR-062x750-16	.062	1.57	.750	19.05	1.000	25.40	3000	600
VRR-062x875-16	.062	1.57	.875	22.22	1.000	25.40	2500	500
VRR-062x1000-16	.062	1.57	1.000	25.40	1.000	25.40	1500	300
VRR-062x1188-16	.062	1.57	1.188	30.17	1.000	25.40	1500	300
VRR-090x875-16	.090	2.28	.875	22.22	1.000	25.40	2000	400
VRR-125x375-16	.125	3.17	.375	9.52	1.000	25.40	5000	1000
VRR-125x500-16	.125	3.17	.500	12.70	1.000	25.40	4000	800
VRR-125x625-16	.125	3.17	.625	15.87	1.000	25.40	3000	600
VRR-125x750-16	.125	3.17	.750	19.05	1.000	25.40	2000	400
VRR-125x875-16	.125	3.17	.875	22.22	1.000	25.40	2000	400
VRR-125x1000-16	.125	3.17	1.000	25.40	1.000	25.40	2000	400
VRR-125x1250-16	.125	3.17	1.250	31.75	1.000	25.40	1500	300
VRR-160x1250-16	.160	4.06	1.250	31.75	1.000	25.40	1500	300
VRR-187x375-16	.187	4.74	.375	9.52	1.000	25.40	4000	800
VRR-187x625-16	.187	4.74	.625	15.87	1.000	25.40	3000	600
VRR-187x1000-16	.187	4.74	1.000	25.40	1.000	25.40	1500	300
VRR-187x1500-16	.187	4.74	1.500	38.10	1.000	25.40	1000	200
VRR-187x2000-16	.187	4.74	2.000	50.80	1.000	25.40	1000	200
VRR-250x375-16	.250	6.35	.375	9.52	1.000	25.40	4000	800
VRR-250x500-16	.250	6.35	.500	12.70	1.000	25.40	3000	600
VRR-250x750-16	.250	6.35	.750	19.12	1.000	25.40	2000	400
VRR-250x1000-16	.250	6.35	1.000	25.40	1.000	25.40	1500	300
VRR-250x1250-16	.250	6.35	1.250	31.75	1.000	25.40	1000	200
VRR-312x625-16	.312	7.92	.625	15.87	1.000	25.40	2000	400
VRR-312x1781-16	.312	7.92	1.781	45.23	1.000	25.40	1000	200
VRR-375-500-16	.375	9.52	.500	12.70	1.000	25.40	2500	500
VRR-375x875-16	.375	9.52	.875	22.22	1.000	25.40	1500	300
VRR-500x1000-16	.500	12.70	1.000	25.40	1.000	25.40	1000	200
VRR-500x1500-16	.500	12.70	1.500	38.10	1.000	25.40	1000	200
VRR-1170x1340-16	1.170	29.72	1.340	34.04	1.000	25.40	1000	200

Vinyl Squeeze Pull Caps VS Series

Caplugs No.	To Cap Thread Size	Dimensions						Packaging	
		A		B		C		Carton Quantity	Mini Pak Quantity
		In	mm	In	mm	In	mm		
VS-875	7/8	.857	21.77	.60	15.24	1.26	32.00	1750	350
VS-1063	1-1/16	1.041	26.44	.64	16.26	1.38	35.05	1250	250
VS-1313	1-5/16	1.307	33.20	.70	17.78	1.61	40.89	750	150
VS-1625	1-5/8	1.591	40.41	.76	19.30	1.63	41.40	600	120

VSC Series

Vinyl Square Caps

VSC Series vinyl square caps are designed for use with square tubing. The caps are strong and tough, yet flexible enough to stretch out for a perfect fit.

- Available in a wide range of sizes
- Excellent finishing parts

Material: Vinyl **Color:** Black


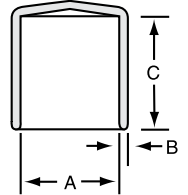
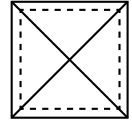
Optional Colors: White, Brown, Orange, Green, Gray, Blue, Yellow, Red

Note:

- VSC-250 through VSC-750 are available in lengths up to 4".
- VSC-1000 through VSC-4000 are available in lengths up to 8".



Several vinyl series are available in temperature-resistant Flex500®.



** Radius edges

Caplugs No.	Dimensions						Packaging	
	A		B		C		Carton Quantity	Mini Pak Quantity
	In	mm	In	mm	In	mm		
VSC-250-8	.250	6.35	.065	1.65	.500	12.70	5000	1000
VSC-250-16	.250	6.35	.065	1.65	1.000	25.40	5000	1000
VSC-312-8	.312	7.92	.060	1.52	.500	12.70	5000	1000
VSC-312-16	.312	7.92	.060	1.52	1.000	25.40	5000	1000
VSC-375-8	.375	9.53	.060	1.52	.500	12.70	2500	500
VSC-375-16	.375	9.53	.060	1.52	1.000	25.40	2500	500
VSC-437-8	.437	11.10	.060	1.52	.500	12.70	5000	1000
VSC-437-16	.437	11.10	.060	1.52	1.000	25.40	5000	1000
VSC-500-8	.500	12.70	.065	1.65	.500	12.70	3000	600
VSC-500-16	.500	12.70	.065	1.65	1.000	25.40	2000	400
VSC-625-8	.625	15.87	.065	1.65	.500	12.70	2500	500
VSC-625-16	.625	15.87	.065	1.65	1.000	25.40	1500	300
VSC-750-8	.750	19.05	.065	1.65	.500	12.70	2000	400
VSC-750-16	.750	19.05	.065	1.65	1.000	25.40	1000	200
VSC-875-14	.870	22.22	.060	1.65	.870	22.22	1000	200
VSC-1000-8	1.000	25.40	.065	1.65	.500	12.70	1500	300
VSC-1000-16	1.000	25.40	.065	1.65	1.000	25.40	900	180
VSC-1250-8	1.250	31.75	.065	1.65	.500	12.70	1000	200
VSC-1250-16	1.250	31.75	.065	1.65	1.000	25.40	700	140
VSC-1500-8	1.500	38.10	.065	1.65	.500	12.70	900	180
VSC-1500-16	1.500	38.10	.065	1.65	1.000	25.40	600	120
VSC-1625-8**	1.625	41.28	.070	1.78	.500	12.70	1000	200
VSC-1625-16**	1.625	41.28	.070	1.78	1.000	25.40	500	100
VSC-1750-8	1.750	44.45	.065	1.65	.500	12.70	700	140
VSC-1750-16	1.750	44.45	.065	1.65	1.000	25.40	500	100
VSC-1875-8	1.875	47.62	.065	1.65	.500	12.70	600	120
VSC-1875-16	1.875	47.62	.065	1.65	1.000	25.40	400	80
VSC-2000-8	2.000	50.80	.065	1.65	.500	12.70	600	120
VSC-2000-16	2.000	50.80	.065	1.65	1.000	25.40	400	80
VSC-2500-16	2.500	63.50	.065	1.65	1.000	25.40	300	60
VSC-3000-16	3.000	76.20	.065	1.65	1.000	25.40	200	40
VSC-3500-16	3.500	88.90	.065	1.65	1.000	25.40	200	40
VSC-4000-16	4.000	101.60	.065	1.65	1.000	25.40	100	20
VSC-8000-24	8.000	203.20	.085	2.16	1.500	38.10	10	n/a

VTC Series



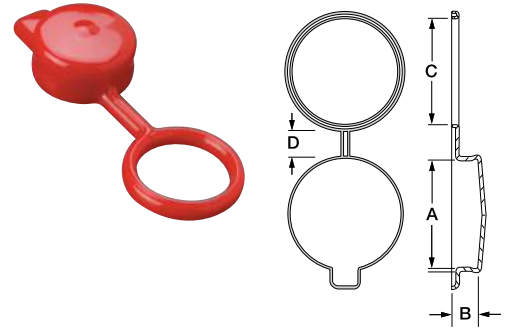
Vinyl Tethered Caps

VTC Series vinyl tethered caps are ideal for applications that need removable and reusable protection. The soft vinyl keeps fittings protected while the tethered design allows the cap to remain on the application when not actively being used.

- Can be reused
- Easy to use

Material: Vinyl **Color:** Black

Optional Colors: White, Brown, Orange, Green, Gray, Blue, Yellow, Red



Vinyl Tethered Caps VTC Series

Caplugs No.	Dimensions								Packaging	
	A		B		C		D		Carton Quantity	Mini Pak Quantity
	In	mm	In	mm	In	mm	In	mm		
VTC-437-8	.437	11.10	.500	12.70	.468	11.88	.500	12.70	3000	600
VTC-500-8	.500	12.70	.500	12.70	.463	11.76	.500	12.70	3500	700
VTC-562-8	.562	14.27	.500	12.70	.593	15.06	.500	12.70	3000	600
VTC-625-8	.625	15.87	.500	12.70	.588	14.93	.500	12.70	3000	600
VTC-725-8	.725	18.41	.500	12.70	.712	18.08	.500	12.70	2500	500
VTC-750-8	.750	19.05	.500	12.70	.781	19.83	.500	12.70	2000	400
VTC-812-8	.812	20.62	.500	12.70	.843	21.41	.500	12.70	2000	400
VTC-812-16	.812	20.62	1.000	25.40	.843	21.40	.500	12.70	1500	300
VTC-850-8	.850	21.58	.500	12.70	.813	20.64	.500	12.70	2000	400
VTC-875-8	.875	22.22	.500	12.70	.838	21.28	.500	12.70	2000	400
VTC-875-16	.875	22.22	1.000	25.40	.838	21.28	.500	12.70	1500	300
VTC-937-8	.937	23.80	.500	12.70	.968	24.59	.500	12.70	2000	400
VTC-937-16	.937	23.80	1.000	25.40	.968	24.58	.750	19.05	1250	250
VTC-1000-16	1.000	25.40	1.000	25.40	1.026	26.05	.750	19.05	1000	200
VTC-1062-8	1.062	26.96	.500	12.70	1.125	28.56	.750	19.05	1500	300
VTC-1103-16	1.103	28.01	1.000	25.40	1.129	28.67	.750	19.05	1000	200
VTC-1125-8	1.125	28.58	.500	12.70	1.188	30.18	.750	19.05	1000	200
VTC-1125-16	1.125	28.56	1.000	25.40	1.188	30.16	.750	19.05	1250	250
VTC-1250-8	1.250	31.75	.500	12.70	1.313	33.35	.750	19.05	1000	200
VTC-1250-16	1.250	31.74	1.000	25.40	1.313	33.34	.750	19.05	1000	200
VTC-1312-16	1.312	33.31	1.000	25.40	1.318	33.46	.750	19.05	1000	200
VTC-1375-8	1.375	34.91	.500	12.70	1.438	36.51	.750	19.05	900	180
VTC-1437-8	1.437	36.49	.500	12.70	1.500	38.09	.750	19.05	800	160
VTC-1500-16	1.500	38.09	1.000	25.40	1.526	38.75	.750	19.05	800	160
VTC-1687-8	1.687	42.83	.500	12.70	1.750	44.43	.750	19.05	700	140
VTC-1750-12	1.750	44.43	.750	19.05	1.693	42.99	.750	19.05	700	140
VTC-1875-12	1.875	47.61	.750	19.05	1.938	49.21	.750	19.05	600	120
VTC-2000-12	2.000	50.78	.750	19.05	2.063	52.38	.750	19.05	600	120
VTC-2125-12	2.125	53.98	.750	19.05	2.068	52.53	.750	19.05	500	100
VTC-2375-12	2.375	60.30	.750	19.05	2.438	61.90	.750	19.05	500	100
VTC-2625-12	2.625	66.65	.750	19.05	2.688	68.25	.750	19.05	400	80
VTC-2750-12	2.750	69.82	.750	19.05	2.813	71.42	.750	19.05	400	80
VTC-2875-12	2.875	73.00	.750	19.05	2.938	74.60	.750	19.05	300	60
VTC-3125-12	3.125	79.34	.750	19.05	3.188	80.94	.750	19.05	300	60
VTC-3625-12	3.625	92.04	.750	19.05	3.688	93.64	.750	19.05	250	50

VVC Series

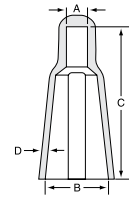
Vent-A-Cap™ Vinyl Caps

VVC Series Vent-A-Cap™ vinyl caps consist of several styles of caps used to protect the ends of tubing connectors and instrument tips. The venting allows for air flow during high-pressure processes ensuring the caps remain secure and provides easy removal. The caps are most commonly used in a range of medical applications.

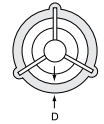
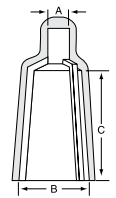
- Series 20, Series 22 and Series 26 are tapered to fit multiple sizes of tubing and instruments
- Series 29 is offered in straight wall

Material: Vinyl **Color:** Black
Optional Colors: White, Brown, Orange, Green, Gray, Blue, Yellow, Red

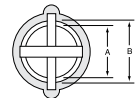
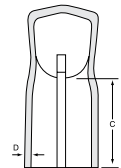
FLEX® 500 Several vinyl series are available in temperature-resistant Flex500®



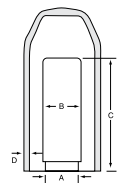
20 Series



22 Series



26 Series



29 Series

Note: VVC Series is available in standard catalog length only.

Caplugs No.	Tube Size	Dimensions								Packaging	
		A		B		C		D		Carton Quantity	Mini Pak Quantity
		In	mm	In	mm	In	mm	In	mm		

20 Series

VVC-2071	1/4 x 1/16	.200	5.08	.425	10.80	1.600	40.64	.055	1.40	5000	1000
VVC-2072	1/4 x 3/32	.250	6.35	.500	12.70	1.600	40.64	.055	1.40	5000	1000
VVC-2073	3/8 x 1/16	.250	6.35	.525	13.34	1.600	40.64	.055	1.40	5000	1000
VVC-2074	3/8 x 3/32	.250	6.35	.610	15.49	1.600	40.64	.055	1.40	5000	1000
VVC-2075	1/2 x 1/16	.250	6.35	.650	16.51	1.600	40.64	.055	1.40	5000	1000
VVC-2076	1/2 x 3/32	.275	6.99	.735	18.67	1.600	40.64	.055	1.40	4000	800

22 Series

VVC-2220	1/8 x 1/32	.080	2.03	.190	4.83	.430	10.92	.045	1.14	10000	1000
VVC-2221	1/8 x 1/16	.156	3.96	.310	7.87	1.075	37.31	.055	1.40	5000	1000
VVC-2222	3/16 x 1/16	.156	3.96	.340	8.64	1.075	27.31	.055	1.40	5000	1000
VVC-2223	1/4 x 1/16	.200	5.08	.400	10.16	1.075	27.31	.055	1.40	5000	1000
VVC-2224	1/4 x 1/32	.240	6.10	.450	11.43	1.075	27.31	.055	1.40	5000	1000
VVC-2225	3/8 x 1/16	.250	6.35	.510	12.95	1.075	27.31	.055	1.40	5000	1000
VVC-2226	3/8 x 3/32	.250	6.35	.590	14.99	1.175	29.85	.055	1.40	4000	800
VVC-2227	1/2 x 1/16	.312	7.92	.650	16.51	1.175	29.85	.060	1.52	4000	800
VVC-2228	1/2 x 3/32	.312	7.92	.700	17.78	1.175	29.85	.060	1.52	3000	600
VVC-2229	1/2 x 1/8	.312	7.92	.750	19.05	1.175	29.85	.060	1.52	3000	600
VVC-2230	5/8 x 3/32	.330	8.38	.880	23.35	1.175	29.85	.065	1.65	3000	600

26 Series

VVC-2600	1/8 x 1/32	.160	4.06	.210	5.33	.400	10.16	.045	1.14	10000	1000
VVC-2601	1/8 x 1/16	.190	4.83	.275	6.99	.650	16.25	.055	1.40	10000	1000
VVC-2602	3/16 x 1/16	.240	6.10	.340	8.64	.650	16.25	.055	1.40	8000	1000
VVC-2603	1/4 x 1/16	.325	8.26	.400	10.16	.750	19.05	.055	1.40	5000	1000
VVC-2604	1/4 x 3/32	.375	9.53	.470	11.94	.750	19.05	.055	1.40	5000	1000
VVC-2605	3/8 x 1/16	.440	11.18	.525	13.34	.750	19.05	.055	1.40	5000	1000
VVC-2606	3/8 x 3/32	.475	12.07	.585	14.86	.750	19.05	.055	1.40	5000	1000
VVC-2607	1/2 x 1/16	.550	13.97	.650	16.51	.800	20.32	.060	1.52	3000	600
VVC-2608	1/2 x 3/32	.630	16.00	.710	18.03	.800	20.32	.060	1.52	3000	600
VVC-2609	1/2 x 1/8	.650	16.51	.775	19.69	.800	20.32	.060	1.52	3000	600
VVC-2610	5/8 x 3/32	.775	19.69	.840	21.34	.800	20.32	.060	1.52	3000	600

29 Series

VVC-2920	1/8 x 1/16	.230	5.84	.281	7.14	.700	17.78	.045	1.14	5000	1000
VVC-2922	3/16 x 1/16	.292	7.45	.343	8.71	.650	16.51	.050	1.27	5000	1000
VVC-2924	1/4 x 1/16	.355	9.02	.415	10.54	.750	19.05	.055	1.40	5000	1000
VVC-2926	1/4 x 3/32	.417	10.59	.477	12.12	.750	19.05	.055	1.40	5000	1000
VVC-2928	3/8 x 1/16	.480	12.19	.540	13.72	.850	21.59	.060	1.52	5000	1000
VVC-2930	3/8 x 3/32	.542	13.77	.602	15.29	.900	22.86	.060	1.52	5000	1000
VVC-2932	1/2 x 3/32	.667	16.94	.737	18.72	.875	22.23	.060	1.52	3000	600
VVC-2934	5/8 x 3/32	.792	20.12	.875	22.23	.875	22.23	.065	1.65	3000	600

VHF Series



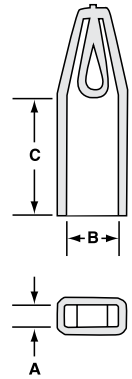
Vinyl Hanger Tips (flat)

VHF Series vinyl hanger tips (flat) are rectangular caps with a flat hanger tip that provides a snug fit to ensure caps remain secure. They are ideal for tools that need to be hung.

Material: Vinyl **Color:** Black

Optional Colors: White, Brown, Orange, Red, Green, Gray, Blue, Yellow

Note: VHF Series is available in lengths up to 1.75".



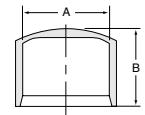
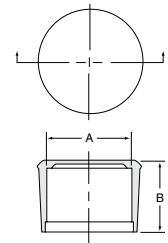
COF Series



Caps for Round Tubing and Rods

COF Series finishing caps for round tubing and rods are economical, attractive glides for everything from household and patio furniture to exercise equipment. The caps cover any scratches, burrs or distortions that may result from cutting operations. In addition, they provide protection against injury from sharp rod and tubing edges.

Material: Low-Density Polyethylene **Color:** Black



COF-7/8 DOME only

FCR Series

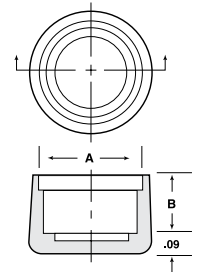


Finishing Caps for Round Tubing

FCR Series finishing caps can be used on numerous products such as furniture, lawn equipment, tools and appliances. The heavy wall construction also makes them ideal for threaded connections where extra protection is required.

- Firm grip prevents accidental removal
- Designed for easy installation

Material: Low-Density Polyethylene **Color:** Black



Vinyl Hanger Tips (flat) VHF Series

Caplugs No.	Dimensions						Packaging	
	A		B		C		Carton Quantity	Mini Pak Quantity
	In	mm	In	mm	In	mm		
VHF-125x750-16	.125	3.17	.750	19.05	1.000	25.40	1500	300
VHF-250x750-16	.250	6.35	.750	19.05	1.000	25.40	1000	200
VHF-250x1000-16	.250	6.35	1.000	25.40	1.000	25.40	900	180
VHF-375x1000-16	.375	9.52	1.000	25.40	1.000	25.40	800	160
VHF-500x1000-16	.500	12.70	1.000	25.40	1.000	25.40	700	140


Caps for Round Tubing and Rods COF Series

Caplugs No.	Dimensions				Packaging	
	A		B		Carton Quantity	Mini Pak Quantity
	In	mm	In	mm		
COF-1/4	.250	6.35	.46	12.00	10000	1000
COF-3/8	.375	9.53	.46	12.00	10000	1000
COF-1/2	.500	12.70	.59	15.00	7000	1000
COF-5/8	.625	15.88	.59	15.00	5000	1000
COF-3/4	.750	19.05	.71	18.00	4000	800
COF-7/8	.875	22.23	.71	18.00	2500	500
COF-7/8-DOME	.875	22.23	.84	21.00	2500	500
COF-1	1.000	25.40	.85	22.00	1500	300
COF-1-1/8	1.125	28.58	.85	22.00	1200	300
COF-1-1/4	1.250	31.75	.98	25.00	1000	200
COF-1-1/2	1.500	38.10	.98	25.00	500	100
COF-1-3/4	1.750	44.45	1.10	28.00	500	100

Finishing Caps for Round Tubing FCR Series

Caplugs No.	Dimensions				Packaging	
	A		B		Carton Quantity	Mini Pak Quantity
	In	mm	In	mm		
FCR-12	.75	19.05	.50	12.70	5000	1000
FCR-14	.88	22.35	.50	12.70	2500	500
FCR-16	1.00	25.40	.50	12.70	2500	500
FCR-18	1.13	28.70	.62	15.75	2500	500
FCR-20	1.25	31.75	.62	15.75	2500	500

RH & RHW Series



Finishing Caps and Washers for Raised Head Screws

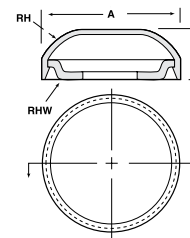
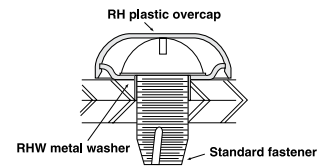
RH Series finishing caps for raised head screws are a combination finishing and protective cap that snaps over a flanged steel washer, replacing the conventional washer. The cap provides dual protection by preventing injury from scraping against sharp fastener edges and by keeping screw head slots free of foreign matter and paint.

RHW Series washers are designed to work with the RH Series Caps

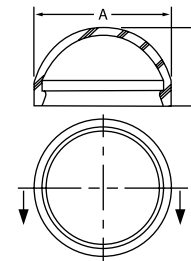
- Adds attractive finish to protruding screw heads

Material: Low-Density Polyethylene (washer - steel, zinc plate)

Color: Black or White (white available in carton only)



RH-10 - Dome Only



Finishing Caps and Washers for Raised Head Screws **RH & RHW Series**

Caplugs No.	SCREW SIZE	Dimensions				Packaging	
		A		B		Carton Quantity	Mini Pak Quantity
		In	mm	In	mm		
RH-06	4, 6, 8	.48	12.19	.15	3.81	5000	1000
RH-08	8, 10, 12	.50	12.70	.21	5.21	5000	1000

The following metal washers are for use with RH-06 & RH-08

RHW-061	4	-	-	-	-	5000	1000
RHW-062	6	-	-	-	-	5000	1000
RHW-063	8	-	-	-	-	5000	1000
RHW-081	12	-	-	-	-	5000	1000

RH-10	8, 10, 12, 1/4	.71	18.03	.21	5.33	5000	1000
RH-10-DOME	8, 10, 12, 1/4	.71	18.03	.41	10.41	5000	1000

The following metal washers are for use with RH-10 and RH-10-DOME

RHW-102	8	-	-	-	-	5000	1000
RHW-103	10	-	-	-	-	5000	1000
RHW-104	12	-	-	-	-	5000	1000
RHW-105	1/4	-	-	-	-	5000	1000

RH-20	1/4, 5/16, 3/8, 7/16, 1/2	1.19	30.23	.37	9.40	2000	400
--------------	---------------------------	------	-------	-----	------	------	-----

The following metal washers are for use with RH-20

RHW-202	10	-	-	-	-	2000	400
RHW-203	1/4	-	-	-	-	2000	400
RHW-204	5/16	-	-	-	-	2000	400
RHW-205	3/8	-	-	-	-	2000	400
RHW-206	7/16	-	-	-	-	2000	400
RHW-207	1/2	-	-	-	-	2000	400

Screw Size	#4	#6	#8	#8	#10	#12	1/4"	5/16"	3/8"	7/16"	1/2"
RH Cap No.	-06			-10, -10 Dome			-20				
Round	-061	-062	-063	-102	-103	-104	-203	-204	-205	-206	-207
Pan	-061	-062	-063	-102	-103	-104	-203	-204	-205	-	-
Fillister	-061	-062	-	-102	-103	-	-203	-204	-	-	-
Truss	-061	-062	-	-102	-103	-	-203	-204	-205	-	-
Binding	-061	-062	-	-102	-103	-104	-203	-204	-205	-	-
Hex	-061	-062	-063	-102	-103	-104	-105 -203	-204	-205	-206	-207

NOTE: When ordering, select the RH Cap and RHW Washer for your size screw. Order as two separate items.
 NOTE: RHW washers are also available for orders in stainless steel.*





plugs

Caplugs plastic plugs protect fabricated components from damage and contaminants during shipping and storage. The plugs are also designed to firmly conceal open ports and unfinished edging.

Thousands of plastic plugs are in stock and ready to ship after selecting a desired style, size, material, color and quantity.

Caplugs stocks more than 400,000,000 parts to meet your needs, when you need it.

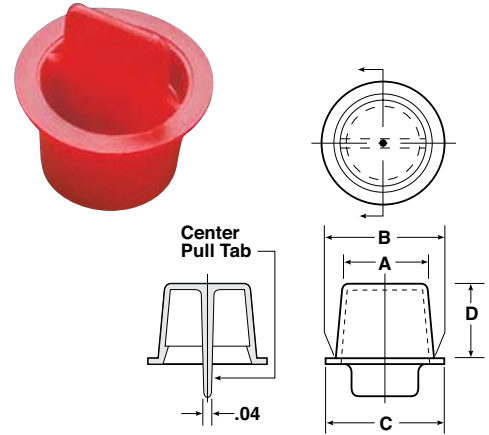
CPT Series

Center Pull-Tab Tapered Plugs

CPT Series pull-tab plugs have the same configuration of standard tapered plugs, with an integral center pull-tab feature which facilitates insertion and removal of the plug.

- Ergonomically friendly to use
- Mimics standard tapered design
- Molded one piece part
- Can be used with O-ring fittings

Material: Low-Density Polyethylene **Color:** Red



Center Pull-Tab Tapered Plugs CPT Series

Caplugs No.	Dimensions								Packaging	
	A		B		C		D		Carton Quantity	Mini Pak Quantity
	In	mm	In	mm	In	mm	In	mm		
CPT-0	.209	5.31	.269	6.83	.38	9.65	.34	8.64	5000	1000
CPT-1	.239	6.07	.303	7.70	.47	11.94	.38	9.65	5000	1000
CPT-1X	.267	6.78	.335	8.51	.47	11.94	.41	10.41	5000	1000
CPT-2	.299	7.59	.367	9.32	.50	12.70	.38	9.65	5000	1000
CPT-2X	.331	8.41	.397	10.08	.56	14.22	.38	9.65	5000	1000
CPT-2XW	.330	8.38	.396	10.06	.73	18.54	.38	9.65	5000	1000
CPT-3	.362	9.19	.428	10.87	.56	14.22	.38	9.65	5000	1000
CPT-3X	.392	9.96	.459	11.66	.59	14.99	.41	10.41	5000	1000
CPT-4	.422	10.72	.486	12.34	.62	15.75	.41	10.41	5000	1000
CPT-4X	.465	11.81	.524	13.31	.76	19.30	.41	10.41	5000	1000
CPT-5	.472	11.99	.548	13.92	.69	17.53	.47	11.94	5000	1000
CPT-5X	.500	12.70	.568	14.43	.72	18.29	.47	11.94	5000	1000
CPT-6	.533	13.54	.608	15.44	.75	19.05	.47	11.94	5000	1000
CPT-6W-LT	.549	13.94	.598	15.19	1.00	25.40	.35	8.89	5000	1000
CPT-6X	.550	13.97	.631	16.03	.75	19.05	.47	11.94	5000	1000
CPT-6XW	.580	14.73	.625	15.88	.78	19.81	.22	5.59	5000	1000
CPT-7	.580	14.73	.688	17.48	.84	21.34	.53	13.46	5000	1000
CPT-7X	.610	15.49	.695	17.65	.84	21.34	.53	13.46	5000	1000
CPT-8	.640	16.26	.727	18.47	.88	22.35	.47	11.94	5000	1000
CPT-8X	.678	17.22	.755	19.18	.88	22.35	.53	13.46	5000	1000
CPT-9	.690	17.53	.788	20.02	.94	23.88	.56	14.22	5000	1000
CPT-9LT	.690	17.53	.788	20.02	.94	23.88	.56	14.22	5000	1000
CPT-9Y	.725	18.42	.770	19.56	.86	21.84	.22	5.59	5000	1000
CPT-9X	.727	18.47	.825	20.96	1.00	25.40	.59	14.99	5000	1000
CPT-10	.752	19.10	.849	21.56	1.00	25.40	.59	14.99	5000	1000
CPT-11	.803	20.40	.912	23.16	1.06	26.92	.66	16.76	2500	500
CPT-12L	.869	22.07	.973	24.71	1.12	28.45	.72	18.29	2500	500
CPT-12	.869	22.07	.973	24.71	1.12	28.45	.66	16.76	2500	500
CPT-12X	.915	23.24	1.040	26.42	1.16	29.46	.72	18.29	5000	1000
CPT-13	.967	24.56	1.092	27.74	1.25	31.75	.78	19.81	1500	300
CPT-13S	1.026	26.06	1.146	29.11	1.34	34.04	.75	19.05	1500	300
CPT-14	1.093	27.76	1.219	30.96	1.41	35.81	.78	19.81	1500	300
CPT-14S	1.100	27.94	1.210	30.73	1.34	34.04	.50	12.70	2500	500
CPT-14X	1.150	29.21	1.274	32.36	1.55	39.37	.50	12.70	2000	400
CPT-14Y	1.179	29.95	1.286	32.66	1.44	36.58	.75	19.05	1500	300
CPT-15	1.224	31.09	1.355	34.42	1.50	38.10	.75	19.05	1000	200
CPT-15X	1.235	31.37	1.360	34.54	1.53	38.86	.75	19.05	1000	200
CPT-15S	1.292	32.82	1.356	34.44	1.50	38.10	.78	19.81	1500	300
CPT-16	1.312	33.32	1.465	37.21	1.62	41.15	.75	19.05	1000	200
CPT-16X	1.344	34.14	1.527	38.79	1.75	44.45	.88	22.35	1000	200
CPT-16S	1.360	34.54	1.420	36.07	1.72	43.69	.53	13.46	1500	300
CPT-17	1.451	36.86	1.601	40.67	1.75	44.45	.75	19.05	1000	200
CPT-18	1.563	39.70	1.455	36.96	1.91	48.51	.72	18.29	1000	200
CPT-18X	1.633	41.48	1.750	44.45	1.94	49.28	.78	19.81	1000	200
CPT-19	1.735	44.07	1.784	45.31	1.94	49.28	.50	12.70	1000	200
CPT-19X	1.760	44.70	1.815	46.10	2.81	71.37	.50	12.70	3500	700
CPT-20	1.797	45.64	1.938	49.23	2.16	54.86	1.00	25.40	500	100
CPT-210S	1.820	46.23	1.835	46.61	2.03	51.56	.50	12.70	1000	200
CPT-221	2.067	52.50	2.243	56.97	2.44	61.98	1.03	26.16	350	70
CPT-24S	2.230	56.64	2.270	57.66	2.50	63.50	.50	12.70	1000	200
CPT-240	2.300	58.42	2.464	62.59	2.66	67.56	1.00	25.40	250	50
CPT-250	2.425	61.59	2.632	66.85	2.88	73.15	1.00	25.40	250	50
CPT-44S	2.698	68.53	2.866	72.80	2.97	75.44	.50	12.70	500	100
CPT-500	2.850	72.39	2.982	75.74	3.28	83.31	.75	19.05	250	50
CPT-501	3.320	84.33	3.452	87.68	3.62	91.95	.75	19.05	250	50

CPT-NF Series

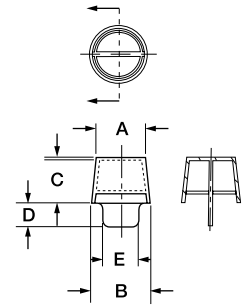


Center Pull-Tab Tapered Plugs without Flange


CPT-NF Series pull-tab tapered plugs are ideal for use in tight places or when two or more openings need to be plugged close together and there is no room for a flange.

- Follows standard taper design
- Flangeless
- Easy to install and remove using tab feature

Material: Low-Density Polyethylene **Color:** Orange



CT Series

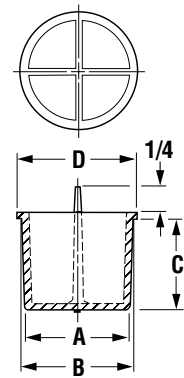


Plugs for Type L and Type M Tubing

CT Series plugs protect Type L and M copper tubing. A tapered body with reinforced cross-braces provides exceptional protection for the tube configuration.

- Durable
- Raised pull tab for easy installation and removal

Material: Low-Density Polyethylene **Color:** Blue



ECP Series

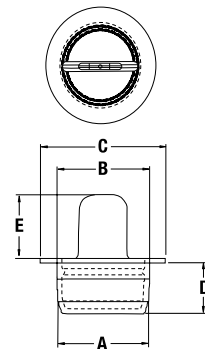


Ergonomic Center Pull-Tab Plugs

ECP Series ergonomic center pull-tab plugs offer the convenience of a center-pull tab plug in an ergonomic material. This series is an excellent alternative to threaded plugs because it saves time and labor during installation and removal of plugs. The tab is molded fully into the end and sidewalls of the plug so it does not break off during plug removal.

- Fit all metric thread pitches for the given diameter
- Color coded for size identification

Material: FlexTemp (Thermoplastic Rubber)
Color: See chart



Center Pull-Tab Tapered Plugs without Flange **CPT-NF Series**

Caplugs No.	Dimensions										Packaging	
	A		B		C		D		E		Carton Quantity	Mini Pak Quantity
	In	mm	In	mm	In	mm	In	mm	In	mm		
CPT-3NF	.362	9.19	.434	11.02	.41	10.41	.34	8.64	.25	6.35	5000	1000
CPT-5XNF	.500	12.70	.573	14.55	.47	11.94	.34	8.64	.38	9.65	5000	1000
CPT-6XNF	.551	14.00	.639	16.23	.50	12.70	.25	6.35	.38	9.65	5000	1000
CPT-8XNF	.678	17.22	.760	19.30	.53	13.46	.25	6.35	.50	12.70	5000	1000
CPT-9XNF	.727	18.47	.831	21.11	.59	14.99	.25	6.35	.50	12.70	5000	1000
CPT-11NF	.803	20.40	.918	23.32	.66	16.76	.25	6.35	.50	12.70	5000	1000
CPT-13NF	.967	24.56	1.097	27.86	.78	19.81	.25	6.35	.75	19.05	1500	300

Plugs for Type L and Type M Tubing **CT Series**

Caplugs No.	Tubing O.D.	Dimensions								Packaging	
		A		B		C		D		Carton Quantity	Mini Pak Quantity
		In	mm	In	mm	In	mm	In	mm		
CT-4	3/8	.320	8.13	.330	8.38	.38	9.65	.38	9.65	7500	1500
CT-8	1/2	.420	10.67	.440	11.18	.38	9.65	.50	12.70	7500	1500
CT-12	5/8	.540	13.72	.560	14.22	.50	12.70	.63	16.00	9000	1800
CT-16	3/4	.660	16.76	.690	17.53	.62	15.75	.75	19.05	5000	1000
CT-20	7/8	.780	19.81	.810	20.57	.75	19.05	.88	22.35	3000	600
CT-24	1-1/8	1.020	25.91	1.050	26.67	.88	22.35	1.13	28.70	1500	300
CT-28	1-3/8	1.260	32.00	1.300	33.02	1.00	25.40	1.38	35.05	1000	200
CT-32	1-5/8	1.500	38.10	1.540	39.12	1.00	25.40	1.63	41.40	700	140
CT-36	2-1/8	1.970	50.04	2.020	51.31	1.00	25.40	2.13	54.10	500	100
CT-40	2-5/8	2.450	62.23	2.500	63.50	1.00	25.40	2.63	66.80	250	50
CT-44	3-1/8	2.930	74.42	2.990	75.95	1.00	25.40	3.13	79.50	200	40
CT-48	3-5/8	3.410	86.61	3.450	87.63	1.00	25.40	3.63	92.20	100	20
CT-52	4-1/8	3.890	98.81	3.930	99.82	1.00	25.40	4.13	104.90	250	50

Ergonomic Center Pull-Tab Plugs **ECP Series**

Caplugs No.	Color	Dimensions										Packaging	
		A		B		C		D		E		Carton Quantity	Mini Pak Quantity
		In	mm	In	mm	In	mm	In	mm	In	mm		
ECP-3/8	Blue	.342	8.67	.35	8.89	.58	14.73	.28	7.11	.40	10.16	5000	1000
ECP-M10	Green	.367	9.33	.38	9.58	.59	15.00	.27	7.00	.39	10.00	5000	1000
ECP-7/16	Yellow	.397	10.08	.41	10.41	.64	16.26	.28	7.11	.40	10.16	5000	1000
ECP-1/2	Natural	.450	11.53	.46	11.68	.67	17.02	.28	7.11	.40	10.16	5000	1000
ECP-M12	Red	.441	11.20	.45	11.45	.67	17.00	.27	7.00	.39	10.00	5000	1000
ECP-M14	Orange	.520	13.20	.53	13.45	.75	19.00	.31	8.00	.39	10.00	5000	1000
ECP-M16	Black	.598	15.20	.61	15.45	.83	21.00	.31	8.00	.39	10.00	5000	1000
ECP-M18	Blue	.663	16.86	.67	17.06	.88	22.40	.34	8.70	.39	10.00	5000	1000
ECP-M20	Red	.748	19.01	.76	19.25	.97	24.60	.35	8.80	.38	9.70	5000	1000
ECP-M22	Yellow	.833	21.18	.84	21.25	1.05	26.70	.39	10.00	.39	10.00	4000	800
ECP-M24	Orange	.888	22.58	.90	22.80	1.10	28.00	.38	9.70	.39	10.00	4000	800
ECP-M27	Black	1.012	25.72	1.03	26.10	1.22	31.10	.46	11.70	.39	10.00	3000	600
ECP-1-1/2	Green	1.420	36.07	1.44	36.58	1.74	44.20	.50	12.70	.40	10.16	2000	400

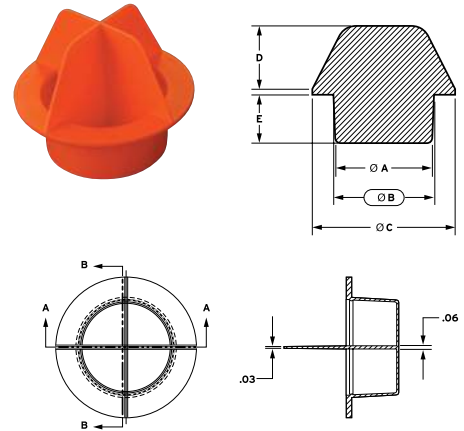
CXT Series

Center Cross Pull-Tab Plug



The CXT Series tapered plugs have the same configuration and dimensions of standard tapered plugs but with an integral cross-design pull tab which facilitates insertion and removal of the plug. The tab extends well above the plug body, making it easy to grasp. Since the tab is molded fully into the end and side walls of the plug, it will not break off during plug removal. Additionally, the cross tabs and wide flange design prevent final connections being made without first remove the plug.

Material: Low-Density Polyethylene **Color:** Orange



WPT Series

Extra-Wide Flange Center Pull Tab

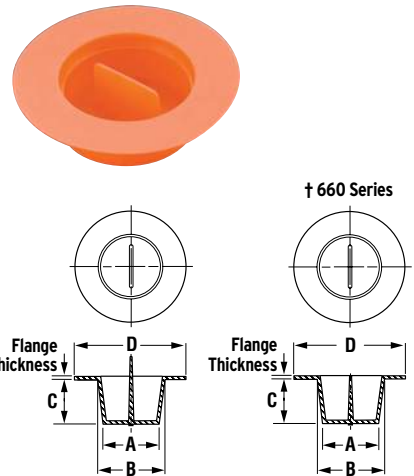


WPT Series tapered plugs feature a center pull-tab design that extends above the flange for easy removal. The extra-wide flange protects more surface area.

- Wide flange
- Tapered design
- Pull tab feature

Material: Low-Density Polyethylene **Color:** Orange

Note: "B" dimension should be at least .02" more than diameter to be plugged. Larger diameters may require more interference.



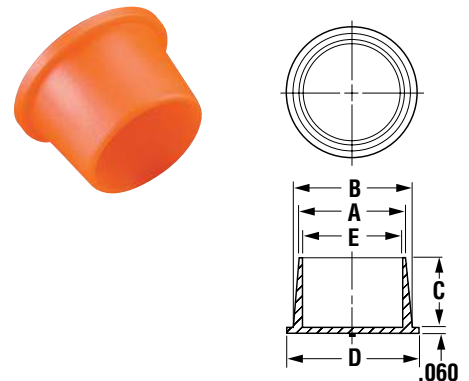
EZP Series

NPT Plugs



EZP Series is designed to plug NPT fittings, but can be used to protect a variety of items. The heavy-duty, tapered, multi-use plug has a flange for easy insertion and removal.

Material: Low-Density Polyethylene **Color:** Orange



Center Cross Pull-Tab Plug **CXT Series**

Caplugs No.	Dimensions										Packaging
	A		B		C		D		E		Carton Quantity
	In	mm	In	mm	In	mm	In	mm	In	mm	
CXT-21	1.202	30.53	1.297	32.94	1.880	47.750	1.000	25.40	.750	19.05	500
CXT-23	1.312	33.32	1.465	37.21	2.000	50.800	1.000	25.40	.660	16.76	500
CXT-26	1.519	38.58	1.602	40.69	2.250	55.130	1.000	25.40	.750	19.05	500
CXT-44F	2.638	67.01	2.759	70.08	3.120	79.250	1.000	25.40	.690	17.53	500

†660 Series have a tab flush with flange (see drawing)

Extra-Wide Flange Center Pull Tab **WPT Series**

Caplugs No.	Dimensions – To Plug Thread Sizes												Packaging	
	NPT/BSP	Standard	Metric	Hole	A		B		C		D		Carton Quantity	Mini Pak Quantity
					In	mm	In	mm	In	mm	In	mm		
WPT-662 †	-	9/16	-	1/2	.480	12.19	.540	13.72	.53	13.46	1.25	31.75	5000	1000
WPT-242-WP	-	11/16	M18 x 1.5	5/8	.590	14.99	.647	16.43	.50	12.70	1.06	26.92	5000	1000
WPT-663 †	1/2	-	-	3/4	.730	18.54	.790	20.07	.50	12.70	1.50	38.10	3000	600
WPT-246-WP	-	7/8	M24	-	.752	19.10	.849	21.56	.50	12.70	1.31	33.27	2500	500
WPT-664 †	3/4	-	-	1	.980	24.89	1.040	26.42	.53	13.46	1.88	47.75	1500	300
WPT-248-WP	-	1-1/16	M27 x 2	-	.921	23.39	1.075	27.31	.75	19.05	1.62	41.15	1500	300
WPT-153-2-WP	-	-	-	-	1.069	27.15	1.188	30.18	.69	17.53	1.73	43.94	1000	200
WPT-250-WP	-	1-15/16	M33 x 2/M36	-	1.202	30.53	1.297	32.94	.75	19.05	1.88	47.75	1000	200
WPT-665 †	-	-	-	1-1/4	1.230	31.24	1.290	32.77	.50	12.70	2.00	50.80	1200	240
WPT-666 †	-	-	-	1-1/2	1.460	37.08	1.550	39.37	.75	19.05	2.38	60.45	500	100
WPT-194-WP	1-1/4	1-5/8	-	-	1.519	38.58	1.602	40.69	.75	19.05	2.25	57.15	500	100
WPT-196-3-WP	-	-	-	-	1.807	45.90	1.932	49.07	.75	19.05	2.53	64.26	500	100
WPT-667 †	2	-	-	2	1.960	49.78	2.050	52.07	.75	19.05	2.75	69.85	500	100
WPT-668 †	-	-	-	2-1/2	2.460	62.48	2.550	64.77	.75	19.05	3.25	82.55	250	50

NPT Plugs **EZP Series**

Caplugs No.	NPT Thread Size	Dimensions										Packaging	
		A		B		C		D		E		Carton Quantity	Mini Pak Quantity
		In	mm	In	mm	In	mm	In	mm	In	mm		
EZP-151	1/8	.331	8.41	.397	10.08	.28	7.11	.52	13.21	.27	6.88	25000	5000
EZP-152	1/4	.422	10.72	.486	12.34	.29	7.37	.61	15.49	.36	9.19	20000	4000
EZP-153	3/8	.550	13.97	.640	16.26	.50	12.70	.77	19.56	.49	12.45	7500	1500
EZP-154	1/2	.691	17.55	.787	19.99	.50	12.70	.91	23.11	.62	15.77	5000	1000
EZP-155	3/4	.870	22.10	.974	24.74	.62	15.75	1.09	27.69	.80	20.32	2500	500
EZP-156	1	1.093	27.76	1.219	30.96	.66	16.76	1.34	34.04	1.02	25.98	1500	300
EZP-157	1-1/4	1.450	36.83	1.585	40.26	.75	19.05	1.72	43.69	1.37	34.80	1000	200
EZP-162	1-1/2	1.742	44.25	1.822	46.28	.75	19.05	2.03	51.56	1.66	42.21	500	100
EZP-163	2	2.232	56.69	2.262	57.45	.86	21.84	2.47	62.74	2.15	54.66	500	100

K Series



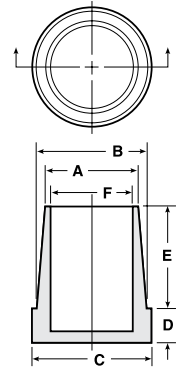
Plugs for Round Tubing

K Series plugs are specially designed for applications where the outside diameter of the closure should not exceed the outside diameter of the tubing. Flange sits flush with outer wall of the tubing, providing positive protection against moisture and debris.

- For Type K Copper Tubing
- Fit round tubing applications

Material: Low-Density Polyethylene **Color:** Red

Applicable Specs: NAS 843



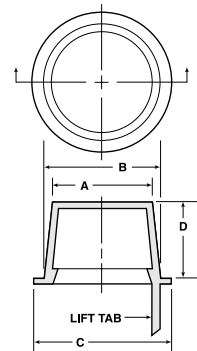
L Series



Lift-Tab Tapered Plugs

L Series plugs have a tapered design with a lift-tab feature to facilitate easy removal. Great for small size openings and in tight areas where a side tab would not be preferred. Pulling the tab exerts an off-center force which breaks the seal between the plug and wall of the opening.

Material: Low-Density Polyethylene **Color:** Red



Caplugs No.	Dimensions								Packaging	
	A		B		C		D		Carton Quantity	Mini Pak Quantity
	In	mm	In	mm	In	mm	In	mm		
L-1	.236	5.99	.302	7.67	.44	11.18	.38	9.65	5000	1000
L-1X	.267	6.78	.335	8.51	.47	11.94	.38	9.65	5000	1000
L-2	.299	7.59	.365	9.27	.50	12.70	.38	9.65	5000	1000
L-2X	.330	8.38	.396	10.06	.53	13.46	.38	9.65	5000	1000
L-3	.361	9.17	.427	10.85	.56	14.22	.38	9.65	5000	1000
L-3X	.390	9.91	.456	11.58	.59	14.99	.38	9.65	5000	1000
L-4	.419	10.64	.485	12.32	.62	15.75	.38	9.65	5000	1000
L-4X	.447	11.35	.513	13.03	.66	16.76	.38	9.65	5000	1000
L-5	.471	11.96	.547	13.89	.69	17.53	.44	11.18	5000	1000
L-5X	.500	12.70	.576	14.63	.72	18.29	.44	11.18	5000	1000
L-6	.532	13.51	.608	15.44	.75	19.05	.44	11.18	5000	1000
L-6X	.550	13.97	.631	16.03	.75	19.05	.47	11.94	5000	1000
L-7	.580	14.73	.667	16.94	.81	20.57	.50	12.70	5000	1000

Plugs for Round Tubing **K Series**

† K-2.5mm is for fiber optic connectors, and also available in black.

Caplugs No.	Will Plug SAE J-528 Tubing or O.D. Inches	Dimensions												Packaging	
		A		B		C		D		E		F		Carton Quantity	Mini Pak Quantity
		In	mm	In	mm	In	mm	In	mm	In	mm	In	mm		
K-2.5mm†	-	.160	4.06	.165	4.19	.22	5.59	.12	3.05	.26	6.60	.10	2.64	5000	1000
K-3	3/16	.105	2.67	.138	3.51	.19	4.83	.19	4.83	.31	7.87	.08	1.78	5000	1000
K-3S	3/16	.105	0.27	.138	3.51	.19	4.83	.06	1.52	.31	7.87	.08	1.78	5000	1000
K-RP-2	3/16	.105	2.67	.140	3.56	.19	4.83	.13	3.30	.25	6.35	-	-	15000	3000
K-4	1/4	.160	4.06	.202	5.13	.24	6.10	.14	3.56	.38	9.65	.14	3.30	5000	1000
K-RP-3	1/4	.165	4.19	.210	5.33	.25	6.35	.13	3.30	.25	6.35	-	-	35000	7000
K-5	5/16	.227	5.77	.272	6.91	.31	7.87	.14	3.56	.38	9.65	.20	5.08	5000	1000
K-6	3/8	.290	7.37	.340	8.64	.37	9.40	.16	4.06	.38	9.65	.26	6.60	5000	1000
K-RP-45	3/8	.290	7.37	.330	8.38	.38	9.65	.13	3.30	.54	13.72	-	-	10000	2000
K-RP-5	3/8	.290	7.37	.345	8.76	.38	9.65	.13	3.30	.50	12.70	-	-	10000	2000
K-8	1/2	.411	10.44	.466	11.84	.50	12.70	.16	4.06	.38	9.65	.38	9.65	5000	1000
K-10	5/8	.530	13.46	.587	14.91	.62	15.75	.19	4.83	.56	14.22	.50	12.70	5000	1000
K-RP-75	11/16	.550	13.97	.640	16.26	.69	17.53	.13	3.30	.50	12.70	-	-	7500	1500
K-11S	5/8	.530	13.46	.580	14.73	.67	17.02	.37	9.40	.56	14.22	.51	12.95	5000	1000
K-12	3/4	.650	16.51	.712	18.09	.75	19.05	.19	4.83	.56	14.22	.62	15.75	5000	1000
K-12S	-	.609	15.47	.664	16.87	.73	18.54	.38	9.65	.56	14.22	.58	14.73	5000	1000
K-RP-9	29/32	.734	18.64	.834	21.18	.91	23.11	.13	3.30	.62	15.75	-	-	3500	700

Lift-Tab Tapered Plugs **L Series**

Caplugs No.	Dimensions								Packaging	
	A		B		C		D		Carton Quantity	Mini Pak Quantity
	In	mm	In	mm	In	mm	In	mm		
L-7X	.610	15.49	.695	17.65	.84	21.34	.50	12.70	5000	1000
L-8	.640	16.26	.727	18.47	.88	22.35	.50	12.70	5000	1000
L-8W	.643	16.33	.726	18.44	1.03	26.16	.50	12.70	5000	1000
L-8X	.675	17.15	.755	19.18	.88	22.35	.50	12.70	5000	1000
L-9	.690	17.53	.788	20.02	.94	23.88	.56	14.22	5000	1000
L-9X	.725	18.42	.823	20.91	.97	24.64	.56	14.22	5000	1000
L-10	.750	19.05	.848	21.54	1.00	25.40	.56	14.22	5000	1000
L-11	.802	20.37	.911	23.14	1.06	26.93	.62	15.75	5000	1000
L-11X	.815	20.70	.930	23.62	1.09	27.69	.62	15.75	5000	1000
L-12	.866	21.99	.975	24.77	1.12	28.45	.62	15.75	5000	1000
L-12X	.915	23.24	1.040	26.42	1.16	29.47	.68	17.27	5000	1000
L-13A	.960	24.38	1.047	26.59	1.19	30.23	.50	12.70	5000	1000
L-13	.964	24.49	1.090	27.69	1.25	31.75	.75	19.05	2500	500
L-13X	.995	25.27	1.145	29.08	1.31	33.28	.75	19.05	2500	500
L-14	1.094	27.79	1.215	30.86	1.41	35.82	.75	19.05	2500	500
L-14X	1.175	29.85	1.284	32.61	1.44	36.58	.62	15.75	2500	500
L-ST 250	1.179	29.95	1.286	32.66	1.44	36.58	.75	19.05	1500	300
L-15X	1.235	31.37	1.360	34.55	1.50	38.10	.81	20.57	2500	500
L-16	1.312	33.33	1.465	37.21	1.62	41.15	.88	22.35	1000	200
L-17	1.447	36.76	1.600	40.64	1.75	44.45	.88	22.35	1000	200
L-ST 254	1.451	36.86	1.601	40.67	1.75	44.45	.75	19.05	1000	200
L-18	1.560	39.63	1.682	42.72	1.88	47.75	.75	19.05	1000	200
L-18X	1.630	41.40	1.750	44.45	1.94	49.28	.75	19.05	1000	200
L-ST 255	1.633	41.48	1.750	44.45	1.84	46.74	.75	19.05	750	150
L-19	1.750	44.45	1.880	47.75	2.00	50.80	.75	19.05	1000	200
L-20	1.780	45.21	1.950	49.53	2.12	53.85	1.00	25.40	1000	200
L-210	1.844	46.84	2.000	50.80	2.12	53.85	1.00	25.40	1000	200
L-21	1.900	48.26	2.076	52.73	2.25	57.15	1.00	25.40	1000	200

non-threaded

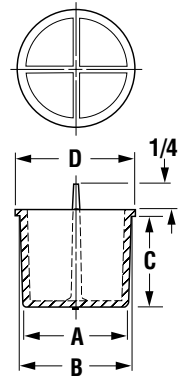
OT Series



Plugs for Type K Style Tubing

OT Series are designed to protect Type K-Style copper tubing. Tapered body with reinforced cross-braces provides exceptional protection for the tube configuration.

Material: Low-Density Polyethylene **Color:** Green



PZP Series

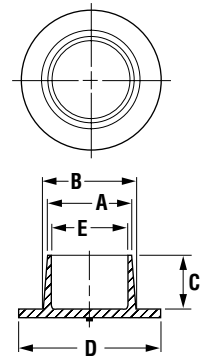


Unified Plugs

PZP Series tapered plugs are designed to protect hydraulic and air-hose fittings, but are versatile enough to fit a variety of applications. The thick flange enables easy installation and removal.

- For Unified Thread
- Plugs tube ends

Material: Low-Density Polyethylene **Color:** Orange



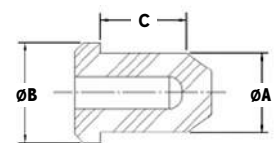
RSP Series



Rubber Resealable Plugs

RSP Series provide industries with a plug for use during shipping and pressure testing of copper tubing and HVAC compressors. The rubber plug reseals itself after any nitrogen charging that may occur during shipping.

Material: Styrene Butadiene Rubber **Color:** Black



Available in 2014

Plugs for Type K Style Tubing **OT Series**

Caplugs No.	Dimensions									Packaging	
	Tubing O.D.	A		B		C		D		Carton Quantity	Mini Pak Quantity
		In	mm	In	mm	In	mm	In	mm		
OT-4	3/8	.302	7.67	.312	7.92	.38	9.65	.38	9.65	7500	1500
OT-8	1/2	.394	10.01	.414	10.52	.38	9.65	.50	12.70	7500	1500
OT-12	5/8	.523	13.28	.543	13.79	.50	12.70	.63	16.00	9000	1800
OT-16	3/4	.646	16.41	.676	17.17	.62	15.75	.75	19.05	5000	1000
OT-20	7/8	.740	18.80	.770	19.56	.75	19.05	.88	22.35	3000	600
OT-24	1-1/8	.990	25.15	1.020	25.91	.88	22.35	1.12	28.45	1500	300
OT-28	1-3/8	1.240	31.50	1.280	32.51	1.00	25.40	1.38	35.05	1000	200
OT-32	1-5/8	1.477	37.52	1.517	38.53	1.00	25.40	1.62	41.15	500	100
OT-36	2-1/8	1.960	49.78	2.010	51.05	1.00	25.40	2.13	54.10	500	100
OT-40	2-5/8	2.420	61.47	2.470	62.74	1.00	25.40	2.63	66.80	250	50
OT-44	3-1/8	2.892	73.46	2.952	74.98	1.00	25.40	3.13	79.50	200	40

Unified Plugs **PZP Series**

Caplugs No.	Dimensions											Packaging		
	Standard Thread Size	Hole Size	A		B		C		D		E		Carton Quantity	Mini Pak Quantity
			In	mm	In	mm	In	mm	In	mm	In	mm		
PZP-201	-	9/16	.550	13.97	.590	14.99	.50	12.70	.75	19.05	.49	12.45	10000	2000
PZP-100	3/4	-	.658	16.71	.738	18.75	.50	12.70	1.09	27.69	.59	15.09	3500	700
PZP-101	7/8	-	.755	19.18	.870	22.10	.50	12.70	1.19	30.23	.69	17.55	3000	600
PZP-111	1-1/16	-	.940	23.88	1.044	26.52	.62	15.75	1.62	41.15	.88	22.35	1500	300
PZP-202	-	1-1/16	1.040	26.42	1.100	27.94	.62	15.75	1.31	33.27	.97	24.64	2500	500
PZP-104	1-1/4	-	1.188	30.18	1.305	33.15	.69	17.53	1.91	48.51	1.12	28.40	1000	200
PZP-107	1-3/4	-	1.475	37.47	1.636	41.55	.69	17.53	2.27	57.66	1.41	35.69	500	100
PZP-204	-	1-5/8	1.600	40.64	1.660	42.16	.75	19.05	1.88	47.75	1.53	38.86	1000	200
PZP-205	-	1-7/8	1.850	46.99	1.910	48.51	.75	19.05	2.13	54.10	1.78	45.21	500	100

Rubber Resealable Plugs **RSP Series**

Caplugs No.	Dimensions							Packaging	
	To Fit Tube Size	A		B		C		Carton Quantity	Mini Pak Quantity
		In	mm	In	mm	In	mm		
RSP-5	5/16	.380	10.033	.500	12.827	.450	11.430	Contact Customer Service for Availability	
RSP-6	3/8	.460	11.176	.580	14.224	.450	11.430	Contact Customer Service for Availability	
RSP-8	1/2	.555	14.351	.675	17.653	.500	12.700	Contact Customer Service for Availability	
RSP-10	5/8	.680	17.526	.800	20.574	.500	12.700	Contact Customer Service for Availability	
RSP-12	3/4	.810	20.574	.970	24.638	.550	12.700	Contact Customer Service for Availability	
RSP-14	7/8	.950	24.130	1.070	27.178	.625	15.240	Contact Customer Service for Availability	

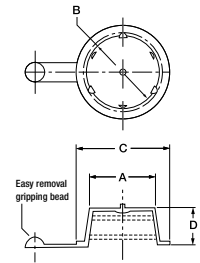
SPT Series



Side Pull-Tab Plugs

SPT Series side pull-tab plugs have shallow plugs with small flanges, ideal for plugging open ports in areas with limited space. The pull-tab is molded with a small bead to enable easy gripping and removal, and the plugs are color coded by size for your convenience.

Material: Low-Density Polyethylene **Color:** See chart



STC Series



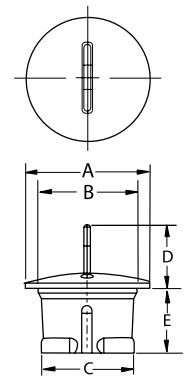
Snap-to-Connect Plugs

STC Series plugs are for use on coupling ports on hydraulic motors, pumps and other control devices. Designed with a tab feature to reduce installation and removal time.


- Easy to use
- Multiple applications
- Provides a tight fit with a sealing bead

Material: Flex Temp (Thermoplastic rubber) **Color:** Black

Note: C dimension includes bead



TP Series

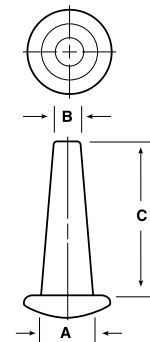


Tapered Vinyl Plugs

TP Series tapered vinyl plugs are designed with a distinct tapered configuration, making them ideal for plugging small holes, ranging in diameter from .07" to .34".

- Flexibility of the vinyl allows these plugs to push in and pull out easily
- Color coded for easy size identification

Material: Vinyl **Color:** See chart



Side Pull-Tab Plugs **SPT Series**

* SPT-9CR has cross ribs on the inside diameter.

Caplugs No.	To Fit Thread Size	Color	Dimensions								Packaging	
			A		B		C		D		Carton Quantity	Mini Pak Quantity
			In	mm	In	mm	In	mm	In	mm		
SPT-6	3/8 - 18 NPT	Blue	.546	13.89	.64	16.38	.78	19.81	.28	7.11	12000	1000
SPT-8	3/4 - 18 UN	Yellow	.637	16.18	.75	19.23	.86	21.84	.24	6.10	12000	1000
SPT-9	1/2 - 14 NPT	Green	.691	17.55	.79	20.29	.86	21.84	.24	6.10	12000	1000
SPT-9CR*	1/2 - 14 NPT	Red	.691	17.55	.79	20.29	.86	21.84	.24	6.1	8000	1600

Snap-to-Connect Plugs **STC Series**

Caplugs No.	Dimensions										Packaging	
	A		B		C		D		E		Carton Quantity	Mini Pak Quantity
	In	mm	In	mm	In	mm	In	mm	In	mm		
STC-06-PLUG	.57	14.48	.43	10.92	.38	9.65	.56	14.22	.47	11.94	5000	1000
STC-08-PLUG	.70	17.78	.59	14.99	.51	12.95	.56	14.22	.60	15.24	5000	1000
STC-10-PLUG	.86	21.84	.72	18.29	.64	16.26	.56	14.22	.61	15.49	5000	1000
STC-12-PLUG	1.11	28.19	.89	22.61	.83	21.08	.56	14.22	.59	14.99	4000	800
STC-16-PLUG	1.36	34.54	1.13	28.70	1.07	27.18	.56	14.22	.99	25.15	2000	800


† Mini and Micro Paks only available in standard color.

‡ Minimum order for Micro Paks is 2.

Tapered Vinyl Plugs **TP Series**

Caplugs No.	Color	Dimensions						Packaging		
		A		B *REF		C		Carton Quantity	Mini Pak † Quantity	Micro Pak ‡ Quantity
		In	mm	In	mm	In	mm			
TP-4	Red	.15	3.81	.07	1.78	.500	12.70	5000	1000	50
TP-6	Blue	.20	5.08	.10	2.54	.500	12.70	5000	1000	50
TP-8	Green	.25	6.35	.14	3.56	.750	19.05	5000	1000	50
TP-9	Brown	.30	7.62	.14	3.56	1.000	25.40	5000	1000	50
TP-10	Orange	.31	7.87	.16	4.06	.750	19.05	5000	1000	50
TP-11	Gray	.31	7.87	.19	4.83	1.000	25.40	5000	1000	50
TP-12	Red	.34	8.64	.19	4.83	.750	19.05	5000	1000	50

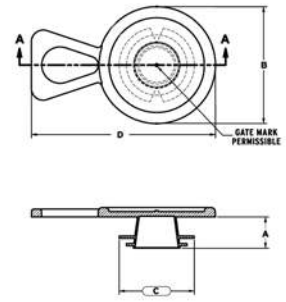
UPP Series



Universal Pull Plug Series

UPP Series plugs for threaded ports protect against dirt, debris, and other contaminants during shipping and/or production. Designed with a flexible pull tab, they can be installed and removed quickly and easily without fastening or hand tools. Commonly used in the automotive and hydraulic markets. Size configurations to cover 25 different thread specifications including UN, Metric and BSP.

Material: Low-Density Polyethylene **Color:** Red



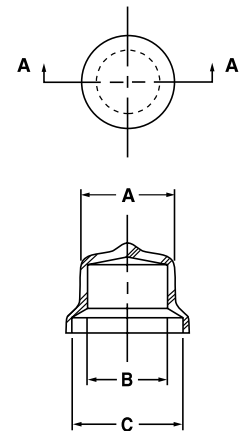
VTP Series



Flexible Vinyl Tapered Plugs

VTP Series vinyl plugs provide a snug yet flexible fit when pushed into open ports, ensuring a tight closure that will not pop out accidentally during processing or shipping. A simple tug on the flanged lip of an installed VTP breaks the seal for easy removal. The plugs are molded from a specially formulated, non-shredding vinyl that offers an attractive, high-gloss finish to products.

Material: Vinyl **Color:** Red **Optional Colors:** White, brown, orange, green, gray, blue, yellow



ADP Series

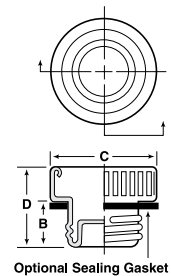


Threaded Aluminum Plugs for Flareless Tube and Hose Assemblies

ADP Series threaded aluminum plugs offer a dimpled nose section to form a low-pressure seal with tube ends and hose assemblies.

- Optional Gaskets: Neoprene, Butyl, Buna N Rubber
- Specs: MIL-C-5501/2, NAS 842

Material: 3003-0 Aluminum Alloy **Color:** Silver



Universal Pull Plug Series UPP Series

Caplugs No.	Dimensions								Packaging
	A		B		C		D		Carton Quantity
	In	mm	In	mm	In	mm	In	mm	
UPP-10-12	.354	8.992	.748	18.999	.504	12.802	1.339	34.000	5000
UPP-14-16	.276	7.010	.894	22.708	.65	16.510	1.550	39.400	5000
UPP-18-20	.315	8.001	1.181	29.997	.756	19.202	1.850	47.000	5000
UPP-26-28	.374	9.500	1.575	40.005	1.071	27.203	2.244	57.000	2500

† Mini and Micro Paks only available in standard color.
‡ Minimum order for Micro Paks is 2 Paks.

Flexible Vinyl Tapered Plugs VTP Series

Caplugs No.	Dimensions								Packaging		
	To Fit Thread Size		A		B		C		Carton Quantity	Mini Pak Quantity	Micro Pak Quantity
	NPT	Standard	In	mm	In	mm	In	mm			
VTP-05	-	1/4	.195	4.95	.125	3.18	.300	7.62	5000	1000	100
VTP-1	-	5/16	.290	7.37	.210	5.33	.406	10.31	5000	1000	100
VTP-2	1/8	3/8	.400	10.16	.290	7.37	.437	11.10	5000	1000	100
VTP-25	-	7/16	.445	11.30	.340	8.64	.500	12.70	5000	1000	100
VTP-3	1/4	1/2	.530	13.46	.365	9.27	.555	14.10	5000	1000	100
VTP-35	-	9/16	.570	14.48	.445	11.30	.625	15.88	2500	500	50
VTP-4	3/8	5/8	.640	16.26	.520	13.21	.750	19.05	2500	500	50
VTP-5	1/2	3/4	.800	20.32	.682	17.32	.937	23.80	2500	500	50
VTP-55	3/4	7/8	.870	22.10	.732	18.59	1.000	25.40	1000	200	25
VTP-6	3/4	1-1/16	1.025	28.04	.891	22.63	1.188	30.18	1000	200	25
VTP-7	1	1-3/16, 1-1/4, 1-5/16	1.275	32.39	1.147	29.13	1.453	36.91	1000	200	25

Threaded Aluminum Plugs for Flareless Tube and Hose Assemblies ADP Series

Caplugs No.	Dimensions								Packaging	
	To Fit Tube Size	To Fit Thread Size	A		B		C		Carton Quantity	Mini Pak Quantity
			In	mm	In	mm	In	mm		
ADP-2	5/32	5/16 - 24	.34	8.64	.47	11.94	.52	13.21	5500	1000
ADP-3	3/16	3/8 - 24	.28	7.11	.57	14.48	.52	13.21	5000	1000
ADP-4	1/4	7/16 - 20	.29	7.37	.61	15.49	.54	13.72	7000	1000
ADP-5	5/16	1/2 - 20	.32	8.13	.70	17.78	.55	13.97	5500	1000
ADP-6	3/8	9/16 - 18	.33	8.38	.76	19.30	.60	15.24	4000	1000
ADP-7	7/16	5/8 - 18	.31	7.87	.90	22.86	.59	14.99	5000	1000
ADP-8	1/2	3/4 - 16	.43	10.92	.94	23.88	.72	18.29	4700	800
ADP-10	5/8	7/8 - 14	.49	12.45	1.11	28.20	.74	18.80	3500	500
ADP-12	3/4	1-1/16 - 12	.47	11.94	1.38	35.05	.81	20.57	1900	500
ADP-16	1	1-5/16 - 12	.45	11.43	1.53	38.86	.82	20.83	1200	200
ADP-24	1-1/2	1-7/8 - 12	.63	16.00	2.52	64.01	.93	23.62	500	100

AFO Series

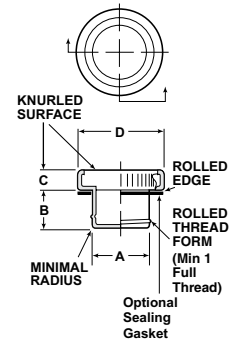


Threaded Aluminum Plugs for Flat-Faced O-Ring Hydraulic Fittings

AFO Series threaded aluminum plugs are designed for positive, metal-to-metal threaded protection.

- Optional Gaskets: Neoprene, Butyl, Buna N Rubber

Material: 3003-0 Aluminum Alloy **Color:** Silver



ASP Series

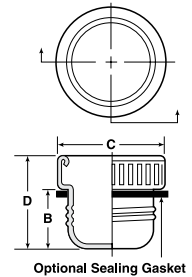


Threaded Aluminum Plugs for 37° Flared Fittings and Straight-Threaded Ports


ASP Series threaded aluminum plugs protect 37° flared fittings and straight-threaded ports.

- Nose section seals on flared fittings with no gasket
- Optional Gaskets: Butyl and Buna N Rubber
- Specs: MIL-C-5501/1, NAS-818, NAS-836

Material: 3003-0 Aluminum Alloy **Color:** Silver



BSP Series

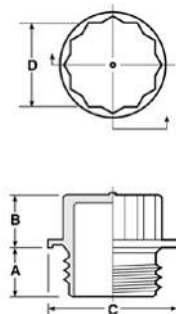


Threaded Plugs for British Standard Pipe Fittings

BSP Series threaded plugs provide positive protective sealing on ports threaded for British Standard Pipe fittings. The series has a unique flange compression seal which prevents leakage of residual fluid.

- Designed for easy finger installation
- 12-point head enables socket or wrench tightening for positive seal

Material: Polypropylene **Color:** Yellow



Threaded Aluminum Plugs for Flat-Faced O-Ring Hydraulic Fittings **AFO Series**

Caplugs No.	To Fit Thread Size	Dimensions								Packaging	
		A		B		C		D		Carton Quantity	Mini Pak Quantity
		In	mm	In	mm	In	mm	In	mm		
AFO-60	11/16 - 16	.607	15.42	.48	12.20	.29	7.37	.94	23.88	4500	1000
AFO-80	13/16 - 16	.730	18.54	.53	13.50	.29	7.37	1.11	28.20	3200	400
AFO-100	1 - 14	.907	23.04	.63	16.00	.31	7.87	1.38	35.05	1700	300
AFO-120	1-3/16 - 12	1.080	27.43	.70	17.80	.31	7.87	1.38	35.05	1400	300
AFO-160	1-7/16 - 12	1.330	33.78	.70	17.80	.43	10.92	2.00	50.80	650	100
AFO-180	1-11/16 - 12	1.582	40.17	.89	22.60	.35	8.89	2.31	58.65	500	100

Threaded Aluminum Plugs for 37° Flared Fittings and Straight-Threaded Ports **ASP Series**

Caplugs No.	To Fit Thread Size	Dimensions						Packaging	
		B		C		D		Carton Quantity	Mini Pak Quantity
		In	mm	In	mm	In	mm		
ASP-3	3/8 - 24	.37	9.40	.57	14.48	.61	15.49	4500	1000
ASP-4	7/16 - 20	.46	11.70	.61	15.49	.71	18.03	5000	1000
ASP-5	1/2 - 20	.47	11.90	.70	17.78	.70	17.78	5000	1000
ASP-6	9/16 - 18	.50	12.70	.76	19.30	.77	19.56	5000	1000
ASP-7	5/8 - 18	.50	12.70	.90	22.86	.78	19.81	5000	1000
ASP-8	3/4 - 16	.61	15.50	.94	23.88	.90	22.86	4000	800
ASP-10	7/8 - 14	.70	17.80	1.11	28.20	.95	24.13	3000	500
ASP-12	1-1/16 - 12	.65	16.50	1.38	35.05	.99	25.15	1700	500
ASP-16	1-5/16 - 12	.71	18.00	1.53	38.86	1.08	27.43	1150	200
ASP-24	1-7/8 - 12	.88	22.40	2.50	63.50	1.24	31.50	400	80

Threaded Plugs for British Standard Pipe Fittings **BSP Series**

Caplugs No.	To Fit Thread Size	Dimensions						Packaging		
		A		B		C		12-Point Socket Size D	Carton Quantity	Mini Pak Quantity
		In	mm	In	mm	In	mm			
BSP-1/4	G 1/4	.36	9.14	.33	8.38	.728	18.49	11	5000	1000
BSP-3/8	G 3/8	.36	9.14	.33	8.38	.886	22.51	14	4000	800
BSP-1/2	G 1/2	.43	10.92	.44	11.18	1.043	26.49	18	2000	400
BSP-3/4	G 3/4	.43	10.92	.44	11.18	1.339	33.78	24	2000	400

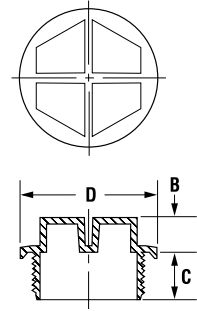
BT Series

Sealing Plugs for British Standard Pipe Fittings

BT Series sealing plugs are designed to protect British Standard Pipe fittings. The plugs are engineered with five complete threads to provide a tight fit.

- Easily installed with a screwdriver, socket wrench, power tool or manually
- "Sealing lip" enables each plug to provide a secure seal

Material: Nylon **Color:** Yellow



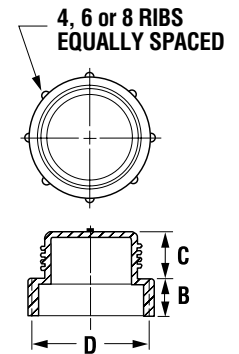
DPN Series

Threaded (UN and UNS) Plugs

DPN Series threaded plugs were designed for use in aircraft and hydraulic equipment applications to seal out contaminants while protecting threads. A rolled thread allows the plug to be pushed or threaded on.

- Meet UN/UNS specifications
- External ribs aid in installation and removal
- Flanged to create a tight seal

Material: High-Density Polyethylene **Color:** Blue

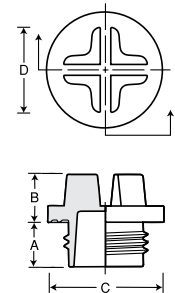



MSP Series

Slotted-Head Plastic Plugs for Metric-Threaded Ports

MSP Series plugs feature two concentric raised rings on the underside of the flange to provide a positive seal for metric-threaded parts. Cross-slotted head makes it easy to tighten or remove with a screwdriver.

Material: High-Density Polyethylene **Color:** Green



Sealing Plugs for British Standard Pipe Fittings **BT Series**

Caplugs No.	To Plug BSP Thread Size	Dimensions						Packaging	
		B		C		D		Carton Quantity	Mini Pak Quantity
		In	mm	In	mm	In	mm		
BT-0250	G 1/4	.39	9.91	.35	8.89	.76	19.30	7000	1400
BT-0375	G 3/8	.43	10.92	.35	8.89	.87	22.10	4000	800
BT-0500	G 1/2	.51	12.95	.47	11.94	1.07	27.18	2500	500
BT-0750	G 3/4	.51	12.95	.47	11.94	1.27	32.26	1600	320
BT-1000	G 1	.55	13.97	.59	14.99	1.57	39.88	900	180
BT-1250	G 1-1/4	.59	14.99	.59	14.99	1.98	50.29	550	110
BT-1500	G 1-1/2	.59	14.99	.59	14.99	2.18	55.37	450	90
BT-2000	G 2	.59	14.99	.59	14.99	2.69	68.33	250	50

Threaded (UN and UNS) Plugs **DPN Series**

Caplugs No.	To Fit Tube Size	To Fit Thread Size	Dimensions						Packaging	
			B		C		D		Carton Quantity	Mini Pak Quantity
			In	mm	In	mm	In	mm		
DPN-3	3/16	3/8 - 28	.25	6.35	.28	7.11	.44	11.18	10000	2000
DPN-4	1/4	7/16 - 24	.31	7.87	.30	7.62	.56	14.22	7000	1400
DPN-5	5/16	1/2 - 24	.31	7.87	.30	7.62	.62	15.75	10000	2000
DPN-6	3/8	9/16 - 20	.31	7.87	.32	8.13	.69	17.53	10000	2000
DPN-8	1/2	23/32 - 20	.31	7.87	.32	8.13	.88	22.35	5000	1000
DPN-10	5/8	27/32 - 18	.31	7.87	.40	10.16	1.00	25.40	3500	700
DPN-12	3/4	1 - 16	.31	7.87	.42	10.67	1.12	28.45	2500	500
DPN-14	7/8	1-1/8 - 16	.25	6.35	.45	11.43	1.25	31.75	2500	500
DPN-16	1	1-1/4 - 14	.25	6.35	.45	11.43	1.38	35.05	2000	400
DPN-20	1-1/4	1-33/64 - 14	.25	6.35	.45	11.43	1.62	41.15	1000	200
DPN-21S	1-1/4	1-37/64 - 14	.25	6.35	.46	11.68	1.75	44.45	1000	200
DPN-24	1-1/2	1-25/32 - 14	.25	6.35	.55	13.97	2.00	50.80	1000	200
DPN-25S	1-1/2	1-27/32 - 14	.25	6.35	.55	13.97	2.12	53.85	1000	200

Slotted-Head Plastic Plugs for Metric-Threaded Ports **MSP Series**

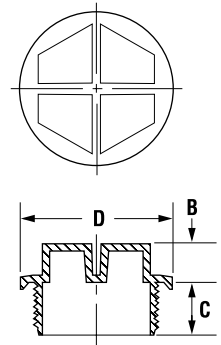
Caplugs No.	To Plug Thread Size	Dimensions								Packaging	
		A		B		C		D		Carton Quantity	Mini Pak Quantity
		In	mm	In	mm	In	mm	In	mm		
MSP-14x1.5	14mm x 1.5mm	.33	8.30	.32	8.20	.86	21.80	.59	15.00	4000	800
MSP-16x1.5	16mm x 1.5mm	.33	8.50	.24	9.00	.86	21.80	.63	16.00	4000	800

MT Series

Metric Sealing Plugs

MT Series are designed to protect metric fittings with five complete threads to provide a tight fit and secure seal. May be applied or removed with a screwdriver, socket wrench or manually.

Material: Nylon 6 **Color:** Yellow

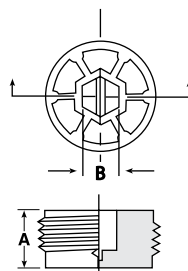


P Series

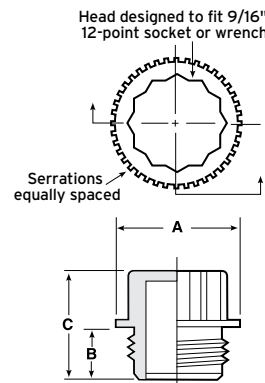
Plastic Threaded Plugs for Pipe Fittings

P Series plastic threaded plugs are available in six different styles for tapered and straight threads. Designed to keep out moisture, dirt and other contaminants in pipe fittings.

Material: High-Density Polyethylene **Color:** Red

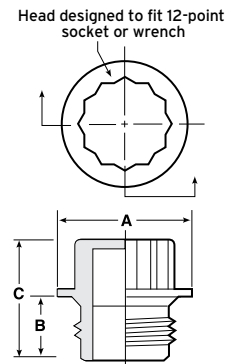


Caplugs No. P-68VH



This style is suitable for optional gasketing.

Caplugs Nos. P-18B thru P-68B



Material: Polypropylene
Caplugs No. P-48C

Straight Threads



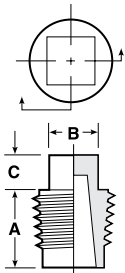
Metric Sealing Plugs MT Series

Caplugs No.	To Plug Metric Thread Size	Dimensions			Packaging	
		B mm	C mm	D mm	Carton Quantity	Mini Pak Quantity
MT-10	M10 x 1	9.91	7.11	14.22	10000	2000
MT-12	M12 x 1.5	9.91	9.91	17.27	8000	1600
MT-14	M14 x 1.5	9.91	9.91	19.30	6000	1200
MT-16	M16 x 1.5	9.91	9.91	22.10	4500	900
MT-18	M18 x 1.5	10.92	9.91	23.88	4000	800
MT-20	M20 x 1.5	13.97	9.91	25.91	2800	560
MT-22	M22 x 1.5	13.97	9.91	27.18	2500	500
MT-24	M24 x 1.5	13.97	12.00	31.50	2200	440
MT-26	M26 x 1.5	13.97	9.91	32.00	1700	340
MT-27	M27 x 2	13.97	12.95	32.26	1500	300
MT-33	M33 x 2	13.97	12.95	40.39	900	180

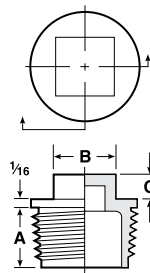
* Meets NAS 840 specifications.

Plastic Threaded Plugs for Pipe Fittings P Series

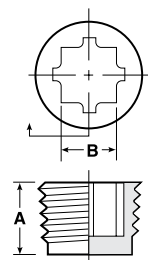
Caplugs No.	To Fit Thread Size	Dimensions						Packaging	
		A		B		C		Carton Quantity	Mini Pak Quantity
		In	mm	In	mm	In	mm		
P-18	1/8 NPT	.44	11.18	.28	7.11	.25	6.35	5000	1000
P-28	1/4 NPT	.50	12.70	.37	9.40	.25	6.35	5000	1000
P-38	3/8 NPT	.56	14.22	.44	11.18	.25	6.35	5000	1000
P-48	1/2 NPT	.59	14.99	.56	14.22	.25	6.35	2500	500
P-108	1-1/4 NPT	.75	19.05	.75	19.05	.25	6.35	800	160
P-128	1-1/2 NPT	.97	24.64	1.25	31.75	.38	9.65	700	140
P-68H	3/4 NPT	.62	15.75	.62	15.75	.25	6.35	1000	200
P-88H	1 NPT	.72	18.29	.81	20.57	.31	7.87	1000	200
P-68V	3/4 NPT	.62	15.75	.50	12.70	-	-	1000	200
P-68VH	3/4 NPT	.50	12.70	.31	7.87	-	-	2500	500
P-18B	1/8 NPT	.56	14.22	.27	6.85	.58	14.73	5000	1000
P-28B	1/4 NPT	.74	18.80	.37	9.39	.68	17.27	5000	1000
P-38B*	3/8 NPT	.83	21.08	.33	8.38	.71	10.03	2500	500
P-48B	1/2 NPT	1.04	26.42	.55	13.97	.92	23.37	1000	200
P-68B	3/4 NPT	1.31	33.28	.63	16.00	1.04	26.42	1000	200
P-48C	1/2 -14 NPT	1.04	26.41	.50	12.70	.94	23.87	3000	600



Caplugs Nos. P-18 thru P-128



Caplugs Nos. P-68H and P-88H



Caplugs No. P-68V



Tapered Threads

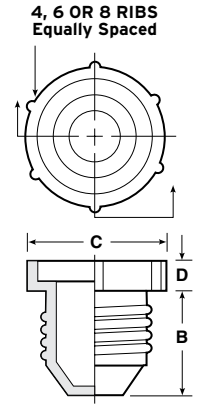



PD Series

Threaded Plastic Plugs for Flared JIC Fittings

PD Series are designed for use on flared JIC fittings and will seal low-pressure requirements with light finger tightening. May be used on 37° flared fittings without gaskets. The plugs are knurled for easy installation and removal

Material: High-Density Polyethylene/Low-Density Polyethylene
Color: Red
Applicable Specs: NAS 833, NAS 815



Threaded Plastic Plugs for Flared JIC Fittings PD Series

Caplugs No.	Dimensions								Packaging	
	To Plug Nominal Tubing Size - Inches	To Fit Thread Size - Inches	B		C		D		Carton Quantity	Mini Pak Quantity
			In	mm	In	mm	In	mm		
PD-20 (LDPE)	1/8	5/16 - 24	.44	11.20	.44	11.18	.18	4.57	5000	1000
PD-30 (LDPE)	3/16	3/8 - 24	.46	11.70	.50	12.70	.18	4.57	5000	1000
PD-30 (HDPE)	3/16	3/8 - 24	.46	11.70	.50	12.70	.18	4.57	5000	1000
PD-40 (LDPE)	1/4	7/16 - 20	.53	13.50	.62	15.75	.19	4.83	5000	1000
PD-40 (HDPE)	1/4	7/16 - 20	.53	13.50	.62	15.75	.19	4.83	5000	1000
PD-50 (LDPE)	5/16	1/2 - 20	.53	13.50	.68	17.27	.25	6.35	5000	1000
PD-50 (HDPE)	5/16	1/2 - 20	.53	13.50	.68	17.27	.25	6.35	5000	1000
PD-60 (LDPE)	3/8	9/16 - 18	.50	12.70	.81	20.57	.25	6.35	5000	1000
PD-60 (HDPE)	3/8	9/16 - 18	.50	12.70	.81	20.57	.25	6.35	5000	1000
PD-65 (LDPE)	3/8	5/8 - 18	.59	15.00	.81	20.57	.25	6.35	5000	1000
PD-65 (HDPE)	3/8	5/8 - 18	.59	15.00	.81	20.57	.25	6.35	5000	1000
PD-80 (LDPE)	1/2	3/4 - 16	.75	19.10	.94	23.88	.25	6.35	2500	500
PD-80 (HDPE)	1/2	3/4 - 16	.75	19.10	.94	23.88	.25	6.35	2500	500
PD-100 (LDPE)	5/8	7/8 - 14	.87	22.10	1.06	26.93	.25	6.35	2500	500
PD-100 (HDPE)	5/8	7/8 - 14	.87	22.10	1.06	26.93	.25	6.35	2500	500
PD-110 (LDPE)		1 - 12	.84	21.34	1.12	28.45	.25	6.35	2500	500
PD-110 (HDPE)		1 - 12	.84	21.34	1.12	28.45	.25	6.35	2500	500
PD-HF 16 (LDPE)	3/4	1-1/16 - 12	.86	21.80	1.41	35.81	.25	6.35	1500	300
PD-HF 16 (HDPE)	3/4	1-1/16 - 12	.86	21.80	1.41	35.81	.25	6.35	1500	300
PD-120 (LDPE)		1-1/16 - 12	.89	22.61	1.25	31.75	.25	6.35	2500	500
PD-121 (LDPE)	3/4	1-1/16 - 14	1.12	28.50	1.31	33.28	.25	6.35	1000	200
PD-121 (HDPE)	3/4	1-1/16 - 14	1.12	28.50	1.31	33.28	.25	6.35	1000	200
PD-HF 17 (LDPE)	3/4	1-1/16 - 14	.86	21.80	1.41	35.81	.25	6.35	1500	300
PD-HF 17 (HDPE)	3/4	1-1/16 - 14	.86	21.80	1.41	35.81	.25	6.35	1500	300
PD-HF 18 (LDPE)	7/8	1-3/16 - 12	.93	23.60	1.50	38.10	.25	6.35	1200	240
PD-HF 18 (HDPE)	7/8	1-3/16 - 12	.93	23.60	1.50	38.10	.25	6.35	1200	240
PD-160 (LDPE)	1	1-5/16 - 12	.93	23.60	1.50	38.10	.25	6.35	1000	200
PD-160 (HDPE)	1	1-5/16 - 12	.93	23.60	1.50	38.10	.25	6.35	1000	200
PD-180 (LDPE)	-	1-1/2 - 12	.93	23.60	1.75	44.45	.25	6.35	1000	200
PD-180 (HDPE)	-	1-1/2 - 12	.93	23.60	1.75	44.45	.25	6.35	1000	200
PD-HF 24 (LDPE)	1-1/4	1-5/8 - 12	.94	23.90	2.22	56.39	.34	8.64	500	100
PD-HF 24 (HDPE)	1-1/4	1-5/8 - 12	.94	23.90	2.22	56.39	.34	8.64	500	100
PD-HF 26 (LDPE)	-	1-3/4 - 12	.97	24.60	2.31	58.97	.34	8.64	500	100
PD-HF 26 (HDPE)	-	1-3/4 - 12	.97	24.60	2.31	58.97	.34	8.64	500	100
PD-240 (LDPE)	1-1/2	1-7/8 - 12	1.15	29.20	2.31	58.68	.31	7.87	500	100
PD-240 (HDPE)	1-1/2	1-7/8 - 12	1.15	29.20	2.31	58.68	.31	7.87	500	100
PD-HF 28 (LDPE)	1-1/2	1-7/8 - 12	1.06	26.90	2.47	62.74	.38	9.65	500	100
PD-HF 28 (HDPE)	1-1/2	1-7/8 - 12	1.06	26.90	2.47	62.74	.38	9.65	500	100
PD-HF 30 (LDPE)	1-3/4	2-1/4 - 12	1.31	33.30	2.75	69.85	.38	9.65	250	50
PD-HF 30 (HDPE)	1-3/4	2-1/4 - 12	1.31	33.30	2.75	69.85	.38	9.65	250	50
PD-HF 32 (LDPE)	2	2-1/2 - 12	1.31	33.30	3.09	78.49	.38	9.65	225	45
PD-HF 32 (HDPE)	2	2-1/2 - 12	1.31	33.30	3.09	78.49	.38	9.65	225	45

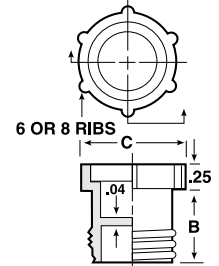
PDE Series



Plastic Threaded Plugs for Flareless Tube and Nut Assemblies

PDE Series are designed to fit tube and nut assemblies with common thread sizes interchangeably. Knurled to aid with finger tightening installation and removal.

Material: Low-Density Polyethylene **Color:** Red



PDF Series

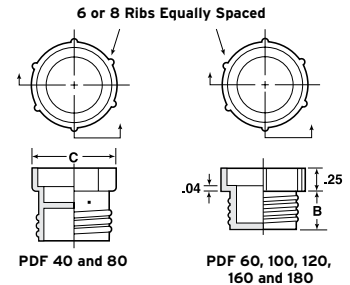


Threaded Plastic Plugs for Flat-Faced O-Ring Hydraulic Fittings

PDF Series are designed for easy mechanical or hand installation of flat-faced O-ring hydraulic fittings.

- Fits common thread sizes
- Fits common nominal tube sizes
- Knurled for ease of use

Material: Low-Density Polyethylene **Color:** Red



PDH Series

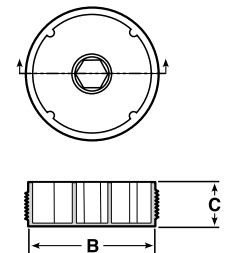


Threaded Plastic Plugs for Flat-Faced O-Ring Hydraulic Fittings

PDH Series plugs are designed for flat-faced O-ring hydraulic fittings and can be installed and removed with an Allen Wrench. The plastic plugs have a Universal design with standard thread pitches to sit flush against an O-ring.

- Common thread sizes
- Flangeless style plug

Material: High-Density Polyethylene **Color:** Red



Plastic Threaded Plugs for Flareless Tube and Nut Assemblies **PDE Series**

Caplugs No.	To Fit Thread Size - Inches	Dimensions				Packaging	
		B		C		Carton Quantity	Mini Pak Quantity
		In	mm	In	mm		
PDE-3	3/8 - 24	.35	8.89	.56	12.70	5000	1000
PDE-4	7/16 - 20	.40	10.16	.56	14.22	5000	1000
PDE-5	1/2 - 20	.46	11.68	.63	16.00	5000	1000
PDE-6 (PDF-40)	9/16 - 18	.48	12.19	.68	17.27	5000	1000
PDE-8	3/4 - 16	.54	13.72	.87	22.10	5000	1000
PDE-10	7/8 - 14	.62	15.75	1.00	25.40	2500	500
PDE-12	1-1/16 - 12	.64	16.26	1.25	31.75	1000	200
PDE-16	1-5/16 - 12	.72	18.29	1.50	38.10	1000	200

Threaded Plastic Plugs for Flat-Faced O-Ring Hydraulic Fittings **PDF Series**

Caplugs No.	To Plug Nominal Tubing Size - Inches	To Fit Thread Size Inches	Dimensions				Packaging	
			B		C		Carton Quantity	Mini Pak Quantity
			In	mm	In	mm		
PDE-6 (PDF-40)	1/4	9/16 - 18	.48	12.19	.68	17.27	5000	1000
PDF-60	3/8	11/16 - 16	.44	11.18	.87	22.10	5000	1000
PDF-80	1/2	13/16 - 16	.50	12.70	.94	23.88	5000	1000
PDF-100	5/8	1 - 14	.59	14.99	1.16	29.47	2500	500
PDF-120	3/4	1-3/16 - 12	.63	16.00	1.33	33.78	2500	500
PDF-160	1	1-7/16 - 12	.75	19.05	1.63	41.40	1000	200
PDF-180	1-1/4	1-7/16 - 12	.89	22.61	1.88	47.75	1000	200

Threaded Plastic Plugs for Flat-Faced O-Ring Hydraulic Fittings **PDH Series**

Caplugs No.	To Fit Thread Size	Dimensions				Packaging	
		B		C		Carton Quantity	Mini Pak Quantity
		In	mm	In	mm		
PDH-1 3/16-12	1-3/16 - 12	1.060	26.92	1.00	25.40	500	100
PDH-1 3/8-12	1-3/8 - 12	1.245	31.62	1.00	25.40	500	100
PDH-1 3/4-12	1-3/4 - 12	1.640	41.66	1.00	25.40	500	100
PDH-2-12	2 - 12	1.878	47.70	1.00	25.40	500	100
PDH-2 5/16-12	2-5/16 - 12	2.190	55.63	1.00	25.40	250	50
PDH-3 1/16-12	3-1/16 - 12	2.930	74.42	1.00	25.40	250	50

PDI Series



Threaded Plastic Plugs for Inverted Flared Fittings

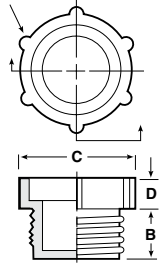
PDI Series plugs are designed for use on inverted flared fittings with common thread sizes. Knurled for ease of use and can be finger tightened to seal. Plugs will seal boss type fittings without gaskets.

- For inverted flared fittings

Material: Low-Density Polyethylene **Color:** Red



4, 6 OR 8 RIBS
Equally Spaced



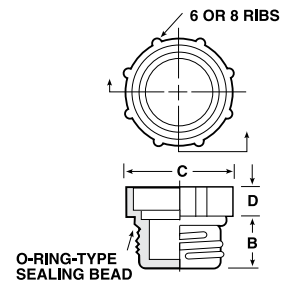
PDO Series




Plastic Threaded Plugs for SAE O-Ring Ports

PDO Series plugs provide a positive seal for SAE straight-threaded O-ring-type ports and bosses on fluid power components with common thread sizes. Integral O-ring-type bead seals in the bevel of the port to prevent fluid leakage or entrance of contaminants.

Material: High-Density Polyethylene **Color:** Red



RP Series



Threaded Plugs

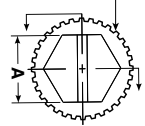
RP Series provide a general purpose, high-strength, machine thread plug adaptable to a multitude of applications. Originally used for automotive and air conditioning tube fittings. Serrated for finger tightening, they also have a slotted hex-head for screwdriver, nutdriver or wrench installation where desired.

- Wide range of thread sizes
- Threaded plug
- Easy to use

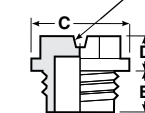
Material: Polypropylene **Color:** Red



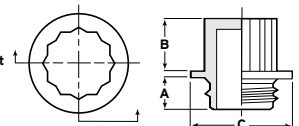
Serrated Edge



Screwdriver Slot



RP-M16x1.5
12-point head for socket
or wrench tightening
(14mm wrench)



Threaded Plastic Plugs for Inverted Flared Fittings **PDI Series**

Caplugs No.	To Fit Thread Size - Inches	Dimensions						Packaging	
		B		C		D		Carton Quantity	Mini Pak Quantity
		In	mm	In	mm	In	mm		
PDI-21	5/16 - 28	.22	5.59	.44	11.20	.19	4.83	5000	1000
PDI-31	3/8 - 24	.25	6.35	.50	12.70	.19	4.83	5000	1000
PDI-41	7/16 - 24	.27	6.86	.63	16.00	.19	4.83	5000	1000
PDI-51	1/2 - 20	.28	7.11	.69	17.50	.25	6.35	5000	1000
PDI-66	5/8 - 18	.31	7.87	.81	20.60	.25	6.35	5000	1000
PDI-67	5/8 - 18	.50	12.70	.81	20.60	.25	6.35	5000	1000
PDI-69	11/16 - 18	.31	7.87	.87	22.10	.25	6.35	5000	1000
PDI-81	3/4 - 18	.38	9.65	.87	22.10	.25	6.35	5000	1000
PDI-122	1-1/16 - 16	.43	10.92	1.19	30.20	.25	6.35	2500	500

Plastic Threaded Plugs for SAE O-Ring Ports **PDO Series**

Caplugs No.	To Fit Thread Size	Dimensions						Packaging	
		B		C		D		Carton Quantity	Mini Pak Quantity
		In	mm	In	mm	In	mm		
PDO-104	7/16 - 20	.32	8.13	.65	16.51	.38	9.65	5000	1000
PDO-105	1/2 - 20	.32	8.13	.72	18.29	.38	9.65	5000	1000
PDO-106	9/16 - 18	.36	9.14	.78	19.81	.38	9.65	5000	1000
PDO-108	3/4 - 16	.40	10.16	.98	24.89	.38	9.65	2500	500
PDO-110	7/8 - 14	.45	11.43	1.11	28.20	.38	9.65	2500	500
PDO-112	1-1/16 - 12	.62	15.75	1.31	33.27	.38	9.65	2500	500
PDO-116	1-5/16 - 12	.62	15.75	1.56	39.63	.38	9.65	1000	200
PDO-120	1-5/8 - 12	.62	15.75	1.88	47.75	.38	9.65	1000	200


* RP-M16x1.5 is white.

Threaded Plugs **RP Series**

Caplugs No.	To Plug Thread Size - Inches	Dimensions								Packaging	
		A		B		C		D		Carton Quantity	Mini Pak Quantity
		In	mm	In	mm	In	mm	In	mm		
RP-7-14	7/16 - 14	.43	10.92	.30	7.62	.62	15.75	.28	7.11	5000	1000
RP-TF 7-1	7/16 - 20	-	-	.30	7.62	.68	17.27	.19	4.83	5000	1000
RP-8-13	1/2 - 13	.49	12.57	.32	8.13	.69	17.53	.26	6.60	5000	1000
RP-TF 8	1/2 - 20	-	-	.36	9.14	.74	18.80	.19	4.83	4500	900
RP-TF 9	9/16 - 18	-	-	.35	8.89	.81	20.57	.19	4.83	3500	700
RP-TF 10	5/8 - 18	-	-	.34	8.64	.74	18.80	.17	4.32	7500	1500
RP-TF 12-2	3/4 - 16	-	-	.44	11.18	1.03	26.16	.19	4.83	5000	1000
RP-TF 12	3/4 - 16	-	-	.44	11.18	.89	22.61	.18	4.57	5000	1000
RP-TF 14-3	7/8 - 14	-	-	.50	12.70	1.18	29.97	.19	4.83	2500	500
RP-TF 14	7/8 - 14	-	-	.50	12.70	1.02	25.91	.24	6.10	2500	500
RP-TF 17-2	1-1/16 - 12	-	-	.62	15.75	1.47	37.34	.19	4.83	1500	300
RP-TF 21-1	1-5/16 - 12	-	-	.88	22.35	1.56	39.62	.25	6.35	1000	200
RP-TF 26	1-5/8 - 12	-	-	1.00	25.40	2.00	50.80	.25	6.35	700	140
RP-TF 30	1-7/8 - 12	-	-	1.00	25.40	2.25	57.15	.25	6.35	500	100
RP-M16x1.5**	16mm x 1.5mm	.28	7.11	.52	13.21	.89	22.61	-	-	4000	800

threaded

RPO Series



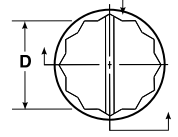
Threaded Plugs

RPO Series plugs provide a positive dual seal on SAE straight-threaded ports. Integral O-ring-type bead seals into bevel of threaded opening to prevent oil or fluid leakage. A lip on the flange compresses against the surface to keep contaminants from the spot face. Easy to install or remove with a slotted 12-point head for screwdriver, socket or wrench tightening.

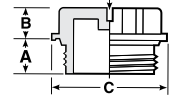
Material: High-Density Polyethylene **Color:** Red



12-point head for socket or wrench tightening



Screwdriver Slot



RPO-M Series

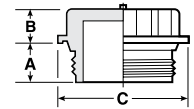
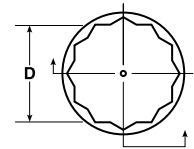


Threaded Plugs

RPO-M Series plugs provide dual seals on ISO fluid power system metric ports. An integral O-ring-type bead seals snugly into the bevel of the threaded opening to prevent oil or fluid leakage. A 12-point head makes it possible to tighten with socket or wrench.

- SAE threaded ports
- Easy to install or remove
- Molded O-ring

Material: Polypropylene
Color: Green



ETV Series

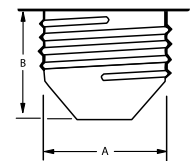


Flexible Vinyl External Thread Plugs

Series ETV external thread plugs are injection-molded vinyl. These flexible plugs can be easily pushed in and removed with no threading required. The external threads hold plugs securely in place. The plugs are also available in temperature resistant Flex500® material, ideal for finishing applications and exposure up to 500°F. (HETV Series)

- Threaded plug
- Side tab for easy removal

Material: Vinyl **Color:** Black



FLEX[®]
500

Several vinyl series are available in temperature-resistant Flex500®

Threaded Plugs RPO Series

Caplugs No.	To Plug Thread Size - Inches	Dimensions						Packaging		
		A		B		C		12-Point Socket Size D	Carton Quantity	Mini Pak Quantity
		In	mm	In	mm	In	mm			
RPO-104	7/16 - 20	.34	8.64	.26	6.60	.66	16.76	3/8	8000	1000
RPO-104-24	7/16 - 24	.34	8.64	.26	6.60	.66	16.76	3/8	8000	1000
RPO-105	1/2 - 20	.34	8.64	.30	7.62	.73	18.54	7/16	6000	1000
RPO-106	9/16 - 18	.36	9.14	.30	7.62	.80	20.32	1/2	6000	1000
RPO-108	3/4 - 16	.41	10.41	.31	7.87	1.02	25.91	11/16	3000	600
RPO-110	7/8 - 14	.53	13.46	.31	7.87	1.16	29.47	13/16	2000	400
RPO-112	1-1/16 - 12	.61	15.49	.31	7.87	1.45	36.83	1	1000	200
RPO-116	1-5/16 - 12	.61	15.49	.33	8.38	1.74	44.20	1-1/4	1000	200
RPO-120	1-5/8 - 12	.61	15.49	.33	8.38	2.17	55.12	1-9/16	700	140
RPO-124	1-7/8 - 12	.62	15.74	.34	8.636	2.42	61.468		600	120

* RPO-M12Sx1.5 is Blue, RPO-M13x1.5 is Black.

Threaded Plugs RPO-M Series

Caplugs No.	To Plug Thread Size - Inches	Dimensions						Packaging		
		A		B		C		12-Point Socket Size D	Carton Quantity	Mini Pak Quantity
		In	mm	In	mm	In	mm			
RPO-M10x1.5	10 x 1.5	.33	8.51	.33	8.41	.65	16.51	12	5000	1000
RPO-M12x1.5	12 x 1.5	.41	10.41	.34	8.64	.73	18.54	10	5000	1000
RPO-M12Sx1.5*	12 x 1.5	.34	8.50	.33	8.40	.73	18.50	10	5000	1000
RPO-M13x1.5*	13 x 1.5	.34	8.50	.37	9.30	.73	18.50	12	5000	1000
RPO-M14x1.5	14 x 1.5	.41	10.41	.38	9.65	.81	20.57	12	5000	1000
RPO-M18x1.5	18 x 1.5	.41	10.41	.44	11.18	.97	24.64	16	3000	600
RPO-M22x1.5	22 x 1.5	.41	10.41	.44	11.18	1.12	28.45	20	2000	400
RPO-M27x2	27 x 2	.41	10.41	.44	11.18	1.36	34.54	24	2000	400

Flexible Vinyl External Thread Plugs ETV Series

Caplugs No.	To Plug Thread Size - Inches	Dimensions				Packaging	
		A		B		Carton Quantity	Mini Pak Quantity
		In	mm	In	mm		
ETV-4	7/16	.438	11.13	.438	11.13	5000	1000
ETV-5	1/2	.500	12.70	.500	12.70	5000	1000
ETV-6	9/16	.563	14.30	.500	12.70	5000	1000
ETV-8	3/4	.750	19.05	.625	15.88	5000	1000
ETV-10	7/8	.875	22.23	.688	17.48	4000	800
ETV-12	1-1/16	1.047	26.59	.750	19.05	2800	560
ETV-16	1-5/16	1.281	32.54	.875	22.23	2000	400

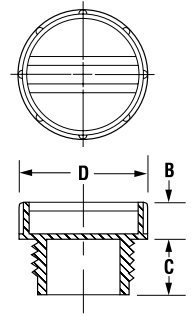
TB Series



BSP General-Purpose Plug

TB Series plugs are designed to protect British Standard Pipe fittings from contaminants and damage while providing protection for delicate threads. These easy to use plugs can be tightened with a screwdriver, hex wrench, or manually. TB Series plugs meet low-pressure testing requirements.

Material: Linear Low-Density Polyethylene **Color:** Yellow



TH Series

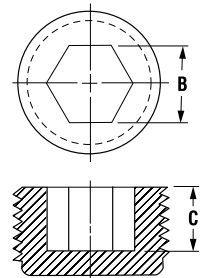


Hex Socket Threaded Plugs

TH Series plugs are designed to protect internal threads during low-pressure testing and in-plant process. Safely keeps contaminants and moisture from threaded ports. Oil and heat resistant to 250°F. Not for permanent applications.

- Hex design socket for installation and removal
- Protects NPT threaded
- Keeps ports clean

Material: High-Density Polyethylene **Color:** Black



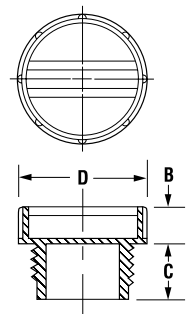
TM Series



Metric General-Purpose Plugs

TM Series plugs are designed to protect metric threads from damage and contaminants. A knurled head and screwdriver slot allow for easy installation and removal. Available in a range of sizes.

Material: Linear Low-Density Polyethylene **Color:** Yellow



BSP General-Purpose Plug **TB Series**

Caplugs No.	To Plug BSP Thread Size	Dimensions			Packaging	
		B mm	C mm	D mm	Carton Quantity	Mini Pak Quantity
TB-0125	G 1/8	5.08	8.89	21.08	10000	2000
TB-0250	G 1/4	5.08	8.89	21.08	8000	1600
TB-0375	G 3/8	6.10	23.88	23.11	5000	1000
TB-0500	G 1/2	6.10	11.94	27.94	3000	600

Hex Socket Threaded Plugs **TH Series**

Caplugs No.	To Plug NPT Thread Size	Dimensions				Packaging	
		B		C		Carton Quantity	Mini Pak Quantity
		In	mm	In	mm		
TH-3	1/4 - 18	.25	6.35	.31	7.87	3500	700
TH-5	3/8 - 18	.31	7.87	.38	9.65	4000	800
TH-7	1/2 - 14	.38	9.65	.38	9.65	2500	500
TH-9	3/4 - 14	.56	14.22	.50	12.70	1500	300
TH-11	1 - 11 1/2	.63	16.00	.53	13.46	800	160

Metric General-Purpose Plugs **TM Series**

Caplugs No.	To Plug Metric Thread Size	Dimensions			Packaging	
		B mm	C mm	D mm	Carton Quantity	Mini Pak Quantity
TM-12	M12 x 1.5	5.08	8.89	21.08	8000	1600
TM-14	M14 x 1.5	5.08	8.89	21.08	8000	1600
TM-16	M16 x 1.5	6.10	9.91	23.11	5000	1000
TM-18	M18 x 1.5	6.10	9.91	23.11	5000	1000
TM-20	M20 x 1.5	6.10	11.94	27.94	3000	600
TM-22	M22 x 1.5	6.10	11.94	27.94	3000	600

TPN Series

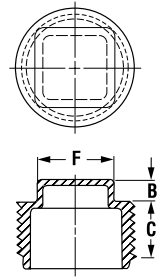


Square-Head Plugs

TPN Series plugs are ideal for low-pressure testing and in-house handling. The square-head design enables easy installation. These plugs protect threaded ports from damage, contamination and moisture. Resistant to oil and heat up to 250° F, but not intended for permanent applications.

- Fits NPT threads
- Easy to use

Material: High-Density Polyethylene **Color:** Black



TPN-F Series

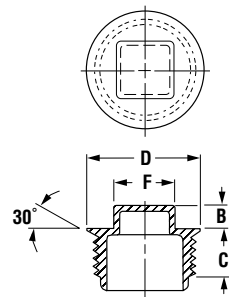


Square-Head with Flange Plugs

TPN-F Series plugs protect the circumference of the port while simultaneously protecting the threads from damage, contaminants and moisture. These square-head design plugs are commonly used for low-pressure testing and in-plant processing and combat oil and heat up to 250° F.

- Fits NPT threads
- Easy to use

Material: High-Density Polyethylene **Color:** Black



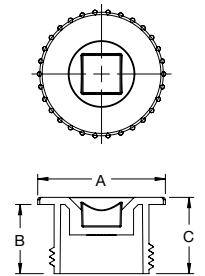
TPSD Series



Threaded Plugs with Square Drive

TPSD Series threaded plugs can be used for a wide variety of applications. These durable, general purpose plugs are high strength and machine threaded. Each plug is serrated for easy finger tightening with a recessed square-head drive for ease of installation and removal.

Material: Polypropylene **Color:** Red



Square-Head Plugs **TPN Series**

Caplugs No.	To Plug NPT Thread Size	Dimensions						Packaging	
		B		C		F		Carton Quantity	Mini Pak Quantity
		In	mm	In	mm	In	mm		
TPN-1	1/8 - 27	.25	6.35	.29	7.37	.28	7.11	5000	1000
TPN-3	1/4 - 18	.25	6.35	.35	8.89	.38	9.65	5000	1000
TPN-5	3/8 - 18	.25	6.35	.42	10.67	.44	11.18	3000	600
TPN-7	1/2 - 14	.25	6.35	.47	11.94	.56	14.22	1500	300
TPN-9	3/4 - 14	.25	6.35	.52	13.21	.62	15.75	2000	400
TPN-11	1-11 - 1/2	.25	6.35	.59	14.99	.81	20.57	1500	300
TPN-13	1-1/4 - 11-1/2	.38	9.65	.83	21.08	1.00	25.40	500	100
TPN-15	1-1/2 - 11-1/2	.38	9.65	.83	21.08	1.25	31.75	500	100

† Hexagonal head

Square-Head with Flange Plugs **TPN-F Series**

Caplugs No.	To Plug NPT Thread Size	Dimensions								Packaging	
		B		C		D		F		Carton Quantity	Mini Pak Quantity
		In	mm	In	mm	In	mm	In	mm		
TPN-1F†	1/8 - 27	.19	4.83	.29	7.37	.56	14.22	.43	10.92	7500	1500
TPN-3F	1/4 - 18	.25	6.35	.35	8.99	.69	17.53	.44	11.18	5000	1000
TPN-5F	3/8 - 18	.25	6.35	.41	10.41	.81	20.57	.44	11.18	2500	500
TPN-7F	1/2 - 14	.25	6.35	.47	11.94	1.00	25.40	.56	14.22	1500	300
TPN-9F	3/4 - 14	.25	6.35	.52	13.21	1.25	31.75	.63	16.00	2000	400

Threaded Plugs with Square Drive **TPSD Series**

Caplugs No.	To Fit Thread Size	Dimensions						Packaging	
		A		B		C		Carton Quantity	Mini Pak Quantity
		In	mm	In	mm	In	mm		
TPSD-17	1-1/16 - 12	1.44	36.58	.63	16.01	.72	18.29	1800	360
TPSD-21	1-5/16 - 12	1.56	39.63	.88	22.36	.97	24.64	1200	240

UT Series

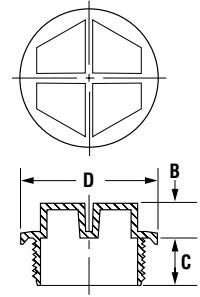


Unified Sealing Plugs


UT Series plugs protect unified/straight-threaded ports. Each plug features an integral tight fit sealing lip along with five complete threads. The design prevents contaminants from entering, while keeping fluids from escaping, without the use of an additional O-ring. May be applied and removed with a screwdriver, socket wrench, power tool, or manually.

- Molded in O-ring sealing bead
- Easy to install and remove

Material: High-Density Polyethylene **Color:** Red



UTP Series

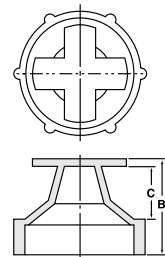


Universal Thread Plugs


UTP Series plugs offer unique flexibility to fit many thread sizes. The plugs are easily installed by pushing into a female threaded port, and a small turn locks the plug in place. UTP Series plugs are also available in high-density material.

Material: Low-Density Polyethylene **Color:** Red

Note: UTP Series is also available in High-Density Polyethylene - contact Customer Service



BPFE Series

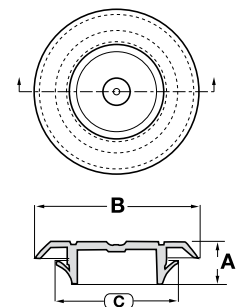


Ergonomic Button Plugs with Flush-Type Heads

BPFE Series ergonomic button plugs with flush-type heads are designed to plug holes in sheet metal. The BPFE Series offers greater versatility because of the pliable nature of the material.

- One size plug fits a variety of different sized holes
- Quick and easy installation and removal

Material: FlexTemp (Thermoplastic Rubber) **Color:** Black



Unified Sealing Plugs **UT Series**

Caplugs No.	To Plug Thread Size	Dimensions						Packaging	
		B		C		D		Carton Quantity	Mini Pak Quantity
		In	mm	In	mm	In	mm		
UT-6	7/16 - 20	.35	9.00	.43	11.00	.82	20.80	7000	1400
UT-8	1/2 - 20	.39	10.00	.43	11.00	.90	22.80	5500	1100
UT-10	9/16 - 18	.39	10.00	.43	11.00	.98	24.80	4700	940
UT-11	5/8 - 18	.47	12.00	.47	12.00	.98	24.80	3500	700
UT-12	3/4 - 16	.51	13.00	.39	10.00	1.02	26.00	3000	600
UT-14	7/8 - 14	.47	12.00	.55	14.00	1.33	33.80	1700	340
UT-16	1-1/16 - 12	.47	12.00	.55	14.00	1.61	40.80	1200	240
UT-20	1-5/16 - 12	.59	15.00	.59	15.00	1.65	42.00	750	150
UT-24	1-5/8 - 16	.59	15.00	.67	17.00	2.28	57.80	400	80

Universal Thread Plugs **UTP Series**

Caplugs No.	To Fit Thread Size	Dimensions				Packaging	
		B		C		Carton Quantity	Mini Pak Quantity
		In	mm	In	mm		
UTP-40	1/8 NPT, 7/16 UNF, 1/8 BSP, M10	.530	13.46	.260	6.60	5000	1000
UTP-50	1/2 UNF, 1/4 BSP, M11-12	.560	14.22	.280	7.11	5000	1000
UTP-60	1/4 NPT, 9/16 UNF, M14	.590	14.99	.310	7.87	5000	1000
UTP-80	3/4 UNF, 3/8 BSP, M16-20	.670	17.02	.390	9.91	5000	1000
UTP-100	1 UNF, 1/2 - 5/8 BSP, M22-27	.740	18.80	.460	11.68	3000	600
UTP-120	1-3/16 UN, 7/8 BSP, M30	.910	23.11	.560	14.22	2500	500
UTP-160	1-7/16 UN, 7/8 BSP, M36	.980	24.89	.560	14.22	2500	500

Ergonomic Button Plugs with Flush-Type Heads **BPFE Series**

Caplugs No.	Dimensions										Packaging	
	Hole Size		Metal Thickness		A		B		C		Carton Quantity	Mini Pak Quantity
	In	mm	In	mm	In	mm	In	mm	In	mm		
BPFE-15MM	.571 - .631	14.50 - 16.00	.031 - .079	.80 - 2.00	.307	7.80	1.024	26.00	.720	18.30	5000	1000
BPFE-17MM	.650 - .709	15.20 - 18.00	.031 - .079	.80 - 2.00	.307	7.80	1.102	28.00	.799	20.30	5000	1000
BPFE-19MM	.728 - .787	18.50 - 20.00	.031 - .079	.80 - 2.00	.303	7.70	1.189	30.20	.886	22.50	5000	1000
BPFE-21MM	.807 - .866	20.50 - 22.00	.031 - .079	.80 - 2.00	.307	7.80	1.260	32.00	.957	24.30	5000	1000
BPFE-23MM	.866 - .945	22.50 - 24.00	.031 - .079	.80 - 2.00	.307	7.80	1.339	34.00	1.035	26.40	5000	1000
BPFE-25MM	.965 - 1.024	24.50 - 26.00	.031 - .079	.80 - 2.00	.295	7.50	1.378	35.00	1.102	28.00	5000	1000
BPFE-27MM	1.043 - 1.102	26.50 - 28.00	.031 - .079	.80 - 2.00	.307	7.80	1.496	38.00	1.193	30.30	2500	1000
BPFE-29MM	1.122 - 1.181	28.50 - 30.00	.031 - .079	.80 - 2.00	.307	7.80	1.575	40.00	1.272	32.30	2500	500
BPFE-31MM	1.201 - 1.260	30.50 - 32.00	.031 - .079	.80 - 2.00	.307	7.80	1.654	42.00	1.350	34.30	2500	500
BPFE-33MM	1.280 - 1.339	32.50 - 34.00	.031 - .079	.80 - 2.00	.307	7.80	1.732	44.00	1.429	36.30	2500	500
BPFE-39MM	1.516 - 1.575	38.50 - 40.00	.031 - .079	.80 - 2.00	.307	7.80	1.917	48.7	1.654	42.0	2500	500

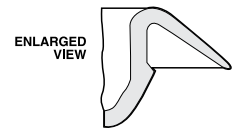
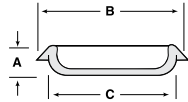
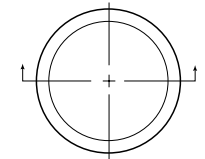
BP Series

Button Plugs with Recessed-Type Heads

BP Series button plugs with recessed type heads can be used for plugging holes in equipment made of sheet metal, such as auto bodies, tanks, refrigeration units, etc.

- Easily snap into place
- Held in place by a bead until deliberately removed

Material: Low-Density Polyethylene **Color:** Black



Button Plugs with Recessed-Type Heads **BP Series**

Caplugs No.	Dimensions										Packaging	
	Hole Size		Metal Thickness		A		B		C		Carton Quantity	Mini Pak Quantity
	In	mm	In	mm	In	mm	In	mm	In	mm		
BP-3/8	.37 - .39	9.40 - 9.91	.02 - .10	.51 - 2.54	.31	7.87	.75	19.05	.41	10.41	5000	1000
BP-1/2	.50 - .52	.50 - .52	.02 - .07	.51 - 1.78	.29	7.37	.85	21.59	.55	13.97	5000	1000
BP-1/2-4	.50 - .52	.50 - .52	.06 - .13	1.52 - 3.30	.32	8.13	.85	21.59	.55	13.97	5000	1000
BP-11/16	.68 - .70	17.27 - 17.78	.02 - .09	.51 - 2.29	.28	7.11	1.04	26.42	.73	18.54	5000	1000
BP-3/4	.73 - .76	.73 - .76	.02 - .14	.51 - 3.56	.34	8.64	1.16	29.46	.79	20.07	5000	1000
BP-13/16	.79 - .82	20.07 - 20.83	.02 - .07	.51 - 1.78	.29	7.37	1.15	29.21	.85	21.59	5000	1000
BP-7/8	.87 - .90	22.10 - 22.86	.02 - .10	.51 - 2.54	.35	8.89	1.23	31.24	.93	23.62	5000	1000
BP-29/32	.90 - .91	22.86 - 23.11	.02 - .10	.51 - 2.54	.35	8.89	1.25	31.75	.95	24.13	5000	1000
BP-1	.99 - 1.02	25.15 - 25.91	.02 - .10	.51 - 2.54	.35	8.89	1.35	34.29	1.05	26.67	5000	1000
BP-1-1/16	1.04 - 1.07	26.42 - 27.18	.02 - .10	.51 - 2.54	.35	8.89	1.40	35.56	1.10	27.94	5000	1000
BP-1-3/32	1.09 - 1.12	27.69 - 28.45	.02 - .10	.51 - 2.54	.35	8.89	1.47	37.34	1.16	29.46	5000	1000
BP-1-1/8	1.10 - 1.15	27.94 - 29.21	.02 - .18	.51 - 4.57	.43	10.92	1.53	38.86	1.18	29.97	2500	500
BP-1-1/4	1.23 - 1.27	31.24 - 32.26	.01 - .10	.25 - 2.54	.35	8.89	1.60	40.64	1.30	33.02	2500	500
BP-1-5/16	1.30 - 1.34	33.02 - 34.04	.01 - .10	.25 - 2.54	.35	8.89	1.67	42.42	1.36	34.54	2500	500
BP-1-3/8	1.36 - 1.40	34.55 - 35.56	.02 - .10	.25 - 2.54	.35	8.89	1.73	43.94	1.43	36.32	2500	500
BP-1-1/2	1.48 - 1.52	37.59 - 38.61	.02 - .10	.25 - 2.54	.35	8.89	1.85	46.99	1.55	39.37	2500	500
BP-1-1/2-7	1.48 - 1.52	37.59 - 38.61	.13 - .22	3.30 - 5.59	.50	12.70	1.83	46.48	1.54	39.12	2000	400
BP-SI 416-2	1.75	44.45	.02 - .10	.51 - 2.54	.35	8.89	2.13	54.10	1.80	45.72	1500	300
BP-1-5/8	1.59 - 1.65	40.39 - 41.91	.03 - .10	.76 - 2.54	.36	9.14	2.00	50.80	1.68	42.67	1500	300
BP-1-3/4-5	1.70 - 1.78	43.18 - 45.21	.02 - .16	.51 - 4.06	.43	10.92	2.25	57.15	1.80	45.72	2000	400
BP-1-13/16	1.77 - 1.82	44.96 - 46.23	.02 - .10	.51 - 2.54	.35	8.89	2.16	54.86	1.85	46.99	2500	500
BP-1-7/8	1.85 - 1.90	46.99 - 48.26	.02 - .10	.51 - 2.54	.35	8.89	2.24	56.90	1.93	49.02	2000	400
BP-2	1.97 - 2.02	50.04 - 51.31	.02 - .10	.51 - 2.54	.36	9.14	2.35	59.69	2.05	52.07	1000	200
BP-2-1/2-5	2.44 - 2.53	61.98 - 64.26	.02 - .14	.51 - 3.56	.43	10.92	3.00	76.20	2.55	64.77	1000	200
BP-SI 419-2	2.50	64.50	.02 - .10	.51 - 2.54	.38	9.65	3.00	76.20	2.55	64.77	1250	250
BP-SI 421-2	3.00	76.20	.02 - .10	.51 - 2.54	.41	10.41	3.56	90.42	3.06	77.72	500	100

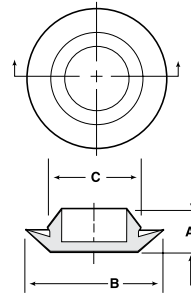
BPF Series

Button Plugs with Flush-Type Heads

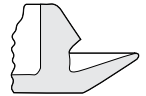
BPF Series button plugs with flush-type heads can be used for plugging holes in equipment made of sheet metal, such as automobile bodies, tanks, refrigeration units, etc.

- Easily snap into place
- Held in place by a bead until deliberately removed

Material: Low-Density Polyethylene **Color:** Black



ENLARGED VIEW



Button Plugs with Flush-Type Heads **BPF Series**

** Material is EVA (ethylene vinyl acetate).

Caplugs No.	Dimensions										Packaging	
	Hole Size		Metal Thickness		A		B		C		Carton Quantity	Mini Pak Quantity
	In	mm	In	mm	In	mm	In	mm	In	mm		
BPF-5mm**	.18 - .19	4.57 - 4.90	.02 - .04	.51 - 1.02	.21	5.40	.39	9.90	.21	5.40	5000	1000
BPF-6mm**	.23 - .24	5.84 - 6.10	.02 - .06	.51 - 1.52	.45	11.40	.50	12.70	.29	7.40	5000	1000
BPF-1/4**	.24 - .25	6.10 - 6.35	.02 - .07	.51 - 1.78	.21	5.33	.50	12.70	.28	7.11	5000	1000
BPF-1/4-4**	.24 - .25	6.10 - 6.35	.07 - .13	1.78 - 3.30	.30	7.62	.50	12.70	.28	7.11	5000	1000
BPF-11/32**	.34 - .35	8.64 - 8.89	.04 - .06	1.02 - 1.52	.23	5.84	.55	13.97	.37	9.40	10000	2000
BPF-3/8	.37 - .38	9.40 - 9.65	.02 - .05	.51 - 1.27	.19	4.83	.75	19.05	.41	10.41	5000	1000
BPF-3/8-3	.37 - .38	9.40 - 9.65	.06 - .11	1.52 - 2.79	.24	6.10	.75	19.05	.41	10.41	5000	1000
BPF-7/16	.43 - .45	10.92 - 11.43	.03 - .06	.76 - 1.52	.22	5.59	.69	17.53	.47	11.94	5000	1000
BPF-1/2	.49 - .51	12.45 - 12.95	.03 - .08	.76 - 2.03	.25	6.35	.86	21.84	.54	13.72	5000	1000
BPF-9/16	.55 - .56	13.97 - 14.22	.03 - .08	.76 - 2.03	.25	6.35	.86	21.84	.59	15.06	5000	1000
BPF-5/8	.61 - .63	15.49 - 16.00	.06 - .08	1.52 - 2.03	.26	6.60	.81	20.57	.67	17.02	5000	1000
BPF-SI-430	.62	15.87	.06 - .08	1.52 - 2.03	.25	6.35	1.06	26.92	.68	17.15	10000	2000
BPF-11/16	.68 - .70	17.27 - 17.78	.03 - .08	.76 - 2.03	.25	6.35	1.01	25.66	.73	18.54	5000	1000
BPF-3/4	.73 - .76	18.54 - 19.30	.05 - .11	1.27 - 2.79	.29	7.37	1.01	25.66	.79	20.07	5000	1000
BPF-13/16-6	.80 - .83	20.32 - 21.08	.16 - .19	4.06 - 4.83	.37	9.40	1.11	28.20	.85	21.59	5000	1000
BPF-SI-402	.81	20.62	.03 - .08	.76 - 2.03	.37	9.40	1.11	28.19	.85	21.59	6000	1200
BPF-7/8	.86 - .88	21.84 - 22.35	.03 - .08	.76 - 2.03	.25	6.35	1.16	29.47	.91	23.11	5000	1000
BPF-7/8-6	.86 - .88	21.84 - 22.35	.13 - .18	3.30 - 4.57	.36	9.14	1.16	29.47	.91	23.11	5000	1000
BPF-15/16	.92 - .95	23.37 - 24.13	.03 - .08	.76 - 2.03	.25	6.35	1.31	33.28	.98	24.89	5000	1000
BPF-SI-413	1.00	25.40	.03 - .08	.76 - 2.03	.25	6.35	1.38	35.05	1.04	26.42	5000	1000
BPF-SI-465	1.09	27.60	.03 - .08	.76 - 2.03	.25	6.35	1.31	33.27	1.15	29.21	5000	1000
BPF-1-5	.98 - 1.01	24.89 - 25.66	.08 - .20	2.03 - 5.08	.40	10.16	1.35	34.29	1.04	26.42	2500	500
BPF-SI-404	1.125	28.58	.03 - .08	.76 - 2.03	.43	10.92	1.53	38.86	1.18	29.97	2000	400
BPF-1-1/8-6	1.10 - 1.15	27.94 - 29.21	.02 - .18	.51 - 4.57	.43	10.92	1.53	38.86	1.18	29.97	2500	500
BPF-1-3/16	1.16 - 1.20	29.47 - 30.48	.03 - .08	.76 - 2.03	.25	6.35	1.56	39.63	1.22	30.99	2500	500
BPF-SI-414	1.25	31.75	.03 - .08	.76 - 2.03	.25	6.35	1.62	41.15	1.29	32.77	2500	500
BPF-1-5/16	1.29 - 1.33	32.77 - 33.78	.03 - .08	.76 - 2.03	.25	6.35	1.68	42.67	1.36	34.55	2500	500
BPF-SI-415	1.50	38.10	.03 - .08	.76 - 2.03	.25	6.35	1.88	47.75	1.54	39.12	2000	500
BPF-SI-416	1.75	44.45	.03 - .08	.76 - 2.03	.25	6.35	2.12	53.85	1.79	45.47	1500	400
BPF-2	1.98 - 2.01	50.29 - 51.05	.03 - .08	.76 - 2.03	.29	7.36	2.36	59.94	2.04	51.81	1000	200
BPF-2-1/8	2.10 - 2.14	53.34 - 54.36	.03 - .08	.76 - 2.03	.25	6.35	2.49	63.25	2.17	55.12	1000	200
BPF-SI-419	2.50	63.50	.03 - .08	.76 - 2.03	.25	6.35	3.00	76.20	2.56	65.02	1000	200
BPF-SI-472	2.62	66.67	.03 - .08	.76 - 2.03	.25	6.35	3.12	79.25	2.68	67.95	1000	200
BPF-3	2.97 - 3.02	75.44 - 76.71	.03 - .08	.76 - 2.03	.25	6.35	3.36	85.35	3.06	77.73	750	150
BPF-SI-407	3.12	79.37	.03 - .08	.76 - 2.03	.25	6.35	3.52	89.41	3.18	80.77	700	140
BPF-3-3/8	3.35 - 3.40	85.09 - 86.36	.03 - .08	.76 - 2.03	.28	7.11	3.75	95.25	3.43	87.13	500	100
BPF-3-1/2	3.47 - 3.52	88.14 - 89.41	.03 - .11	.76 - 2.79	.28	7.11	3.86	98.05	3.56	90.43	500	100
BPF-4	3.97 - 4.02	100.84 - 102.11	.05 - .10	1.27 - 2.54	.28	7.11	4.37	111.00	4.13	104.91	500	100
BPF-SI-425	4.00	101.60	.05 - .10	1.27 - 2.54	.29	7.37	4.50	114.30	4.06	103.12	350	70
BPF-SI-425S	4.00	101.60	.05 - .10	1.27 - 2.54	.50	12.70	4.50	114.30	4.10	104.14	400	80

CCF Series

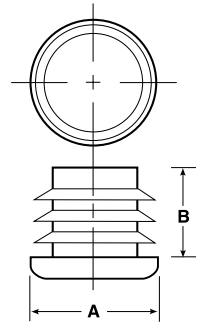


Plugs for Round Tubing


CCF Series plugs for round tubing feature tapered ribs to ensure a secure fit. Perfect for use on a wide range of metal furniture, appliances and similar items. A thick impact and abrasion resistant base makes these plugs ideal tubing closures for products subject to heavy-duty service or exposure to adverse environments.

- Durable construction and excellent gliding edges
- Not subject to rust or corrosion

Material: Low-Density Polyethylene **Color:** Black



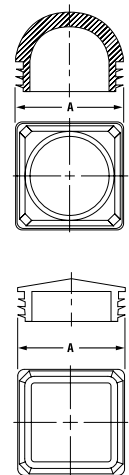

DO Series



Dome, Ribbed Tubing Plugs

DO Series dome ribbed tubing plugs are designed with exterior ribs to provide a firm grip inside a tube with a domed finish. This series is ideal for use on metal furniture as attractive finishing plugs. DO Series plugs shield against injury and impact.

Material: Low-Density Polyethylene **Color:** Black



Plugs for Round Tubing **CCF Series**

Caplugs No.	Dimensions				Packaging	
	A-To Fit Tube Size O.D. In	Gage (Wall Thickness) In	B		Carton Quantity	Mini Pak Quantity
			In	mm		
CCF-1/2-13-14	.500	13 - 14 Ga. (.095 - .083)	.45	11.40	10000	1000
CCF-1/2-16-20	.500	16 - 20 Ga. (.065 - .035)	.45	11.43	10000	1000
CCF-5/8-10-12 DOME	.625	10 - 12 Ga. (.134 - .109)	.45	11.43	6000	1000
CCF-5/8-14-20	.625	14 - 20 Ga. (.083 - .035)	.44	11.18	5000	1000
CCF-3/4-14-20	.750	14 - 20 Ga. (.083 - .035)	.44	11.18	5000	1000
CCF-7/8-10-14	.875	10 - 14 Ga. (.134 - .083)	.44	11.20	4000	800
CCF-7/8-14-20	.875	14 - 20 Ga. (.083 - .035)	.44	11.18	4000	800
CCF-1-10-14	1.000	10 - 14 Ga. (.134 - .083)	.44	11.18	4000	800
CCF-1-14-20	1.000	14 - 20 Ga. (.083 - .035)	.44	11.18	4000	800
CCF-1-1/8-14-20	1.125	14 - 20 Ga. (.083 - .035)	.52	13.21	2500	500
CCF-1-1/4-10-14	1.250	10 - 14 Ga. (.134 - .083)	.52	13.21	1500	300
CCF-1-1/4-14-20	1.250	14 - 20 Ga. (.083 - .035)	.52	13.21	1500	300
CCF-RT-11	1.375	14 - 20 Ga. (.083 - .035)	.50	12.70	1500	300
CCF-1-1/2-8-12	1.500	8 - 12 Ga. (.165 - .109)	.52	13.21	1500	300
CCF-1-1/2-10-14	1.500	10 - 14 Ga. (.134 - .083)	.52	13.21	1500	300
CCF-1-1/2-14-20	1.500	14 - 20 Ga. (.083 - .035)	.52	13.21	1500	300
CCF-RT-13-1	1.625	10 - 14 Ga. (.134 - .083)	.50	12.70	1000	200
CCF-1-5/8-14-20	1.625	14 - 20 Ga. (.083 - .035)	.52	13.21	1000	200
CCF-1-3/4-10-14	1.750	10 - 14 Ga. (.134 - .083)	.59	14.99	1000	200
CCF-1-3/4-14-20	1.750	14 - 20 Ga. (.083 - .035)	.59	14.99	1000	200
CCF-RT-195-1	1.950	10 - 14 Ga. (.134 - .083)	.56	14.22	750	150
CCF-2-10-14	2.000	10 - 14 Ga. (.134 - .083)	.59	14.99	500	100
CCF-2-14-20	2.000	14 - 20 Ga. (.083 - .035)	.59	14.99	500	100
CCF-2-1/8-10-16	2.125	10 - 16 Ga. (.134 - .065)	.67	17.02	700	140
CCF-2-1/4-10-14	2.250	10 - 14 Ga. (.134 - .083)	.66	16.76	500	100
CCF-RT-18	2.250	14 - 20 Ga. (.083 - .035)	.69	17.53	500	100
CCF-2-3/8-10-14	2.375	10 - 14 Ga. (.134 - .083)	.66	16.76	400	80
CCF-2-1/2-8-12	2.500	8 - 12 Ga. (.165 - .109)	.69	17.53	400	80
CCF-2-1/2-14-20	2.500	14 - 20 Ga. (.083 - .035)	.69	17.53	400	80
CCF-RT-22-3	2.750	7 - 10 Ga. (.180 - .134)	.84	21.34	250	50
CCF-RT-24-3	3.000	8 - 10 Ga. (.165 - .134)	.84	21.34	200	40
CCF-RT-24-4	3.000	13 - 17 Ga. (.095 - .58)	.84	21.34	200	40
CCF-RT-30-3	3.500	7 - 12 Ga. (.180 - .109)	.77	19.56	150	30
CCF-4-4-8	4.000	4 - 8 Ga. (.238 - .165)	1.00	25.40	100	20
CCF-4-10-16	4.000	10 - 16 Ga. (.134 - .065)	1.00	25.40	100	20
CCF-RT-38	4.750	6 - 11 Ga. (.203 - .120)	1.10	27.94	60	12

Dome, Ribbed Tubing Plugs **DO Series**

Caplugs No.	Dimensions		Packaging	
	A-To Fit Tube Size O.D.	Wall Thickness	Carton Quantity	Mini Pak Quantity
DO-6	3/4 SQR Half - Moon Head	14 - 20 Ga. (.083 - .035)	3000	600
DO-7	7/8 SQR Half - Moon Head	14 - 20 Ga. (.083 - .035)	2500	500
DO-16	2 SQR Pyramid Head	14 - 20 Ga. (.083 - .035)	500	100
DO-16-1	2 SQR Pyramid Head	10 - 14 Ga. (.134 - .083)	500	100
DO-1220	1-3/16 x 2 Rec Half-moon	16 Ga. (.065)	500	100

DOP Series

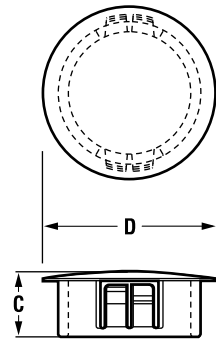


Dome Plugs

DOP Series dome plugs are finishing plugs for unneeded or unused holes in chassis or other surfaces. The convex design firmly tapers to a thin edge for a seamless finish. The matte finish head offers a professional and finished appearance.

- Easy installation
- Plugs lock firmly into surfaces

Material: Nylon 6 **Color:** Black



FP Series

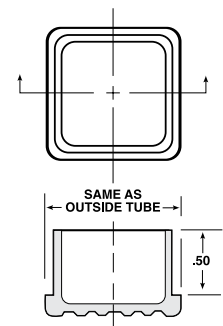


Finishing Plugs for Square Tubing

FP Series finishing plugs are designed for square tubing. The plugs are sized for different gauges. FP Series shoulders fit flush with tubing sides and keep dirt and moisture out of sensitive areas.

- Protect against sharp tube edges
- Provide clean finish on completed products

Material: Low-Density Polyethylene **Color:** Black



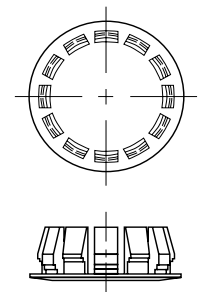
MPP Series



Multi-Purpose Snap-In Plug

MPP Series multi-purpose plugs are an attractive plug to finish off holes in sheet metal or other surfaces. The 'Quadra-Level' locking grooves on spring tabs adhere tightly to varying gauges of materials. Quick and easy installation requires just fingertip pressure

Material: Nylon **Color:** Black



Dome Plugs **DOP Series**

Caplugs No.	Chassis Dimensions				Dimensions				Packaging	
	Maximum Thickness		Mounting Hole Diameter		C		D		Carton Quantity	Mini Pak Quantity
	In	mm	In	mm	In	mm	In	mm		
DOP-187	.062	1.57	.187	4.75	.23	5.84	.25	6.35	8000	1600
DOP-250	.062	1.57	.250	6.35	.31	7.87	.31	7.87	4000	800
DOP-312	.062	1.57	.312	7.92	.31	7.87	.38	9.65	3000	600
DOP-375	.125	3.18	.375	9.53	.41	10.41	.47	11.94	4000	800
DOP-437	.125	3.18	.437	11.10	.41	10.41	.53	13.46	5000	1000
DOP-500	.125	3.18	.500	12.70	.41	10.41	.58	14.73	4000	800
DOP-625	.125	3.18	.625	15.88	.41	10.41	.72	18.29	4000	800
DOP-750	.125	3.18	.750	19.05	.41	10.41	.92	23.37	1700	340
DOP-875	.125	3.18	.875	22.23	.45	11.43	1.02	25.91	2000	400
DOP-1250	.125	3.18	1.250	31.75	.45	11.43	1.38	35.05	1000	200
DOP-1375	.125	3.18	1.375	34.93	.45	11.43	1.50	38.10	500	100
DOP-1500	.125	3.18	1.500	38.10	.45	11.43	1.67	42.42	400	80
DOP-2000	.125	3.18	2.000	50.80	.47	11.94	2.17	55.12	200	40

Finishing Plugs for Square Tubing **FP Series**

Caplugs No.	Dimensions		Packaging	
	To Fit Tube Size In	Wall Thickness In	Carton Quantity	Mini Pak Quantity
FP-85	.50	.065 (16 Ga.)	5000	1000
FP-125	.75	.065 (16 Ga.)	5000	1000
FP-161	1.00	.120 (11 Ga.)	2500	500
FP-164	1.00	.083 (14 Ga.)	2500	500
FP-165	1.00	.065 (16 Ga.)	2500	500
FP-166	1.00	.049 (18 Ga.)	2500	500
FP-167	1.00	.035 (20 Ga.)	2500	500
FP-201	1.25	.120 (11 Ga.)	2500	500
FP-204	1.25	.083 (14 Ga.)	2500	500
FP-205	1.25	.065 (16 Ga.)	2500	500
FP-241	1.50	.120 (11 Ga.)	1000	200
FP-244	1.50	.083 (14 Ga.)	1000	200
FP-245	1.50	.065 (16 Ga.)	1000	200
FP-321	2.00	.120 (11 Ga.)	1000	200
FP-324	2.00	.083 (14 Ga.)	1000	200
FP-325	2.00	.065 (16 Ga.)	1000	200

Multi-Purpose Snap-In Plug **MPP Series**

Caplugs No.	Hole Size In	Packaging	
		Carton Quantity	Mini Pak Quantity
MPP-1605	1	4500	900

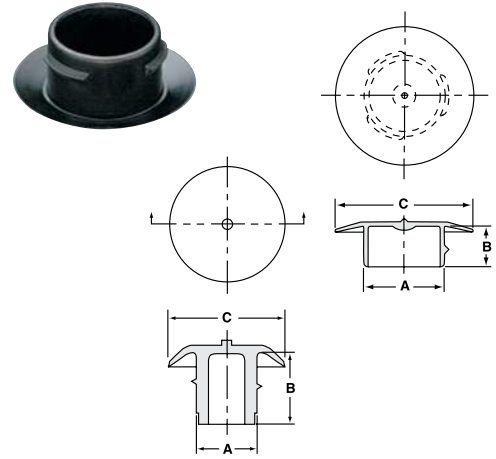
PIP Series



Push-In Plugs

PIP Series push-in plugs are designed to fit SAE and NPT thread sizes. These parts offer the convenience of a push-in plug with the plugging quality of a threaded plug.

Material: Low-Density Polyethylene **Color:** Black



PIP-1/4 only

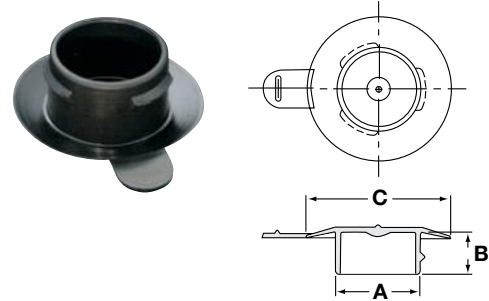
PIP-TAB Series



Push-In Plugs with Pull-Tab

PIP-TAB Series push-in plugs with pull-tabs are designed to fit SAE and NPT thread sizes. These parts offer the convenience of a push-in plug with the plugging quality of a threaded plug. PIP-TAB Series also have a convenient pull-tab for easy removal.

Material: Low-Density Polyethylene **Color:** Black



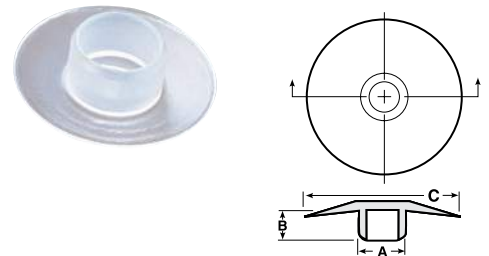
SH Series



Finishing Plugs for Socket Head Screws

SH Series finishing plugs for socket head screws keep foreign matter out of screw head driving recess and counterbore. Ideal for sanitary equipment, screws that need periodic resetting, production and maintenance spray painting, and numerous other applications. Translucent polyethylene ensures visual identification of socket screws.

Material: Low-Density Polyethylene **Color:** Natural



THEY CAP...the top and the opening around the head of Allen type socket screws, including the recessed counterbore.
THEY SEAL OUT...dirt, grease, paint, acids, abrasives and other contaminants.



THEY PLUG...into the hex socket snugly and stay there until you remove them.

Push-In Plugs **PIP Series**

** PIP-1/4 and -5/16 are EVA material

Caplugs No.	To Fit SAE Thread Size In	To Fit NPT Thread Size In	Dimensions						Packaging	
			A		B		C		Carton Quantity	Mini Pak Quantity
			In	mm	In	mm	In	mm		
PIP-1/4**	1/4	-	.206	5.23	.25	6.35	.40	10.16	5000	1000
PIP-5/16**	5/16	-	.253	6.43	.24	6.10	.52	13.21	5000	1000
PIP-3/8	3/8	1/8	.317	8.05	.24	6.10	.59	14.99	5000	1000
PIP-7/16	7/16	-	.370	9.40	.27	6.86	.64	16.26	5000	1000
PIP-1/2	1/2	1/4	.444	11.28	.27	6.86	.72	18.29	5000	1000
PIP-9/16	9/16	-	.500	12.70	.29	7.37	.81	20.57	5000	1000
PIP-5/8	5/8	3/8	.558	14.17	.29	7.37	.96	24.38	5000	1000
PIP-3/4	3/4	-	.681	17.30	.29	7.37	.95	24.13	5000	1000
PIP-7/8	7/8	-	.797	20.24	.29	7.37	1.15	29.21	5000	1000
PIP-IB 16	1	3/4	.918	23.32	.25	6.35	1.30	33.02	5000	1000
PIP-IB 17	1-1/16	-	.974	24.74	.25	6.35	1.40	35.56	4500	900
PIP-1 5/8	1-5/8	-	1.525	38.74	.46	11.68	2.03	51.56	2000	400
PIP-1 7/8	1-7/8	-	1.775	45.09	.50	12.70	2.28	57.91	1500	300

Push-In Plugs with Pull-Tab **PIP-TAB Series**

Caplugs No.	To Fit SAE Thread Size In	To Fit NPT Thread Size In	Dimensions						Packaging	
			A		B		C		Carton Quantity	Mini Pak Quantity
			In	mm	In	mm	In	mm		
PIP-3/8 TAB	3/8	1/8	.317	8.05	.24	6.10	.59	14.99	5000	1000
PIP-7/16 TAB	7/16	-	.370	9.40	.27	6.86	.64	16.26	5000	1000
PIP-1/2 TAB	1/2	1/4	.444	11.28	.27	6.86	.72	18.29	5000	1000
PIP-9/16 TAB	9/16	-	.500	12.70	.29	7.37	.81	20.57	5000	1000
PIP-5/8 TAB	5/8	3/8	.558	14.17	.29	7.37	.96	24.38	5000	1000
PIP-3/4 TAB	3/4	-	.681	17.30	.29	7.37	.95	24.13	5000	1000
PIP-7/8 TAB	7/8	-	.797	20.24	.29	7.37	1.15	29.21	5000	1000
PIP-1 5/8 TAB	1-5/8	-	1.525	38.74	.46	11.68	2.03	51.56	2000	400
PIP-1 7/8 TAB	1-7/8	-	1.775	45.09	.50	12.70	2.28	57.91	1500	300

**To fit standard socket headcap screw.

Finishing Plugs for Socket Head Screws **SH Series**

Caplugs No.	Screw Size**	Dimensions						Packaging	
		A		B		C		Carton Quantity	Mini Pak Quantity
		In	mm	In	mm	In	mm		
SH-25	1/4	.198	5.03	.120	3.05	.50	12.70	5000	1000
SH-31	5/16	.260	6.60	.151	3.84	.59	14.99	5000	1000
SH-38	3/8	.322	8.18	.182	4.62	.69	17.53	5000	1000
SH-50	1/2	.385	9.78	.245	6.22	.88	22.35	5000	1000

RER Series



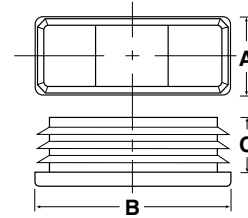
Plugs for Rectangular Tubing

RER Series plugs for rectangular tubing feature a series of externally tapered ribs designed to provide a sure grip inside a tube without unattractive plastic shavings. Durable construction ensures exceptional performance in business and commercial applications.

- Broad selection of width to length proportions

Material: Low-Density Polyethylene **Color:** Black

RER (50x100mm) 6-12 available in white.



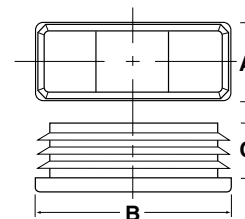
RERV Series



Plugs for Rectangular Tubing

RERV Series vinyl plugs for rectangular tubing are injection molded to produce the intricate detail and design typical tube glides provide, but with a flexible design allowing quick and easy installation and removal without the use of tools. Instructions are available for finishing applications or imprinting company names and logos.

Material: Vinyl **Color:** Black



† Plain shank

Plugs for Rectangular Tubing **RER Series**

Caplugs No.	Dimensions					Packaging	
	A	B	Gage (Wall Thickness) In	C		Carton Quantity	Mini Pak Quantity
	In	In		In	mm		
RER-1/2x1-16-18	.500	1.000	16 - 18 Ga. (.065 - .049)	.43	10.92	2500	500
RER-RC-0515	.500	1.500	14 - 20 Ga. (.083 - .035)	.50	12.70	3000	600
RER-5/8x1 1/8-14-20	.625	1.125	14 - 20 Ga. (.083 - .035)	.43	10.92	2000	400
REC-5/8x1-1/4-14	.625	1.250	14 Ga. (.083)	.50	12.70	2000	400
RER-5/8x1-3/8-14-20	.625	1.375	14 - 20 Ga. (.083 - .035)	.43	10.92	2500	500
RER-3/4x1-1/2-14-20	.750	1.500	14 - 20 Ga. (.083 - .035)	.43	10.92	2000	400
RER-1x1-1/4-14-20	1.000	1.250	14 - 20 Ga. (.083 - .035)	.50	12.70	2000	400
RER-1x1-1/2-10-14	1.000	1.500	10 - 14 Ga. (.134 - .083)	.50	12.70	1000	200
RER-1x1-1/2-14-20	1.000	1.500	14 - 20 Ga. (.083 - .035)	.50	12.70	1000	200
RER-1x2-10-14	1.000	2.000	10 - 14 Ga. (.134 - .083)	.50	12.70	1000	200
RER-1x2-14-20	1.000	2.000	14 - 20 Ga. (.083 - .035)	.50	12.70	1000	200
RER-RC-1020-3†	1.000	2.000	18 Ga. (.049)	.36	9.14	1500	300
RER-RC-1025	1.000	2.500	14 - 20 Ga. (.083 - .035)	.45	11.43	1000	200
RER-1x2-1/2-16-18	1.000	2.500	16 - 18 Ga. (.065 - .049)	.50	12.70	1000	200
RER-1x3-14-20	1.000	3.000	14 - 20 Ga. (.083 - .035)	.51	12.95	500	100
RER-1-1/2x2-10-14	1.500	2.000	10 - 14 Ga. (.134 - .083)	.50	12.70	600	120
RER-1-1/2x2-1/2-12-16	1.500	2.500	12 - 16 Ga. (.109 - .065)	.53	13.46	300	60
RER-RC-1530-1	1.500	3.000	10 - 14 Ga. (.134 - .083)	.50	12.70	500	100
RER-1-1/2x3-1/2-10-14	1.500	3.500	10 - 14 Ga. (.134 - .083)	.60	15.24	300	60
RER-2x2-1/2-10-14	2.000	2.500	10 - 14 Ga. (.134 - .083)	.52	13.20	500	100
RER-2x3-6-8	2.000	3.000	6 - 8 Ga. (.203 - .165)	.52	31.20	250	50
RER-2x3-10-14	2.000	3.000	10 - 14 Ga. (.134 - .083)	.52	13.21	250	50
RER-RC-2030	2.000	3.000	14 - 20 Ga. (.083 - .035)	.50	12.70	500	100
RER-RC-2040-2	2.000	4.000	6 - 11 Ga. (.203 - .120)	.94	23.88	350	70
RER-40x80-3-4mm	40mm	80mm	3 - 4mm	.94	23.88	250	50
RER-50x100mm 6-12	2.000	4.000	6 - 8 Ga. (.203 - .109)	.65	16.51	200	40
RER-RC-2040-1	2.000	4.000	10 - 14 Ga. (.134 - .083)	.50	12.70	250	50
RER-RC-2040	2.000	4.000	14 - 20 Ga. (.083 - .035)	.50	12.70	250	50
RER-RC-2050-3†	2.000	5.000	8 Ga. (.165)	1.00	25.40	200	40
RER-RC-2050-4†	2.000	5.000	10 Ga. (.134)	1.00	25.40	175	35
RER-3x4-6-8	3.000	4.000	6 - 8 Ga. (.203 - .165)	.98	24.90	100	20

Plugs for Rectangular Tubing **RERV Series**

Caplugs No.	Dimensions					Packaging	
	A	B	Gage (Wall Thickness) In	C		Carton Quantity	Mini Pak Quantity
	In	In		In	mm		
RERV-50x100mm 6-12	2.000	4.000	6 - 12 Ga. (.194 - .105)	.65	16.51	200	40

SQR Series



Plugs for Square Tubing

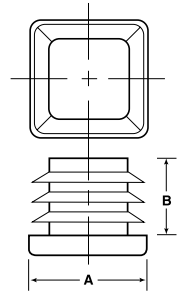
SQR Series square plugs feature a series of externally tapered ribs designed to accommodate a wide range of tubing gauges while also satisfying fit adjustments inside dimensional fluctuations. The exterior ribs are designed to provide a sure grip inside a tube without unattractive plastic shavings found on many straight wall glide installations. SQR Series square plugs are not subject to rust or corrosion.

Material: Low-Density Polyethylene **Color:** Black

White Glides - Various SQR parts are available in white. These part numbers are noted on chart in *red italics*.

Color Glides - For applications that are highly visible on a finished product, use one of our colored glides. Match your company colors or choose a color that complements your product. We can custom match a shade.

Custom Designed Glides - We can also customize existing glides by cutting out sidewalls, adding additional support inside the glide for heavier load applications, and adding ventilation holes. For applications that are highly visible, we can pad print or engrave your company logo, part number, or even instructions on the face of the glide.



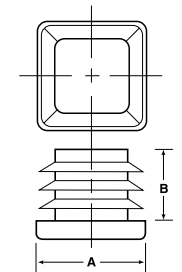
SQRV Series



Vinyl Plugs for Square Tubing

SQRV Series vinyl plugs for square tubing are injection molded to produce the intricate detail and design typical tube glides provide, but with a flexible design allowing quick and easy installation and removal without the use of tools. Instructions are available for finishing applications or imprinting company names and logos.

Material: Vinyl **Color:** Black



Plugs for Square Tubing **SQR Series**

Caplugs No.	Dimensions				Packaging	
	A-To Fit Tube Size O.D.	Gage (Wall Thickness)	B		Carton Quantity	Mini Pak Quantity
	In	In	In	mm		
SQR-1/2-16-18	.500	16 - 18 Ga. (.065 - .049)	.44	11.17	5000	1000
SQR-5/8-14-20	.625	14 - 20 Ga. (.083 - .035)	.43	10.92	5000	1000
SQR-3/4-10-14	.750	10 - 14 Ga. (.134 - .083)	.43	10.92	2500	500
SQR-3/4-14-20	.750	14 - 20 Ga. (.083 - .035)	.43	10.92	2500	500
SQR-7/8-14-20	.875	14 - 20 Ga. (.083 - .035)	.43	10.92	3000	600
SQR-1-10-14	1.000	10 - 14 Ga. (.134 - .083)	.43	10.92	2500	500
SQR-1-10-14 THICK HEAD	1.000	10 - 14 Ga. (.134 - .083)	.43	10.92	2000	400
SQR-1-14-20	1.000	14 - 20 Ga. (.083 - .035)	.43	10.92	2500	500
SQR-1-14-20 THICK HEAD	1.000	14 - 20 Ga. (.083 - .035)	.43	10.92	1000	200
SQR-1-1/8-14-20	1.125	14 - 20 Ga. (.083 - .035)	.49	12.45	1500	300
SQR-1 1/4-10-14	1.250	10 - 14 Ga. (.134 - .083)	.52	13.21	1000	200
SQR-1-1/4-14-20	1.250	14 - 20 Ga. (.083 - .035)	.52	13.21	1000	200
SQR-1 3/8-10-14	1.375	10 - 14 Ga. (.134 - .083)	.52	13.21	1000	200
SQR-1 3/8-14-20	1.375	14 - 20 Ga. (.083 - .035)	.52	13.21	1000	200
SQR-1-1/2-10-14	1.500	10 - 14 Ga. (.134 - .083)	.52	13.21	1000	200
SQR-1-1/2-14-20	1.500	14 - 20 Ga. (.083 - .035)	.52	13.21	1000	200
SQR-1 3/4-10-14	1.750	10 - 14 Ga. (.134 - .083)	.52	13.21	500	100
SQR-1-3/4-14-20	1.750	14 - 20 Ga. (.083 - .035)	.52	13.21	500	100
SQR-2-4-8	2.000	4 - 8 Ga. (.238 - .165)	.52	13.21	500	100
SQR-2-10-14	2.000	10 - 14 Ga. (.134 - .083)	.52	13.21	500	100
SQR-2-14-20	2.000	14 - 20 Ga. (.083 - .035)	.52	13.21	500	100
SQR-2-1/4-10-14	2.250	10 - 14 Ga. (.134 - .083)	.52	13.21	200	40
SQR-2-1/2-6-10	2.500	6 - 10 Ga. (.203 - .134)	.56	14.22	300	60
SQR-2 1/2-16-23	2.500	16 - 23 Ga. (.065 - .025)	.56	14.20	300	60
SQR-SQ-20-1	2.500	10 - 14 Ga. (.134 - .083)	.50	12.70	500	100
SQR-SQ-22-3	2.750	14 - 20 Ga. (.083 - .035)	.65	16.51	200	40
SQR-SQ-22-4	2.750	8 - 14 Ga. (.165 - .083)	.73	18.54	200	40
SQR-SQ-24-1	3.000	3 - 7 Ga. (.259 - .180)	.50	12.70	400	80
SQR-SQ-25-3	3.125	6 - 11 Ga. (.203 - .120)	.97	24.64	150	65
SQR-80mm	80 mm	2.5 - 5.6 mm	.98	24.89	100	20
SQR-SQ-30-3	3.500	6 Ga. (.203)	.69	17.53	100	20
SQR-SQ-30-4	3.500	14 - 20 Ga. (.083 - .035)	.69	17.53	100	20
SQR-SQ-31-3	3.875	4 - 8 Ga. (.238 - .165)	1.00	25.40	200	40
SQR-SQ-32-3	4.000	4 - 11 Ga. (.238 - .120)	.91	23.11	150	30
SQR-100mm	100 mm	5-6.3 mm	.98	24.89	75	15
SQR-SQ-38	4.750	6 - 11 Ga. (.203 - .120)	1.00	25.40	100	20
SQR-5-3-10	5.000	3 - 10 Ga. (.259 - .134)	.98	24.90	75	15
SQR-6-3-10	6.000	3 - 10 Ga. (.259 - .134)	.98	24.90	50	10

Vinyl Plugs for Square Tubing **SQRV Series**

Caplugs No.	Dimensions				Packaging	
	A-To Fit Tube Size O.D.	Gage (Wall Thickness)	B		Carton Quantity	Mini Pak Quantity
	In	In	In	mm		
SQRV-3/4-14-20	.750	14 - 20 Ga. (.083 - .035)	.43	10.92	2500	500
SQRV-1-10-14	1.000	10 - 14 Ga. (.134 - .083)	.43	10.92	2500	500
SQRV-1-14-20	1.000	14 - 20 Ga. (.083 - .035)	.43	10.92	2500	500
SQRV-1-1/4-14-20	1.250	14 - 20 Ga. (.083 - .035)	.52	13.21	1000	200
SQRV-1-1/2-10-14	1.500	10 - 14 Ga. (.134 - .083)	.52	13.21	1000	200
SQRV-1-1/2-14-20	1.500	14 - 20 Ga. (.083 - .035)	.52	13.21	1000	200
SQRV-2-10-14	2.000	10 - 14 Ga. (.134 - .083)	.52	13.21	500	100


core plugs

CP Series

Core Plugs

CP Series core plugs are our most versatile, with a PolyGuard design that incorporates 12 supporting ribs to fit and protect all types of rolls. Molded of super high-impact thermoplastic resins, these plugs are exceptional in strength. Lugs on the circumference of these plugs compensate for variations in the ID of cores, while a dish-shaped bottom increases overall plug strength compared to competitors' old flat-bottom style. Sampling is recommended.

Material: See chart **Color:** Black




CPH Series

Core Plugs (heavy duty)

CPH Series heavy duty core plugs provide exceptional strength and protection to heavyweight mill roll products with PPCP resins. Tapered lead provides easy installation and a secure fit. Plugs will not swell, shrink, or flake off, and are designed without a flange so rolls can be stacked more easily. Use this plug as a cost-effective way to eliminate expensive wood composites. Sampling is recommended.

Material: PPCP **Color:** Black




D Series

Core Plugs (double plug)

D Series core double plugs vertically position and interlock narrow-width rolls. Plugs eliminate edge damage while lowering packaging costs through pallet-packs (individual cartons are no longer needed for shipping). They are molded from high-impact thermoplastic HDPE resin. Sampling is recommended.

Material: HDPE **Color:** Black



Core Plugs **CP Series**

Caplugs No.	Material	Size	Description	Packaging	
				Pieces	Lbs
CP-CP1501	HIPS	1-1/2"	Standard fit	5300	41
CP-CP201	HDPE	2"	Standard fit	1500	42
CP-CP7510-1	HDPE	3"	Used with oversize cores	750	29
CP-CP5000-N	PPCP	3"	Standard fit	650	30
CP-CP3000	PPCP	3"	Smaller diameter flange, used on automated machines	700	28
CP-CP2970	HDPE	3"	Used with undersize cores	650	32
CP-CP603	PPCP	6"	Standard fit	130	20
CP-CP6015	HDPE	6"	Light duty	392	55

Core Plugs (heavy duty) **CP Series**

Caplugs No.	Size	Description	Packaging	
			Pieces	Lbs
CPH-9510	3"	Standard fit	240	30

Core Plugs (double plug) **D Series**

Caplugs No.	Size	Description	Packaging	
			Pieces	Lbs
D2990P	3"	Medium duty	450	22
D9999P	3"	Heavy duty	450	35
D6003P	6"	Standard	224	47

core plugs

AP Series

Anchor Plugs

AP Series anchor plugs provide a unique self-locking mechanism to permanently bond spool components so they do not separate. A vital component for any spool.

- Inner ribs provide extra protection
- Molded from high-impact HIPS resin for superior strength
- No gluing or other secondary operations necessary

Material: HIPS **Color:** Black




PDP Series

Pad Plugs

PDP Series pad plugs are made with strong, high-impact materials specifically designed to secure and protect rolls from edge damage during storage and shipping. These plugs can be used to suspend and unitize larger-diameter rolls shipped on end, lowering overall costs. Integral extension plugs are included.

Material: HDPE **Color:** Black



CPR Series

Suspension Plugs

CPR Series suspension plugs are made from strong, high-impact resistant materials, designed to provide the strength and ruggedness required to maintain integrity when suspending very large rolls. There are multiple diameters available. Sampling is recommended.

Material: Nylon **Color:** Black or White



Anchor Plugs **AP Series**

Caplugs No.	Size	Description	Packaging	
			Pieces	Lbs
AP3058	3"	With 5/8" diameter Arbor hole	650	29
AP3100	3"	With 1" diameter Arbor hole	650	29
AP3125	3"	With 1-1/4" diameter Arbor hole	650	29


Pad Plugs **PDP Series**

Caplugs No.	Size	Description	Packaging	
			Pieces	Lbs
PDP-450	4-1/2"	Square shape with 2" extension plug	250	16
PDP-562	5-5/8"	Octagon shape with 2" extension plug	250	21
PDP-718	7-3/16"	Square shape with 3" extension plug	120	21
PDP-0550-187	5-1/2"	Square shape with 1-7/8" extension plug	175	
PDP-0550-275	5-1/2"	Square shape with 2-3/4" extension plug	150	

Suspension Plugs **CP Series**

Caplugs No.	Size	Description	Packaging	
			Pieces	Lbs
CPR-304	3"	4" extension	1960	233

CH Series




Roll Suspension Channels

CH Series roll suspension channels are made with high-quality aluminum and can be cut to specific lengths. Multiple widths are available.

Material: Aluminum **Color:** Silver



EB Series



Roll Suspension Component

EB Series roll suspension component is made from high-quality particle board or plywood, ranging in thickness from 1/8" to 1-1/2". It is designed to withstand the weight of very large rolls and engineered and cut to meet your specific requirements.

Contact Caplugs for more information.

Material: High-Quality Particle Board **Color:** Tan



Roll Suspension Channels **CH Series**

Caplugs No.	Size	Description	Packaging	
			Pieces	Lbs
CH075	3/4"	32" long Aluminum "H" channel	250	150
CH100	1"	32" long Aluminum "H" channel	250	150
CU100	1"	32" long Aluminum "U" channel	400	175

Roll Suspension Component **EB Series**





shercon® masking

As the experts in precision masking solutions, we can offer the most comprehensive range of standard masking devices and in-house custom capabilities with the full Shercon masking line. Our broad range of parts securely protects your product during any finishing process including painting, powder coating, anodizing, plating and e-coating.

**ULTRA
BAKE™**

A resilient, reusable silicone material recommended for temperatures up to 600°F

**FLEX®
500**

An economical vinyl material ideal for one-time use recommended for temperatures up to 500°F

For our customers that need multiple masking devices, our kits provide a variety of part types in smaller quantities.

caps

ULTRABAKE™
B A K E

SC-SH Series

Silicone Caps

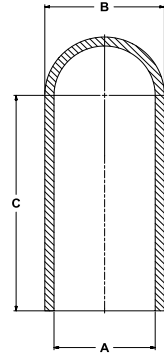
Ultrabake™ Silicone Caps are designed to mask plain and threaded studs, tube ends and even slotted holes; they will mask off the stud and allow finishing up to it. Recommended for Powder coating, e-coating, plating & anodizing.

- Recommended temperatures up to 600°F (315°C)
- Rugged & durable
- Can stretch to mask larger dimensions
- Reusable

Material: Silicone **Color:** See chart for color coding

Optional Colors: Clear, White

Note: Caps can also be produced in EPDM 350°F (177°C)



Caplugs No.	Color	Dimensions								Packaging
		Fits Thread		A		B		C		Quantity Per Bag
		Metric	UNC	In	mm	In	mm	In	mm	
SC37-0500	Clear			.037	.94	.100	2.54	.500	12.70	1000
SC62	Dark Blue			.062	1.57	.187	4.75	1.000	25.40	1000
SC70	Clear	M2	2-56	.070	1.78	.170	4.32	1.000	25.40	1000
SC93	Pink		3-48	.093	2.36	.195	4.95	.750	19.05	1000
SC93-0500	Dark Grey		3-48	.093	2.36	.195	4.95	.500	12.70	1000
SC93-1000	White		3-48	.093	2.36	.195	4.95	1.000	25.40	1000
SC100-0500	Dark Blue	M3	4-40	.100	2.54	.200	5.08	.500	12.70	1000
SC100	Light Green	M3	4-40	.100	2.54	.200	5.08	1.000	25.40	1000
SC109-0500	Yellow		5-40	.109	2.77	.215	5.46	.500	12.70	1000
SC109	Grey		5-40	.109	2.77	.215	5.46	.750	19.05	1000
SC109-1000	White		5-40	.109	2.77	.215	5.46	1.000	25.40	1000
SC125-0500	Light Blue		6-32	.125	3.18	.250	6.35	.500	12.70	1000
SC125	Black		6-32	.125	3.18	.250	6.35	1.000	25.40	1000
SC140-0500	Clear			.140	3.56	.265	6.73	.500	12.70	1000
SC140	White			.140	3.56	.265	6.73	1.000	25.40	1000
SC148-0500	Dark Blue	M4		.148	3.76	.240	6.10	.500	12.70	1000
SC148-0750	Dark Grey	M4		.148	3.76	.240	6.10	.750	19.05	1000
SC148	Pink	M4		.148	3.76	.240	6.10	1.000	25.40	1000
SC156-0500	Light Green		8-32	.156	3.96	.280	7.11	.500	12.70	1000
SC156	Yellow		8-32	.156	3.96	.280	7.11	1.000	25.40	1000
SC156-1250	Clear		8-32	.156	3.96	.280	7.11	1.250	31.75	1000
SC164-1000	Black			.164	4.17	.292	7.42	1.000	25.40	1000
SC172-0500	Grey		10-24	.172	4.37	.300	7.62	.500	12.70	1000
SC172	Light Blue		10-24	.172	4.37	.300	7.62	1.000	25.40	1000
SC172-1500	Clear		10-24	.172	4.37	.300	7.62	1.500	38.10	1000
SC180	Black	M5		.180	4.57	.280	7.11	1.000	25.40	1000
SC187-0500	White		12-24	.187	4.75	.315	8.00	.500	12.70	1000
SC187-0750	Light Blue		12-24	.187	4.75	.315	8.00	.750	19.05	1000
SC187	Clear		12-24	.187	4.75	.315	8.00	1.000	25.40	1000
SC218	Yellow			.218	5.54	.338	8.59	1.000	25.40	500
SC223-0500	Dark Blue	M6		.223	5.66	.345	8.76	.500	12.70	500
SC223-1000	Black	M6		.223	5.66	.345	8.76	1.000	25.40	500
SC223	Pink	M6		.223	5.66	.345	8.76	1.500	38.10	500
SC234-0500	White		1/4-20	.234	5.94	.360	9.14	.500	12.70	500
SC234	Light Green		1/4-20	.234	5.94	.360	9.14	1.000	25.40	500
SC234-1500	Yellow		1/4-20	.234	5.94	.360	9.14	1.500	38.10	500
SC250-0500	Clear			.250	6.34	.380	9.65	.500	12.70	500
SC250	Grey			.250	6.35	.380	9.65	1.000	25.40	500

Caplugs No.	Color	Dimensions								Packaging Quantity Per Bag
		Fits Thread		A		B		C		
		Metric	UNC	In	mm	In	mm	In	mm	
SC281-0500	Yellow		5/16 - 18	.281	7.14	.400	10.16	.500	12.70	500
SC281	Light Blue		5/16 - 18	.281	7.14	.400	10.16	1.000	25.40	500
SC295-0500	Black	M8		.295	7.49	.420	10.67	.500	12.70	500
SC295-1000	Light Green	M8		.295	7.49	.420	10.67	1.000	25.40	500
SC295	Clear	M8		.295	7.49	.420	10.67	1.500	38.10	500
SC312	White			.312	7.92	.440	11.18	1.000	25.40	500
SC312-1500	Pink			.312	7.92	.440	11.18	1.500	38.10	500
SC340	Black			.340	8.64	.460	11.68	1.000	25.40	500
SC355	Light Green		3/8 - 16	.355	9.02	.485	12.32	1.500	38.10	500
SC375-0500	Pink	M10		.375	9.53	.505	12.83	.500	12.70	500
SC375-0750	Dark Blue	M10		.375	9.53	.505	12.83	.750	19.05	500
SC375	Yellow	M10		.375	9.53	.505	12.83	1.000	25.40	500
SC375-1500	Grey			.375	9.53	.505	12.83	1.500	38.10	500
SC406	Light Blue		7/16 - 14	.406	10.31	.531	13.49	1.000	25.40	500
SC437	Black			.437	11.10	.565	14.35	1.000	25.40	500
SC456-1000	Pink	M12		.456	11.58	.581	14.76	1.000	25.40	500
SC456	Clear	M12		.456	11.58	.581	14.76	1.500	38.10	500
SC468	White			.468	11.89	.593	15.06	1.000	25.40	500
SC480-1000	Light Grey		1/2 - 13	.480	12.19	.605	15.37	1.000	25.40	500
SC480	Pink		1/2 - 13	.480	12.19	.605	15.37	1.500	38.10	500
SC500	Light Green			.500	12.70	.625	15.88	1.500	38.10	500
SC535	Yellow	M14		.535	13.59	.635	16.13	1.500	38.10	250
SC535-3000	Grey	M14		.535	13.59	.635	16.13	3.000	76.20	250
SC562	Light Blue			.562	14.27	.686	17.42	1.500	38.10	250
SC600	Black	M16	5/8 - 11	.600	15.24	.724	18.39	1.500	38.10	250
SC625	Clear			.625	15.88	.750	19.05	1.500	38.10	250
SC625-2500	White			.625	15.88	.750	19.05	2.500	63.50	250
SC687	Pink			.687	17.45	.812	20.62	1.500	38.10	250
SC730	Light Green	M19		.730	18.54	.855	21.72	1.500	38.10	250
SC750	Yellow			.750	19.05	.875	22.23	1.500	38.10	250
SC750-3500	Grey			.750	19.05	.875	22.23	3.500	88.90	250
SC780	Light Blue			.780	19.81	.905	22.99	1.500	38.10	250
SC812	Black			.812	20.62	.937	23.80	1.500	38.10	250
SC875	Clear			.875	20.62	1.000	23.80	1.500	38.10	250
SC937	White			.937	23.80	1.062	26.97	1.500	38.10	250
SC970	Pink	M25		.970	24.64	1.095	27.81	1.500	38.10	250
SC1000	Light Green			1.000	25.40	1.125	28.58	1.500	38.10	250
SC1000-2000	Yellow			1.000	25.40	1.125	28.58	2.000	50.80	250
SC1062	Grey			1.062	26.97	1.187	30.15	2.000	50.80	100
SC1125	Light Blue			1.125	28.58	1.250	31.75	1.500	38.10	100
SC1187	Black			1.187	30.15	1.312	33.32	1.500	38.10	100
SC1250	Clear			1.250	31.75	1.382	35.10	1.500	38.10	100
SC1350	White			1.350	34.29	1.484	37.69	1.750	44.45	100
SC1500	Pink			1.500	38.10	1.625	41.28	1.000	25.40	100
SC1500-1750	Light Green			1.500	38.10	1.625	41.28	1.750	44.45	100
SC1750	Yellow			1.750	44.45	1.875	47.63	2.000	50.80	100
SC1875	Grey			1.875	47.63	2.000	50.80	2.000	50.80	100
SC2000	Light Blue			2.000	50.80	2.125	53.98	2.000	50.80	100



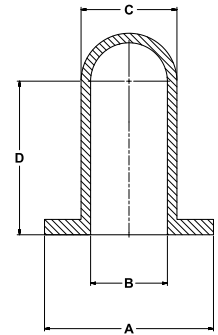
WC-SH Series

Silicone Washer Caps

Our Ultrabake™ Silicone Washer Caps are designed to plug plain and threaded holes & studs; they will mask off the hole and leave a circular grounding or earthing area around it. Recommended for Powder coating, e-coating, plating & anodizing.

- Recommended temperatures up to 600°F (315°C)
- Can be used to both cover studs or plug holes
- Washer design eliminates the need for two-stage masking
- Reusable

Material: Silicone **Color:** See chart for color coding
Optional Colors: Clear, White



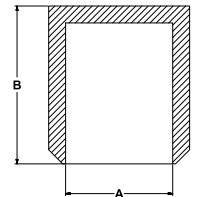
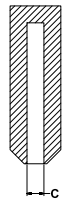
SRC-SH Series

Silicone Grounding Caps

Our Ultrabake™ Silicone Grounding Caps are ideal for grounding tabs. The larger sizes of this cap have a tapered opening which allows the coating material to come close to the inside dimensions of the cap.

- Temperatures up to 600°F (315°C)
- Can be used as a plug in small rectangular openings
- Reusable

Material: Silicone **Color:** See chart for color coding
Optional Colors: Clear, White



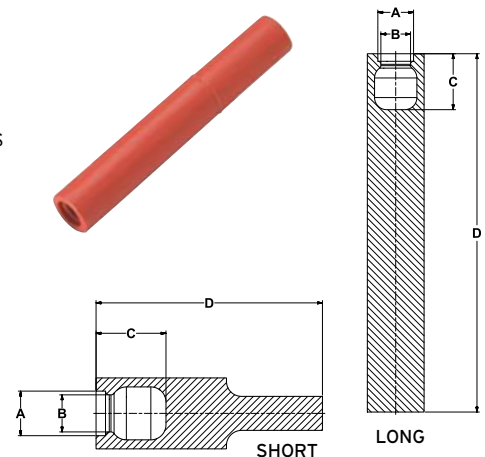
ZC-SH Series

Zerk Caps

Our Zerk Caps are designed specifically to mask Zerk fittings; they will mask off the fitting and allow finishing up to it. Available with either a short handle or with an extended handle, which eases installation and facilitates removal from hard-to-reach spaces. Recommended for Powder coating, e-coating, plating & anodizing.

- Recommended temperatures up to 600°F (315°C) or 350°F (177°C)
- Reusable

Material: Silicone & Neoprene **Color:** See chart for color coding



Silicone Washer Caps **WC-SH Series**

Caplugs No.	Color	Thread	Dimensions								Packaging
			A		B		C		D		Quantity Per Bag
			In	mm	In	mm	In	mm	In	mm	
WC125-0500	Clear		.500	12.70	.125	3.18	.260	6.60	1.000	25.40	500
WC156-0500	Clear		.500	12.70	.156	3.96	.320	8.13	1.000	25.40	500
WC172-0500	Clear		.500	12.70	.172	4.37	.385	9.78	1.000	25.40	500
WC027-012	Light Green	M3	.472	12.00	.106	2.69	.244	6.20	1.000	25.40	500
WC037-012	Pink	M4	.472	12.00	.146	3.70	.264	6.70	1.000	25.40	500
WC046-015	Clear	M5	.591	15.00	.181	4.60	.323	8.20	1.000	25.40	500
WC056-015	Red	M6	.591	15.00	.220	5.59	.343	8.71	1.000	25.40	500
WC075-018	Black	M8	.709	18.00	.295	7.50	.421	10.70	1.000	25.40	250
WC095-018	Yellow	M10	.820	20.83	.374	9.50	.500	12.70	1.500	38.10	250
WC115-025	Clear	M12	.989	25.12	.453	11.50	.657	16.69	1.500	38.10	250
WC155-031	Purple	M16	1.220	31.00	.610	15.50	.815	20.70	1.500	38.10	250
WC195-038	Grey	M20	1.496	38.00	.768	19.50	.972	24.69	1.500	38.10	250

Silicone Grounding Caps **SRC-SH Series**

Caplugs No.	Color	Dimensions						Packaging
		A		B		C		Quantity Per Bag
		In	mm	In	mm	In	mm	
SRC-1	Clear	.248	6.30	.394	10.01	.030	.76	1000
SRC-2	Rusty Red	.248	6.30	.456	11.58	.030	.76	1000
SRC-3	Clear	.470	11.94	.374	9.50	.040	1.02	1000
SRC-4	Yellow	.460	11.68	.280	7.11	.035	.89	1000
SRC-5	Pink	.490	12.45	.687	17.45	.047	1.19	1000

Zerk Caps **ZC-SH Series**

Caplugs No.	Material	Color	Dimensions								Packaging
			A		B		C		D		Quantity Per Bag
			In	mm	In	mm	In	mm	In	mm	
ZC-S	Ultrabake™	Blue	.232	5.89	.193	4.90	.364	9.25	1.179	29.95	500
ZC-L	Ultrabake™	Rusty Red	.232	5.89	.193	4.90	.364	9.25	2.333	59.26	250
ZC-S-N	Neoprene	Green	.232	5.89	.193	4.90	.364	9.25	1.179	29.95	500
ZC-L-N	Neoprene	Green	.232	5.89	.193	4.90	.364	9.25	2.333	59.26	250



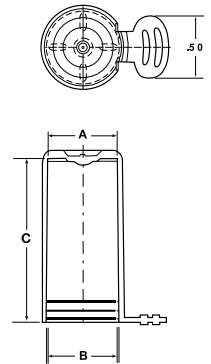
HJS Series

Flexible Tear-Tab Caps

Designed to be ergonomically friendly with a soft, flexible feel and a finger grip, making installation and removal of the cap quick and easy. Caps maintain their flexibility after masking processes giving you the option of removing after processing, or leaving on as shipping protection and allowing the end-user to remove it. Ideal for masking applications during painting, plating and powder coating operations.

Material: Flex500® **Color:** Black

Note: For low temperature vinyl, please refer to JS Series.



HCR Series

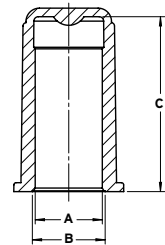
High-Temperature Caps

HCR Series caps are temperature-resistant to protect up to and beyond 500°F. These sleeves were developed to mask and protect copper tubing during high-temperature masking processes. These caps were designed with exterior ribs to aid in removal and installation. A slightly flared open-end allows them to be easily pushed onto the application.

- Can withstand temperatures 500°F (260°C)

Material: Flex500® **Color:** Black

Note: Additional sizes available - visit www.caplugs.com



Flexible Tear-Tab Caps **HJS Series**

Caplugs No.	Dimensions						Packaging	
	A		B		C		Carton Quantity	Mini Pak Quantity
	In	mm	In	mm	In	mm		
HJS-582L	.557	14.15	.604	15.34	1.330	33.78	3000	600
HJS-625L	.609	15.47	.601	15.27	1.240	31.50	4000	800

High-Temperature Caps **HCR Series**

Caplugs No.	Dimensions						Packaging	
	A		B		C		Carton Quantity	Mini Pak Quantity
	In	mm	In	mm	In	mm		
HCR-320-20	.277	7.04	.320	8.13	1.28	32.51	5000	1000
HCR-450-32	.412	10.46	.450	11.43	2.03	51.56	2000	400
HCR-580-32	.540	13.72	.580	14.73	2.06	52.32	1000	200
HCR-510-18	.470	11.94	.510	12.95	1.23	31.24	2000	400
HCR-700-32	.660	16.76	.700	17.78	2.13	54.10	1000	200
HCR-375-8	.404	10.26	.520	13.21	.50	12.70	5000	1000
HCR-375-14	.404	10.26	.520	13.21	.86	21.84	5000	1000
HCR-820-32	.780	19.81	.820	20.83	2.13	54.10	500	100
HCR-1060-44	1.015	25.78	1.060	26.92	2.81	71.37	300	60
HCR-1330-44	1.285	32.64	1.330	33.78	2.75	69.85	300	60
HCR-1510-44	1.484	37.69	1.510	38.35	2.75	69.85	300	60
HCR-1630-48	1.560	39.63	1.630	41.40	3.06	77.72	300	60



HVC Series

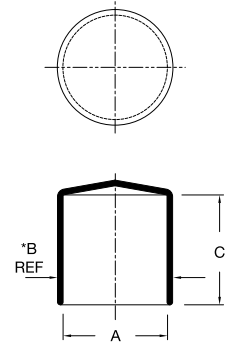

Flexible Round Caps

HVC Series temperature-resistant caps protect up to and beyond 500°F. Extremely flexible and durable protective closures which are ideal for use as thread protectors, dust and moisture seals, and as masking caps during painting, plating or powder coating operations.

Material: Flex500® **Color:** Black **Optional Color:** Yellow

Note: "B" dimension provided for reference only. Measured approximately 1/4" from open end of part.

Note: For low temperature vinyl, please refer to VC Series.



Caplugs No.	Dimensions						Packaging		
	A		B REF		C		Carton Quantity	Mini Pak† Quantity	Micro Pak‡ Quantity
	In	mm	In	mm	In	mm			
HVC-054-10	.054	1.37	.09	2.29	.625	15.88	5000	n/a	n/a
HVC-062-10	.062	1.57	.12	3.05	.625	15.88	5000	1000	100
HVC-072-10	.072	1.83	.13	3.35	.625	15.88	5000	n/a	n/a
HVC-080-10	.080	2.03	.14	3.56	.625	15.88	5000	1000	100
HVC-093-12	.093	2.36	.15	3.81	.750	19.05	5000	1000	100
HVC-109-12	.109	2.77	.18	4.57	.750	19.05	5000	1000	100
HVC-125-8	.125	3.18	.20	5.08	.500	12.70	5000	n/a	n/a
HVC-125-16	.125	3.18	.20	5.08	1.000	25.40	5000	1000	100
HVC-140-8	.140	3.56	.21	5.33	.500	12.70	5000	n/a	n/a
HVC-140-16	.140	3.56	.21	5.33	1.000	25.40	5000	1000	100
HVC-148-8	.148	3.76	.24	6.30	.500	12.70	5000	n/a	n/a
HVC-148-16	.148	3.76	.24	6.30	1.000	25.40	5000	n/a	n/a
HVC-156-8	.156	3.96	.24	6.10	.500	12.70	5000	n/a	n/a
HVC-156-16	.156	3.96	.24	6.10	1.000	25.40	5000	1000	100
HVC-172-8	.172	4.37	.25	6.35	.500	12.70	5000	n/a	n/a
HVC-172-16	.172	4.37	.25	6.35	1.000	25.40	5000	1000	100
HVC-180-8	.180	4.57	.26	6.60	.500	12.70	5000	n/a	n/a
HVC-180-16	.180	4.57	.26	6.60	1.000	25.40	5000	n/a	n/a
HVC-187-8	.187	4.75	.27	6.86	.500	12.70	5000	n/a	n/a
HVC-187-16	.187	4.75	.27	6.86	1.000	25.40	5000	1000	100
HVC-187-24	.187	4.75	.27	6.86	1.500	38.10	4000	n/a	n/a
HVC-203-8	.203	5.16	.29	7.37	.500	12.70	5000	n/a	n/a
HVC-203-16	.203	5.16	.29	7.37	1.000	25.40	5000	1000	100
HVC-218-8	.218	5.54	.31	7.87	.500	12.70	5000	n/a	n/a
HVC-218-16	.218	5.54	.31	7.87	1.000	25.40	5000	1000	100
HVC-224-8	.224	5.69	.31	7.87	.500	12.70	5000	n/a	n/a
HVC-224-16	.224	5.69	.31	7.87	1.000	25.40	4000	n/a	n/a
HVC-234-8	.234	5.94	.32	8.13	.500	12.70	5000	n/a	n/a
HVC-234-16	.234	5.94	.32	8.13	1.000	25.40	5000	1000	100
HVC-250-8	.250	6.35	.35	8.89	.500	12.70	5000	n/a	n/a
HVC-250-16	.250	6.35	.35	8.89	1.000	25.40	5000	1000	100
HVC-281-8	.281	7.14	.38	9.65	.500	12.70	5000	n/a	n/a
HVC-281-16	.281	7.14	.38	9.65	1.000	25.40	5000	1000	100
HVC-290-8	.290	7.37	.40	10.16	.500	12.70	5000	n/a	n/a
HVC-290-16	.290	7.37	.40	10.16	1.000	25.40	5000	n/a	n/a
HVC-304-8	.304	7.72	.41	10.41	.500	12.70	5000	n/a	n/a
HVC-304-16	.304	7.72	.41	10.41	1.000	25.40	5000	n/a	n/a
HVC-312-8	.312	7.93	.42	10.67	.500	12.70	5000	n/a	n/a

† Mini and Micro Paks available in standard color.

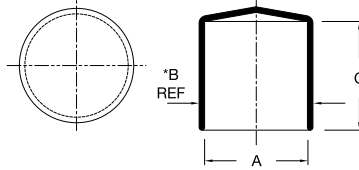
‡ Minimum order for Micro Paks is 2.

Flexible Round Caps HVC Series

Caplugs No.	Dimensions						Packaging		
	A		B REF		C		Carton Quantity	Mini Pak† Quantity	Micro Pak‡ Quantity
	In	mm	In	mm	In	mm			
HVC-312-16	.312	7.93	.42	10.67	1.000	25.40	5000	1000	100
HVC-312-24	.312	7.93	.43	10.92	1.500	38.10	2500	n/a	n/a
HVC-343-8	.343	8.71	.45	11.43	.500	12.70	5000	n/a	n/a
HVC-343-16	.343	8.71	.45	11.43	1.000	25.40	2500	500	50
HVC-375-8	.375	9.53	.50	12.70	.500	12.70	5000	n/a	n/a
HVC-375-16	.375	9.53	.50	12.70	1.000	25.40	2500	500	50
HVC-406-8	.406	10.31	.53	13.46	.500	12.70	5000	n/a	n/a
HVC-406-16	.406	10.31	.53	13.46	1.000	25.40	2500	500	50
HVC-437-8	.437	11.10	.56	14.22	.500	12.70	5000	n/a	n/a
HVC-437-16	.437	11.10	.56	14.22	1.000	25.40	2500	500	50
HVC-460-8	.460	11.68	.58	14.73	.500	12.70	5000	n/a	n/a
HVC-460-16	.460	11.68	.58	14.73	1.000	25.40	2500	n/a	n/a
HVC-467-8	.467	11.86	.58	14.73	.500	12.70	5000	n/a	n/a
HVC-467-16	.467	11.86	.58	14.73	1.000	25.40	2500	n/a	n/a
HVC-490-8	.490	12.45	.61	15.49	.500	12.70	5000	n/a	n/a
HVC-490-16	.490	12.45	.61	15.49	1.000	25.40	3000	n/a	n/a
HVC-500-8	.500	12.70	.62	15.75	.500	12.70	5000	n/a	n/a
HVC-500-16	.500	12.70	.62	15.75	1.000	25.40	2500	500	50
HVC-531-8	.531	13.49	.65	16.51	.500	12.70	5000	n/a	n/a
HVC-531-16	.531	13.49	.65	16.51	1.000	25.40	2500	n/a	n/a
HVC-562-8	.562	14.28	.69	17.53	.500	12.70	2500	n/a	n/a
HVC-562-16	.562	14.28	.69	17.53	1.000	25.40	2000	n/a	n/a
HVC-600-8	.600	15.24	.73	18.54	.500	12.70	3000	n/a	n/a
HVC-600-16	.600	15.24	.73	18.54	1.000	25.40	2000	n/a	n/a
HVC-625-8	.625	15.88	.76	19.30	.500	12.70	2500	n/a	n/a
HVC-625-16	.625	15.88	.76	19.30	1.000	25.40	2000	400	50
HVC-625-24	.625	15.88	.77	19.56	1.500	38.10	1500	n/a	n/a
HVC-640-8	.640	16.26	.77	19.56	.500	12.70	4000	n/a	n/a
HVC-640-16	.640	16.26	.77	19.56	1.000	25.40	2000	n/a	n/a
HVC-665-8	.665	16.89	.80	20.32	.500	12.70	4000	n/a	n/a
HVC-665-16	.665	16.89	.80	20.32	1.000	25.40	2000	n/a	n/a
HVC-687-8	.687	17.45	.81	20.57	.500	12.70	2500	n/a	n/a
HVC-687-16	.687	17.45	.81	20.57	1.000	25.40	1000	n/a	n/a
HVC-690-8	.690	17.53	.82	20.83	.500	12.70	2500	n/a	n/a
HVC-690-16	.690	17.53	.82	20.83	1.000	25.40	1000	n/a	n/a
HVC-725-8	.725	18.42	.86	21.84	.500	12.70	2500	n/a	n/a
HVC-725-16	.725	18.42	.86	21.84	1.000	25.40	1000	n/a	n/a
HVC-750-8	.750	19.05	.88	22.35	.500	12.70	2500	n/a	n/a
HVC-750-16	.750	19.05	.88	22.35	1.000	25.40	1000	200	25
HVC-812-8	.812	20.63	.94	23.88	.500	12.70	2500	n/a	n/a
HVC-812-16	.812	20.63	.94	23.88	1.000	25.40	1000	n/a	n/a
HVC-812-24	.812	20.63	.95	24.13	1.500	38.10	1000	n/a	n/a
HVC-843-8	.843	21.41	.98	24.89	.500	12.70	2500	n/a	n/a
HVC-843-16	.843	21.41	.98	24.89	1.000	25.40	1000	n/a	n/a
HVC-870-8	.870	22.10	1.01	25.65	.500	12.70	1000	n/a	n/a
HVC-870-16	.870	22.10	1.01	25.65	1.000	25.40	1000	n/a	n/a
HVC-875-8	.875	22.23	1.02	25.91	.500	12.70	2500	n/a	n/a
HVC-875-16	.875	22.23	1.02	25.91	1.000	25.40	1000	200	25
HVC-875-24	.875	22.23	1.02	25.91	1.500	38.10	1000	n/a	n/a
HVC-937-8	.937	23.80	1.08	27.43	.500	12.70	2000	n/a	n/a
HVC-937-16	.937	23.80	1.08	27.43	1.000	25.40	1000	n/a	n/a
HVC-985-8	.985	25.02	1.13	28.70	.500	12.70	2000	n/a	n/a
HVC-985-16	.985	25.02	1.13	28.70	1.000	25.40	1000	n/a	n/a
HVC-1000-8	1.000	25.40	1.14	28.96	.500	12.70	1000	n/a	n/a
HVC-1000-16	1.000	25.40	1.14	28.96	1.000	25.40	1000	200	25
HVC-1000-24	1.000	25.40	1.14	28.96	1.500	38.10	1000	n/a	n/a
HVC-1062-16	1.062	26.97	1.20	30.48	1.000	25.40	1200	n/a	n/a
HVC-1090-16	1.090	27.69	1.22	30.99	1.000	25.40	1200	n/a	n/a



HVC Series Flexible Round Caps (cont.)



Note: "B" dimension provided for reference only. Measured approximately 1/4" from open end of part.

For low temperature vinyl, please refer to VC Series.

Caplugs No.	Dimensions						Packaging		
	A		B REF		C		Carton Quantity	Mini Pak† Quantity	Micro Pak‡ Quantity
	In	mm	In	mm	In	mm			
HVC-1125-16	1.125	28.57	1.27	32.26	1.000	25.40	500	n/a	n/a
HVC-1187-16	1.187	30.14	1.33	33.78	1.000	25.40	500	n/a	n/a
HVC-1250-16	1.250	31.75	1.39	35.31	1.000	25.40	500	n/a	n/a
HVC-1250-24	1.250	31.75	1.39	35.31	1.500	38.10	500	n/a	n/a
HVC-1312-16	1.312	33.32	1.45	36.83	1.000	25.40	1000	n/a	n/a
HVC-1312-24	1.312	33.32	1.45	36.83	1.500	38.10	600	n/a	n/a
HVC-1375-16	1.375	34.92	1.52	38.61	1.000	25.40	500	n/a	n/a
HVC-1375-24	1.375	34.92	1.52	38.61	1.500	38.10	400	n/a	n/a
HVC-1437-16	1.437	36.50	1.58	40.06	1.000	25.40	750	n/a	n/a
HVC-1500-16	1.500	38.10	1.64	41.66	1.000	25.40	500	n/a	n/a
HVC-1500-24	1.500	38.10	1.64	41.66	1.500	38.10	300	n/a	n/a
HVC-1593-16	1.593	40.46	1.72	43.76	1.000	25.40	500	n/a	n/a
HVC-1625-16	1.625	41.27	1.77	44.96	1.000	25.40	500	n/a	n/a
HVC-1687-16	1.687	42.84	1.83	46.48	1.000	25.40	500	n/a	n/a
HVC-1750-16	1.750	44.45	1.89	48.01	1.000	25.40	500	n/a	n/a
HVC-1812-16	1.812	46.02	1.95	49.58	1.000	25.40	1000	n/a	n/a
HVC-1875-16	1.875	47.62	2.02	51.31	1.000	25.40	250	n/a	n/a
HVC-1937-16	1.937	49.20	2.07	52.76	1.000	25.40	600	n/a	n/a
HVC-2000-16	2.000	50.80	2.14	54.36	1.000	25.40	250	n/a	n/a
HVC-2000-24	2.000	50.80	2.14	54.36	1.500	38.10	300	n/a	n/a
HVC-2125-16	2.125	53.98	2.27	57.79	1.000	25.40	500	n/a	n/a
HVC-2156-16	2.156	54.76	2.30	58.57	1.000	25.40	500	n/a	n/a
HVC-2250-16	2.250	57.15	2.40	60.96	1.000	25.40	500	n/a	n/a
HVC-2250-24	2.250	57.15	2.40	60.96	1.500	38.10	300	n/a	n/a
HVC-2375-16	2.375	59.56	2.52	64.14	1.000	25.40	200	n/a	n/a
HVC-2375-24	2.375	59.56	2.52	64.14	1.500	38.10	250	n/a	n/a
HVC-2460-16	2.460	62.48	2.61	66.29	1.000	25.40	250	n/a	n/a
HVC-2500-16	2.500	63.50	2.65	67.31	1.000	25.40	400	n/a	n/a
HVC-2500-24	2.500	63.50	2.65	67.31	1.500	38.10	250	n/a	n/a
HVC-2625-16	2.625	66.67	2.77	70.49	1.000	25.40	400	n/a	n/a
HVC-2625-24	2.625	66.67	2.77	70.49	1.500	38.10	200	n/a	n/a
HVC-2687-16	2.687	68.25	2.84	72.31	1.000	25.40	400	n/a	n/a
HVC-2750-16	2.750	69.85	2.91	73.91	1.000	25.40	300	n/a	n/a
HVC-2750-24	2.750	69.85	2.91	73.91	1.500	38.10	200	n/a	n/a
HVC-2875-16	2.875	73.03	3.03	77.09	1.000	25.40	250	n/a	n/a
HVC-3000-16	3.000	76.20	3.16	80.26	1.000	25.40	250	n/a	n/a
HVC-3000-24	3.000	76.20	3.16	80.26	1.500	38.10	250	n/a	n/a
HVC-3125-16	3.125	79.37	3.285	83.44	1.000	25.40	250	n/a	n/a
HVC-3125-24	3.125	79.37	3.285	83.44	1.500	38.10	300	n/a	n/a
HVC-3250-18	3.250	82.55	3.410	86.61	1.125	28.58	200	n/a	n/a
HVC-3375-18	3.375	85.73	3.535	89.79	1.125	28.58	250	n/a	n/a
HVC-3500-18	3.500	88.90	3.660	92.96	1.125	28.58	225	n/a	n/a
HVC-3500-24	3.500	88.90	3.660	92.96	1.500	38.10	200	n/a	n/a
HVC-3625-18	3.625	92.08	3.785	96.14	1.125	28.58	200	n/a	n/a
HVC-3750-18	3.750	92.25	3.910	99.31	1.125	28.58	200	n/a	n/a
HVC-3875-18	3.875	98.43	4.035	102.49	1.125	28.58	200	n/a	n/a
HVC-4000-20	4.000	101.60	4.160	105.66	1.250	31.75	100	n/a	n/a

† Mini and Micro Paks available in standard color.

‡ Minimum order for Micro Paks is 2.

Flexible Round Caps (cont.) HVC Series

Caplugs No.	Dimensions						Packaging		
	A		B REF		C		Carton Quantity	Mini Pak† Quantity	Micro Pak‡ Quantity
	In	mm	In	mm	In	mm			
HVC-4125-20	4.125	104.78	4.285	108.84	1.250	31.75	150	n/a	n/a
HVC-4187-20	4.187	106.35	4.347	110.41	1.250	31.75	100	n/a	n/a
HVC-4250-20	4.250	107.95	4.410	112.01	1.250	31.75	150	n/a	n/a
HVC-4375-20	4.375	111.13	4.535	115.19	1.250	31.75	150	n/a	n/a
HVC-4500-20	4.500	114.30	4.660	118.36	1.250	31.75	150	n/a	n/a
HVC-4750-20	4.750	120.65	4.910	124.71	1.250	31.75	100	n/a	n/a
HVC-5000-22	5.000	127.00	5.180	131.57	1.375	34.93	125	n/a	n/a
HVC-5187-22	5.187	131.75	5.367	136.32	1.375	34.93	125	n/a	n/a
HVC-5375-22	5.375	136.53	5.555	141.10	1.375	34.93	100	n/a	n/a
HVC-5500-22	5.500	139.70	5.680	144.27	1.375	34.93	100	n/a	n/a
HVC-5750-22	5.750	146.05	5.930	150.62	1.375	34.93	50	n/a	n/a
HVC-6000-24	6.000	152.40	6.180	156.97	1.500	38.10	90	n/a	n/a
HVC-6250-24	6.250	158.75	6.430	163.32	1.500	38.10	90	n/a	n/a
HVC-6500-24	6.500	165.10	6.680	169.67	1.500	38.10	80	n/a	n/a
HVC-6750-24	6.750	171.45	6.930	176.02	1.500	38.10	70	n/a	n/a
HVC-7000-24	7.000	177.80	7.180	182.37	1.500	38.10	50	n/a	n/a
HVC-7250-24	7.250	184.15	7.430	188.72	1.500	38.10	70	n/a	n/a
HVC-7500-24	7.500	190.50	7.680	195.07	1.500	38.10	50	n/a	n/a
HVC-7750-28	7.750	196.85	7.930	201.42	1.750	44.45	50	n/a	n/a
HVC-8000-28	8.000	203.20	8.180	207.77	1.750	44.45	50	n/a	n/a
HVC-8500-28	8.500	215.90	8.680	220.47	1.750	44.45	50	n/a	n/a
HVC-8750-28	8.750	222.25	8.930	226.82	1.750	44.45	50	n/a	n/a
HVC-9000-28	9.000	228.60	9.200	233.68	1.750	44.45	40	n/a	n/a
HVC-9250-28	9.250	234.95	9.450	240.03	1.750	44.45	40	n/a	n/a
HVC-9375-28	9.375	238.13	9.575	243.21	1.750	44.45	40	n/a	n/a
HVC-9500-28	9.500	241.30	9.700	246.38	1.750	44.45	40	n/a	n/a
HVC-9625-28	9.625	244.48	9.825	249.56	1.750	44.45	40	n/a	n/a
HVC-9875-28	9.875	250.83	10.075	255.91	1.750	44.45	40	n/a	n/a
HVC-10000-32	10.000	254.00	10.200	259.08	2.000	50.80	35	n/a	n/a
HVC-10312-32	10.312	261.92	10.512	267.00	2.000	50.80	25	n/a	n/a
HVC-10750-32	10.750	273.05	10.950	278.13	2.000	50.80	25	n/a	n/a
HVC-11000-32	11.000	279.40	11.200	284.48	2.000	50.80	25	n/a	n/a
HVC-11375-32	11.375	288.93	11.575	294.01	2.000	50.80	25	n/a	n/a
HVC-11750-32	11.750	298.45	11.950	303.53	2.000	50.80	25	n/a	n/a
HVC-12000-32	12.000	304.80	12.200	309.88	2.000	50.80	25	n/a	n/a
HVC-12250-32	12.250	311.15	12.450	316.23	2.000	50.80	25	n/a	n/a
HVC-12500-32	12.500	317.50	12.700	322.58	2.000	50.80	25	n/a	n/a
HVC-12625-32	12.625	320.68	12.825	325.76	2.000	50.80	25	n/a	n/a
HVC-12875-32	12.875	327.03	13.075	332.11	2.000	50.80	25	n/a	n/a
HVC-13250-32	13.250	336.55	13.470	342.14	2.000	50.80	25	n/a	n/a
HVC-13500-32	13.500	342.90	13.720	348.49	2.000	50.80	25	n/a	n/a
HVC-13600-32	13.600	345.44	13.820	351.03	2.000	50.80	25	n/a	n/a
HVC-14000-32	14.000	355.60	14.220	361.19	2.000	50.80	18	n/a	n/a
HVC-14250-32	14.250	361.95	14.470	367.54	2.000	50.80	25	n/a	n/a
HVC-14500-32	14.500	368.30	14.720	373.89	2.000	50.80	25	n/a	n/a
HVC-15000-32	15.000	381.00	15.220	386.59	2.000	50.80	25	n/a	n/a
HVC-15625-32	15.625	396.88	15.845	402.46	2.000	50.80	25	n/a	n/a
HVC-15875-32	15.875	403.23	16.115	409.32	2.000	50.80	25	n/a	n/a
HVC-16000-32	16.000	406.40	16.240	412.50	2.000	50.80	25	n/a	n/a
HVC-16500-32	16.500	419.10	16.740	425.20	2.000	50.80	20	n/a	n/a
HVC-17375-40	17.375	441.33	17.615	447.42	2.500	63.50	20	n/a	n/a
HVC-18000-40	18.000	457.20	18.240	463.30	2.500	63.50	15	n/a	n/a
HVC-19000-40	19.000	482.60	19.240	488.70	2.500	63.50	15	n/a	n/a
HVC-20000-40	20.000	508.00	20.240	514.10	2.500	63.50	15	n/a	n/a
HVC-21000-40	21.000	533.40	21.240	539.50	2.500	63.50	15	n/a	n/a
HVC-24000-48	24.000	609.60	24.240	615.70	3.000	76.20	15	n/a	n/a



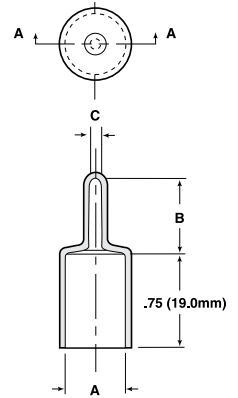
HEZ Series

Flexible Caps with Pull-Tab for Easy Removal

HEZ series caps feature an extra long tab centered at the top of the closure which allows the cap to be finger-removed easily, eliminating the use of tools which could damage threads or part surfaces. Ideal for masking applications during painting, plating and powder coating operations.

Material: Flex500® **Color:** Black **Optional Color:** Yellow

Note: For low temperature vinyl, please refer to EZ Series.



† Mini and Micro Paks available in standard color.

‡ Minimum order for Micro Paks is 2.

Flexible Caps with Pull-Tab for Easy Removal HEZ Series

Caplugs No.	Dimensions						Packaging		
	A		B		C		Carton Quantity	Mini Pak† Quantity	Micro Pak‡ Quantity
	In	mm	In	mm	In	mm			
HEZ-187-12	.187	4.74	.500	12.70	.093	2.36	5000	n/a	n/a
HEZ-215-12	.215	5.46	.500	12.70	.093	2.36	5000	n/a	n/a
HEZ-240-12	.240	6.09	.625	15.87	.125	3.17	4000	800	50
HEZ-303-12	.303	7.69	.625	15.87	.125	3.17	4000	800	50
HEZ-365-12	.365	9.27	.625	15.87	.125	3.17	3500	700	50
HEZ-386-12	.386	9.80	.625	15.87	.125	3.17	4000	n/a	n/a
HEZ-406-12	.406	10.31	.625	15.87	.125	3.17	4000	n/a	n/a
HEZ-427-12	.427	10.84	.625	15.87	.125	3.17	3000	n/a	n/a
HEZ-460-12	.460	11.68	.500	12.70	.100	2.54	2500	n/a	n/a
HEZ-490-12	.490	12.44	.687	17.44	.125	3.17	2500	500	50
HEZ-521-12	.521	13.23	.625	15.88	.125	3.17	2500	n/a	n/a
HEZ-552-12	.552	14.02	.687	17.44	.125	3.17	2000	500	50
HEZ-600-12	.600	15.24	.812	20.62	.187	4.75	2000	n/a	n/a
HEZ-615-12	.615	15.62	.687	17.44	.125	3.17	2000	400	50
HEZ-655-12	.655	16.63	.875	22.22	.187	4.75	2000	n/a	n/a
HEZ-670-12	.670	17.02	.800	20.32	.190	4.83	2000	n/a	n/a
HEZ-677-12	.677	17.19	.812	20.62	.187	4.75	2000	n/a	n/a
HEZ-695-12	.695	17.65	.812	20.62	.187	4.75	1500	n/a	n/a
HEZ-735-12	.735	18.66	.812	20.62	.187	4.74	1500	300	25
HEZ-760-12	.760	19.30	.800	20.32	.190	4.83	2000	n/a	n/a
HEZ-797-12	.797	20.24	.812	20.62	.187	4.75	1500	n/a	n/a
HEZ-835-12	.835	21.20	.843	21.41	.187	4.74	1500	n/a	n/a
HEZ-860-12	.860	21.84	.843	21.41	.187	4.74	1500	300	25
HEZ-922-12	.922	23.41	.875	22.22	.187	4.74	1000	n/a	n/a
HEZ-985-12	.985	25.01	.875	22.22	.187	4.74	1000	250	25
HEZ-1048-12	1.048	27.53	1.000	25.40	.187	4.74	1000	n/a	n/a
HEZ-1110-12	1.110	28.19	1.125	28.58	.187	4.74	1000	n/a	n/a
HEZ-1175-12	1.175	29.85	.750	19.05	.325	8.26	1000	n/a	n/a
HEZ-1230-12	1.230	31.24	1.125	28.58	.187	4.74	900	n/a	n/a
HEZ-1355-12	1.355	34.41	1.125	28.58	.250	6.35	800	n/a	n/a
HEZ-1480-12	1.480	37.59	1.000	25.40	.250	6.35	800	n/a	n/a



HFC Series

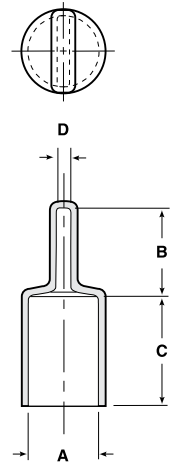
Flexible Caps with Flat Pull-Tab for Easy Removal

HFC Series caps have a long flat tab centered at the top of the closure which allows easy removal of the cap.

- Can withstand temperatures 500°F (260°C)

Material: Flex500® **Color:** Black **Optional Color:** Yellow

Note: For low temperature vinyl, please refer to VFC Series.



† Mini and Micro Paks available in standard color.

‡ Minimum order for Micro Paks is 2.

Flexible Caps with Flat Pull-Tab for Easy Removal **HFC Series**

Caplugs No.	Dimensions								Packaging		
	A		B		C		D		Carton Quantity	Mini Pak† Quantity	Micro Pak‡ Quantity
	In	mm	In	mm	In	mm	In	mm			
HFC-180-8	.180	4.57	.500	12.70	.500	12.70	.062	1.57	5000	n/a	n/a
HFC-180-16	.180	4.57	.500	12.70	1.000	25.40	.062	1.57	5000	1000	100
HFC-207-8	.207	5.25	.625	15.88	.500	12.70	.125	3.18	5000	n/a	n/a
HFC-207-16	.207	5.25	.625	15.88	1.000	25.40	.125	3.18	5000	n/a	n/a
HFC-240-8	.240	6.09	.625	15.88	.500	12.70	.125	3.18	5000	n/a	n/a
HFC-240-16	.240	6.09	.625	15.88	1.000	25.40	.125	3.18	5000	n/a	n/a
HFC-302-8	.302	7.67	.625	15.88	.500	12.70	.125	3.18	4000	n/a	n/a
HFC-302-16	.302	7.67	.625	15.88	1.000	25.40	.125	3.18	4000	n/a	n/a
HFC-365-8	.365	9.27	.625	15.88	.500	12.70	.125	3.18	5000	n/a	n/a
HFC-365-12	.365	9.27	.625	15.88	.750	19.05	.125	3.18	3000	n/a	n/a
HFC-365-16	.365	9.27	.625	15.88	1.000	25.40	.125	3.18	2500	n/a	n/a
HFC-396-8	.396	10.05	.625	15.88	.500	12.70	.125	3.18	3000	n/a	n/a
HFC-396-16	.396	10.05	.625	15.88	1.000	25.40	.125	3.18	3000	n/a	n/a
HFC-410-8	.410	10.41	.687	17.45	.500	12.70	.125	3.18	3000	n/a	n/a
HFC-410-16	.410	10.41	.687	17.45	1.000	25.40	.125	3.18	2000	400	50
HFC-427-8	.427	10.84	.625	15.88	.500	12.70	.125	3.18	3000	n/a	n/a
HFC-427-16	.427	10.84	.625	15.88	1.000	25.40	.125	3.18	2500	500	50
HFC-470-8	.470	11.93	.625	15.88	.500	12.70	.125	3.18	2000	n/a	n/a
HFC-470-16	.470	11.93	.625	15.88	1.000	25.40	.125	3.18	2000	n/a	n/a
HFC-490-8	.490	12.44	.625	15.88	.500	12.70	.125	3.18	2500	n/a	n/a
HFC-490-16	.490	12.44	.625	15.88	1.000	25.40	.125	3.18	1500	n/a	n/a
HFC-521-8	.521	13.23	.625	15.88	.500	12.70	.125	3.18	2000	n/a	n/a
HFC-521-16	.521	13.23	.625	15.88	1.000	25.40	.125	3.18	1500	300	50
HFC-552-8	.552	14.02	.687	17.45	.500	12.70	.125	3.18	3000	n/a	n/a
HFC-552-12	.552	14.02	.687	17.45	.750	19.05	.125	3.18	2000	n/a	n/a
HFC-552-16	.552	14.02	.687	17.45	1.000	25.40	.125	3.18	1500	n/a	n/a
HFC-590-8	.590	14.98	.625	15.88	.500	12.70	.125	3.18	1500	n/a	n/a
HFC-590-16	.590	14.98	.625	15.88	1.000	25.40	.125	3.18	1500	300	50
HFC-615-8	.615	15.62	.687	17.45	.500	12.70	.125	3.18	2000	n/a	n/a
HFC-615-16	.615	15.62	.687	17.45	1.000	25.40	.125	3.18	2000	n/a	n/a
HFC-677-8	.677	17.19	.687	17.45	.500	12.70	.125	3.18	1000	n/a	n/a
HFC-677-16	.677	17.19	.687	17.45	1.000	25.40	.125	3.18	1000	200	25
HFC-735-8	.735	18.66	.812	20.63	.500	12.70	.187	4.75	1000	n/a	n/a
HFC-735-12	.735	18.66	.812	20.63	.750	19.05	.187	4.75	1250	n/a	n/a
HFC-735-16	.735	18.66	.812	20.63	1.000	25.40	.187	4.75	1000	n/a	n/a
HFC-797-8	.797	20.24	.812	20.63	.500	12.70	.187	4.75	900	n/a	n/a
HFC-797-16	.797	20.24	.812	20.63	1.000	25.40	.187	4.75	900	180	20
HFC-865-8	.865	21.97	.843	21.41	.500	12.70	.187	4.75	1000	n/a	n/a
HFC-865-16	.865	21.97	.843	21.41	1.000	25.40	.187	4.75	2500	n/a	n/a
HFC-990-8	.990	25.14	.875	22.23	.500	12.70	.187	4.75	600	n/a	n/a
HFC-990-16	.990	25.14	.875	22.23	1.000	25.40	.187	4.75	600	120	20
HFC-1230-16	1.230	31.24	1.125	28.58	1.000	25.40	.187	4.75	500	n/a	n/a
HFC-1230-24	1.230	31.24	1.125	28.58	1.500	38.10	.187	4.75	500	n/a	n/a
HFC-1605-16	1.605	40.76	1.250	31.75	1.000	25.40	.250	6.35	400	n/a	n/a
HFC-1605-24	1.605	40.76	1.250	31.75	1.500	38.10	.250	6.35	400	n/a	n/a



TS Series

Tapered Silicone Caps & Plugs

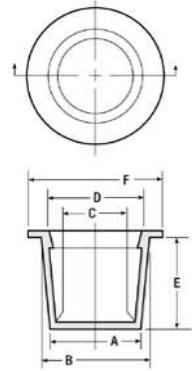
The TS series offers all the versatility of our traditional tapers with the added resilience of silicone. Ideal for use in masking applications that require temperature and corrosion resistance.

- Flexible
- Easy to install and remove
- Temperature resistant up to 600°F (315°C)

Available in two durometers:

- 70 Red has a more structured, rigid feel
- 45 Natural offers extreme flexibility

Material: Silicone **Color:** Red and Natural



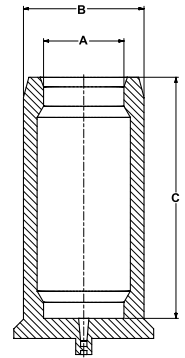
UVCP-SH Series

Silicone Venting Cap-Plug

Ultrabake™ Venting Cap Plugs are designed to mask plain and threaded studs or holes; there is a small nipple on the top of the mask which can easily be punctured or removed to form the small vent. Recommended for Powder coating, e-coating, plating & anodizing.

- Recommended temperatures up to 600°F (315°C)
- Internal lip on the open end provides a positive seal to prevent paint and other contaminants from seeping onto the part
- Flanged head enables the cap to be manually removed with ease
- Masks off the hole or stud and allow trapped air to escape from inside the cap through the vent
- Reusable

Material: Silicone **Color:** See chart for color coding



Tapered Silicone Caps & Plugs **TS Series**

Caplugs No.	Dimensions												Packaging	
	A		B		C		D		E		F		Carton Quantity	Mini Pak Quantity
	In	mm	In	mm	In	mm	In	mm	In	mm	In	mm		
TS-00	.116	2.95	.182	4.62	.053	1.35	.120	3.05	.380	9.65	.330	8.38	5000	1000
TS-0	.173	4.39	.240	6.10	0.111	2.82	.177	4.50	.380	9.65	.400	10.16	5000	1000
TS-1	.240	6.10	.295	7.49	.174	4.42	.240	6.10	.380	9.65	.460	11.68	5000	1000
TS-2	.299	7.59	.365	9.27	.235	5.97	.302	7.67	.380	9.65	.520	13.21	5000	1000
TS-3	.361	9.17	.418	10.62	.298	7.57	.365	9.27	.380	9.65	.580	14.73	5000	1000
TS-4	.419	10.64	.485	12.32	.356	9.04	.422	10.72	.380	9.65	.650	16.51	5000	1000
TS-5	.471	11.96	.536	13.61	.409	10.39	.485	12.32	.440	11.18	.710	18.03	5000	1000
TS-6	.532	13.51	.608	15.44	.468	11.89	.545	13.84	.440	11.18	.770	19.56	5000	1000
TS-7	.580	14.73	.667	16.94	.518	13.16	.605	15.37	.500	12.70	.830	21.08	5000	1000
TS-8	.640	16.26	.727	18.47	.578	14.68	.664	16.87	.500	12.70	.900	22.86	5000	1000
TS-9	.690	17.53	.788	20.02	.628	15.95	.726	18.44	.560	14.22	.960	24.38	5000	1000
TS-10	.750	19.05	.848	21.54	.687	17.45	.785	19.94	.560	14.22	1.020	25.91	5000	1000
TS-11	.802	20.37	.911	23.14	.740	18.80	.849	21.56	.630	16.00	1.080	27.43	5000	1000
TS-12	.866	22.00	.975	24.77	.803	20.40	.912	23.16	.630	16.00	1.150	29.21	5000	1000
TS-13	.964	24.49	1.090	27.69	.901	22.89	1.027	26.09	.750	19.05	1.270	32.26	2500	500
TS-14	1.094	27.79	1.215	30.86	1.031	26.19	1.152	29.26	.750	19.05	1.430	36.32	2500	500
TS-15	1.224	31.09	1.355	34.42	1.161	29.49	1.292	32.82	.750	19.05	1.520	38.61	2500	500
TS-16	1.312	33.32	1.465	37.21	1.249	31.72	1.402	35.61	.880	22.35	1.650	41.91	1000	200
TS-17	1.447	36.75	1.600	40.64	1.384	35.15	1.537	39.04	.880	22.35	1.770	44.96	1000	200
TS-18	1.560	39.62	1.682	42.72	1.498	38.05	1.620	41.15	.750	19.05	1.900	48.26	1000	200
TS-19	1.750	44.45	1.880	47.75	1.688	42.88	1.818	46.18	.750	25.40	2.020	51.31	1000	200
TS-20	1.780	45.21	1.950	49.53	1.718	43.64	1.888	47.96	1.000	25.40	2.150	54.61	1000	200
TS-21	1.900	48.26	2.076	52.73	1.837	46.66	2.013	51.13	1.000	25.40	2.270	57.66	1000	200
TS-23	2.035	51.69	2.210	56.13	1.976	50.19	2.153	54.69	1.000	25.40	2.360	59.94	1000	200
TS-24	2.255	57.28	2.430	61.72	2.196	55.78	2.373	60.27	1.000	25.40	2.580	65.53	1000	200
TS-42	2.525	64.14	2.700	68.58	2.466	62.64	2.643	67.13	1.000	25.40	2.850	72.39	1000	200
TS-46	2.765	70.23	2.940	74.68	2.706	68.73	2.883	73.23	1.000	25.40	3.090	78.49	1000	200

Silicone Venting Cap-Plug **UVCP-SH Series**

Caplugs No.	Color	Dimensions						Packaging
		A		B		C		Quantity Per Bag
		In	mm	In	mm	In	mm	
UVCP234	Yellow	.234	5.94	.450	11.43	1.000	25.40	250
UVCP355	Green	.355	9.02	.565	14.35	1.500	38.10	250
UVCP500	Blue	.500	12.70	.750	19.05	1.500	38.10	100
UVCP1000	Rusty Red	1.000	25.40	1.250	31.75	1.500	38.10	50



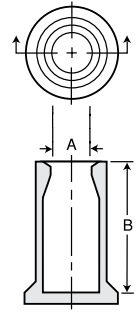
SFC Series

Silicone Flange Caps

Series SFC Flange Caps feature a design which simplifies the application and removal of the cap. An internal lip on the open end provides a positive seal to prevent paint and other contaminants from seeping onto the part. A flanged head enables the cap to be manually removed with ease. Some sizes have provisions for venting air which keeps the part from unseating during high temperature processes.

- Temperature resistant up to 600°F (315°C)

Material: Silicone **Color:** Natural



PTC Series

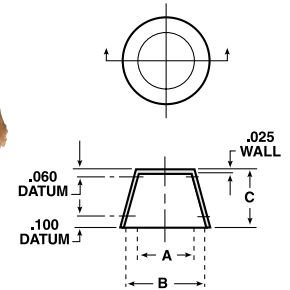
Tapered Paper Caps

Manufactured from natural paper which is 100% recyclable, PTC Series paper tapered caps are the answer for applications requiring environmentally friendly components. The special paper used in the manufacture of paper caps is formulated from a blend of 90% virgin pulp and 10% post-consumer recycled paper. These closures will withstand temperatures up to 400°F (204°C), making them ideal for high-temperature application.

- Made from recycled material
- 100% recyclable

Material: 90 lb. paperboard **Color:** Brown

Note: Products are manufactured from paper which is hygroscopic. This means that there may be minor dimensional variation with changes in relative humidity.



PSC Series

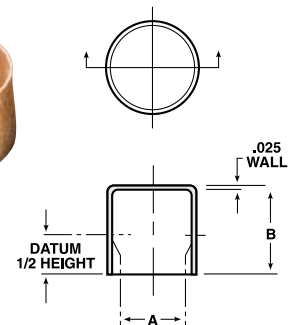
Straight Paper Caps for Flared Tube Fittings

Manufactured from natural paper which is 100% recyclable, PSC Series paper straight caps are the answer for applications requiring environmentally friendly components. The special paper used in the manufacture of paper caps is formulated from a blend of 90% virgin pulp and 10% post-consumer recycled paper. These closures will withstand temperatures up to 400°F (204°C), making them ideal for high-temperature application.

- Made from recycled material
- 100% recyclable

Material: 90 lb. paperboard **Color:** Brown

Note: Products are manufactured from paper which is hygroscopic. This means that there may be minor dimensional variation with changes in relative humidity.



Silicone Flange Caps **SFC Series**

Caplugs No.	Dimensions				Packaging	
	A		B		Carton Quantity	Mini Pak Quantity
	In	mm	In	mm		
SFC-157-19	.157	3.99	1.180	29.97	500	100
SFC-187-22	.187	4.75	1.377	34.98	500	100
SFC-234-32	.234	5.94	2.000	50.80	500	100
SFC-294-21	.294	7.47	1.330	33.78	500	100
SFC-315-16	.315	8.00	.974	24.74	250	50
SFC-375-23	.375	9.53	1.421	36.09	100	20
SFC-438-15	.438	11.13	.950	24.13	100	20
SFC-608-19	.608	15.44	1.180	29.97	100	20

Tapered Paper Caps **PTC Series**

Caplugs No.	Pipe Size Inches	Dimensions						Packaging	
		A		B		C		Carton Quantity	Mini Pak Quantity
		In	mm	In	mm	In	mm		
PTC-S-26-3	1/8	.35	8.89	.40	10.16	.40	10.16	25000	1000
PTC-S-41-3	1/4	.47	11.94	.49	12.45	.53	13.46	12000	1000
PTC-S-24-3	3/8	.65	16.51	.65	16.51	.52	13.21	16000	1000
PTC-S-27-3	1/2	.78	19.81	.83	21.08	.77	19.56	7000	1000
PTC-S-10-3	1	1.27	32.26	1.26	32.00	1.00	25.40	3300	660
PTC-S-35-3	3/4	.95	24.13	1.08	27.43	.89	22.61	4000	800
PTC-S-51-3X	1-1/4	1.62	41.15	1.69	42.93	.85	21.59	2700	540
PTC-S-98-3	1-1/2	1.83	46.48	1.89	48.00	.94	23.88	1800	360
PTC-S-52-3	2	2.33	59.18	2.34	59.44	.87	22.10	1400	280
PTC-S-67-3X	2-1/2	2.83	71.88	2.85	72.39	.97	24.64	800	160
PTC-S-25-3	3	3.32	84.33	3.63	92.20	1.12	28.45	500	100

Straight Paper Caps for Flared Tube Fittings **PSC Series**

Caplugs No.	Flared Tube Fitting Inches	Dimensions						Packaging	
		Tube O.D.		A		B		Carton Quantity	Mini Pak Quantity
		In	mm	In	mm	In	mm		
PSC-S-11-3	1/8	5/16	7.94	.30	7.62	.37	9.40	22000	1000
PSC-S-26-3	3/16	3/8	9.53	.35	8.89	.38	9.65	25000	1000
PSC-S-29-3	1/4	7/16	11.11	.42	10.67	.45	11.43	18000	1000
PSC-S-41-3	5/16	1/2	12.70	.47	11.94	.51	12.95	12500	1000
PSC-S-34-3	3/8	5/8	15.88	.60	15.24	.53	13.46	8000	1000
PSC-S-30-3	1/2	3/4	19.05	.72	18.29	.68	17.27	8500	1000
PSC-S-47-3	5/8	7/8	22.23	.81	20.57	.82	20.83	5500	1000
PSC-S-35-3	3/4	1	25.40	.96	24.38	.86	21.84	4000	800
PSC-S-5-3X	1	1-1/4	31.75	1.21	30.73	1.00	25.40	3400	600
PSC-S-64-3	1-1/4	1-5/8	41.28	1.54	39.12	1.20	30.48	1800	360
PSC-S-98-3X	1-1/2	1-7/8	47.63	1.83	46.48	.91	23.11	1800	360



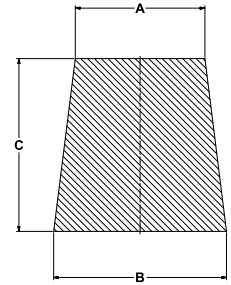
UP-SH Series

Silicone Plugs

Our Ultrabake™ Silicone Plugs are designed to plug plain and threaded holes; they will mask off the hole and allow finishing up to it. Recommended for Powder coating, e-coating, plating & anodizing.

- Recommended temperatures up to 600°F (315°C)
- Tapered to fit into a range of hole sizes
- Reusable

Material: Silicone **Color:** See chart for color coding
Optional Colors: Clear, White



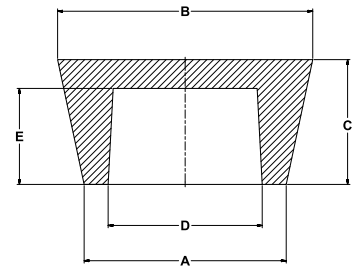
HUP-SH Series

Hollow Silicone Plugs

HUP-SH Series Hollow Ultrabake™ Plugs are designed to plug plain and threaded holes; they will mask off the hole and allow finishing up to it. Recommended for Powder coating, e-coating, plating & anodizing.

- Recommended temperatures up to 600°F (315°C)
- Hollow to make it lighter and more conforming
- Tapered to fit into a range of hole sizes
- Reusable

Material: Silicone **Color:** See chart for color coding
Optional Colors: Clear, White



Silicone Plugs UP-SH Series

Caplugs No.	Color	Dimensions						Packaging	
		A		B		C		Quantity Per Bag	
		In	mm	In	mm	In	mm		
UP99-04	Clear	.031	0.79	.125	3.18	.625	15.88	1000	
UP100-04	Light Green	.063	1.60	.125	3.18	.625	15.88	1000	
UP101-04	Pink	.063	1.60	.188	4.78	.625	15.88	1000	
UP102-04	Black	.125	3.18	.250	6.35	.750	19.05	1000	
UP103-04	Dark Red	.188	4.78	.344	8.74	.625	15.88	1000	
UP104-04	Yellow	.250	6.35	.375	9.53	.750	19.05	100	
UP105-04	White	.250	6.35	.375	9.53	.500	12.70	100	
UP000-04	Clear	.344	8.74	.500	12.70	.813	20.65	100	
UP00-04	Purple	.406	10.31	.594	15.09	1.000	25.40	100	
UP108-04	Light Green	.438	11.13	.625	15.88	.875	22.23	100	
UP0-04	Pink	.500	12.70	.656	16.66	1.000	25.40	100	
UP1-04	Black	.563	14.30	.750	19.05	1.000	25.40	100	
UP2-04	Red	.625	15.88	.781	19.84	1.000	25.40	100	
UP3-04	Yellow	.719	18.26	.938	23.83	1.000	25.40	100	
UP4-04	Clear	.750	19.05	1.000	25.40	1.000	25.40	100	
UP5-04	Light Green	.906	23.01	1.063	27.00	1.000	25.40	100	
UP6-04	Dark Green	1.031	26.19	1.250	31.75	1.000	25.40	100	
UP7-04	Light Blue	1.188	30.18	1.438	36.53	1.000	25.40	50	
UP8-04	Clear	1.313	33.35	1.625	41.28	1.000	25.40	25	
UP9-04	Red	1.469	37.31	1.750	44.45	1.000	25.40	25	
UP10-04	Clear	1.625	41.28	1.969	50.01	1.000	25.40	25	
UP11-04	Dark Blue	1.875	47.63	2.203	55.96	1.000	25.40	25	
UP12-04	Red	2.125	53.98	2.500	63.50	1.000	25.40	25	

Hollow Silicone Plugs HUP-SH Series

Caplugs No.	Color	Dimensions										Packaging	
		A		B		C		D		E		Quantity Per Bag	
		In	mm	In	mm	In	mm	In	mm	In	mm		
HUP5-04	Light Green	.906	23.01	1.063	27.00	1.000	25.40	.406	10.31	.750	19.05	100	
HUP5.5-04	Pink	.959	24.36	1.109	28.17	1.000	25.40	.470	11.94	.700	17.78	100	
HUP6-04	Dark Green	1.031	26.19	1.250	31.75	1.000	25.40	.531	13.49	.750	19.05	100	
HUP6.5-04	Yellow	1.125	28.58	1.344	34.14	1.000	25.40	.600	15.24	.750	19.05	100	
HUP7-04	Dark Blue	1.187	30.15	1.437	36.50	1.000	25.40	.531	13.49	.750	19.05	100	
HUP7.5-04	White	1.187	30.15	1.500	38.10	1.000	25.40	.680	17.27	.750	19.05	100	
HUP8-04	Light Blue	1.313	33.35	1.625	41.28	1.000	25.40	.813	20.65	.750	19.05	100	
HUP8.5-04	Pink	1.406	35.71	1.688	42.88	1.000	25.40	.900	22.86	.750	19.05	100	
HUP9-04	Red	1.469	37.31	1.750	44.45	1.000	25.40	.969	24.61	.750	19.05	100	
HUP9.5-04	Dark Green	1.500	38.10	1.813	46.05	1.000	25.40	1.000	25.40	.750	19.05	50	
HUP10-04	Clear	1.625	41.28	1.969	50.01	1.000	25.40	1.125	28.58	.750	19.05	50	
HUP10.5-04	Yellow	1.750	44.45	2.080	52.83	1.000	25.40	1.200	30.48	.750	19.05	50	
HUP11-04	Dark Blue	1.875	47.63	2.203	55.96	1.000	25.40	1.375	34.93	.750	19.05	50	
HUP11.5-04	Dark Green	2.000	50.80	2.469	62.71	1.000	25.40	1.250	31.75	.625	15.88	50	
HUP12-04	Red	2.126	54.00	2.500	63.50	1.000	25.40	1.375	34.93	.625	15.88	50	
HUP13-04	Light Blue	2.281	57.94	2.687	68.25	1.000	25.40	1.531	38.89	.625	15.88	50	
HUP13.5-04	Purple	2.437	61.90	2.953	75.01	1.375	34.93	1.687	42.85	1.000	25.40	50	
HUP13.7-04	Light Green	2.677	68.00	3.228	81.99	1.500	38.10	1.677	42.60	1.000	25.40	10	
HUP14-04	White	3.000	76.20	3.500	88.90	1.500	38.10	2.000	50.80	1.000	25.40	10	
HUP15-04	Rusty Red	3.250	82.55	4.000	101.60	1.500	38.10	2.250	57.15	1.000	25.40	10	
HUP16-04	Clear	3.500	88.90	5.000	127.00	2.000	50.80	2.500	63.50	1.500	38.10	5	



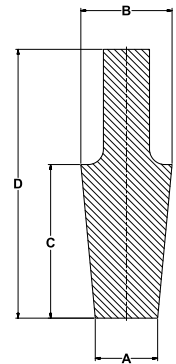
UPH-SH Series

Silicone Plugs with Handles

Our Ultrabake™ Silicone Plugs with handles are designed to plug plain and threaded holes; they will mask off the hole and allow finishing up to it. The plugs have a handle to ease and speed up insertion and removal. Recommended for Powder coating, e-coating, plating & anodizing.

- Recommended temperatures up to 600°F (315°C)
- Tapered to fit into a range of hole sizes
- Reusable

Material: Silicone **Color:** See chart for color coding



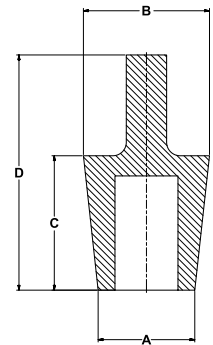
HUPH-SH Series

Hollow Silicone Plugs with Handles

HUPH-SH series hollow Ultrabake™ plugs with handles plug plain and threaded holes. The plugs have a handle to ease and speed up insertion and removal. Recommended for powder coating, e-coating, plating & anodizing.


- Recommended temperatures up to 600°F (315°C)
- Hollow to make it lighter and more conforming
- Tapered to fit into a range of hole sizes
- Reusable

Material: Silicone **Color:** See chart for color coding



Caplugs has extensive custom rubber molded capabilities including:

- A full in-house team of design engineers
- Prototype delivery within 15 days
- PPAP process for accuracy



To learn more about our expertise and your perfect solution, see pages 16-17.

Silicone Plugs with Handles UPH-SH Series

Caplugs No.	Color	Dimensions								Packaging
		A		B		C		D		Quantity Per bag
		In	mm	In	mm	In	mm	In	mm	
UP99-H	Clear	.031	.79	.125	3.18	.625	15.88	1.000	25.40	1000
UP100-H	Light Green	.063	1.60	.125	3.18	.625	15.88	1.000	25.40	1000
UP101-H	Pink	.063	1.60	.188	4.78	.625	15.88	1.130	28.70	1000
UP102-H	Black	.125	3.18	.250	6.35	.750	19.05	1.250	31.75	1000
UP103-H	Dark Red	.188	4.78	.344	8.74	.625	15.88	1.130	28.70	1000
UP104-H	Yellow	.250	6.35	.375	9.53	.750	19.05	1.250	31.75	100
UP105-H	White	.250	6.35	.375	9.53	.500	12.70	1.000	25.40	100
UP00-H	Purple	.406	10.31	.594	15.09	1.000	25.40	1.750	44.45	100
UP108-H	Light Green	.438	11.13	.625	15.88	.875	22.23	1.625	41.28	100
UP0-H	Pink	.500	12.70	.656	16.66	1.000	25.40	1.750	44.45	100
UP2-H	Red	.625	15.88	.781	19.84	1.000	25.40	1.750	44.45	100
UP3-H	Yellow	.719	18.26	.938	23.83	1.000	25.40	1.750	44.45	100
UP4-H	Clear	.750	19.05	1.000	25.40	1.000	25.40	1.750	44.45	100

Hollow Silicone Plugs with Handles HUPH-SH Series

Caplugs No.	Color	Dimensions								Packaging
		A		B		C		D		Quantity Per bag
		In	mm	In	mm	In	mm	In	mm	
HUP5-H	Light Green	.906	23.01	1.063	27.00	1.000	25.40	1.750	44.45	100
HUP6-H	Dark Green	1.031	26.19	1.250	31.75	1.000	25.40	1.750	44.45	100
HUP7-H	Dark Blue	1.187	30.15	1.437	36.50	1.000	25.40	1.750	44.45	50
HUP10-H	Clear	1.625	41.28	1.969	50.01	1.000	25.40	1.750	44.45	25
HUP11-H	Dark Blue	1.875	47.63	2.203	55.96	1.000	25.40	1.750	44.45	25

plugs

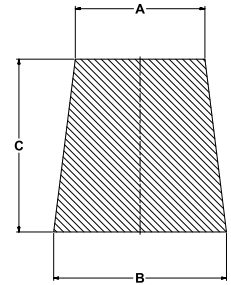
GN-SH Series

Green Neoprene Plugs

The GN-SH Series green neoprene plugs are best suited for painting & plating.

- Temperatures up to 350°F (177°C)
- Carbon free
- Reusable

Material: Neoprene **Color:** Green



BN-SH Series

Black Neoprene Plugs

BN-SH Series black neoprene plugs are best suited for painting, plating, anodizing & blasting.

- Temperatures up to 350°F (177°C)
- Contain carbon for conductivity
- Reusable

Material: Neoprene **Color:** Black

Green and Black Neoprene Plugs **GN-SH & BN-SH Series**

Caplugs No.		Dimensions						Packaging Quantity Per Bag
		A		B		C		
Green	Black	In	mm	In	mm	In	mm	
GN99	BN99	.031	.79	.125	3.18	.625	15.88	1000
GN100	BN100	.063	1.59	.125	3.18	.625	15.88	1000
GN101	BN101	.063	1.59	.188	4.76	.625	15.88	1000
GN102	BN102	.125	3.18	.250	6.35	.750	19.05	1000
GN103	BN103	.188	4.76	.344	8.73	.625	15.88	1000
GN104	BN104	.250	6.35	.375	9.53	.750	19.05	1000
GN105	BN105	.250	6.35	.375	9.53	.500	12.70	100
GN106	BN106	.344	8.73	.440	11.18	.688	17.46	100
GN000	BN000	.344	8.73	.500	12.70	.813	20.64	100
GN107	BN107	.320	8.13	.563	14.29	1.000	25.40	100
GN00	BN00	.406	10.32	.594	15.08	1.000	25.40	100
GN108	BN108	.438	11.11	.625	15.88	.813	20.64	100
GN109	BN109	.500	12.70	.656	16.67	1.000	25.40	100
GN110	BN110	.563	14.29	.750	19.05	1.000	25.40	100
GN111	BN111	.625	15.88	.781	19.84	1.000	25.40	100
GN112	BN112	.719	18.26	.938	23.81	1.000	25.40	100
GN114	BN114	.750	19.05	1.000	25.40	1.000	25.40	100
GN116	BN116	.906	23.02	1.063	27.00	1.000	25.40	100
GN118	BN118	1.031	26.19	1.250	31.75	1.000	25.40	100
GN120	BN120	1.188	30.18	1.438	36.53	1.000	25.40	100
GN122	BN122	1.347	34.21	1.660	42.16	1.000	25.40	50
GN124	BN124	1.469	37.31	1.750	44.45	1.000	25.40	50
GN126	BN126	1.625	41.28	1.969	50.01	1.000	25.40	50
GN128	BN128	1.875	47.63	2.203	55.96	1.000	25.40	25
GN129	BN129	2.000	50.80	2.469	62.71	1.000	25.40	25
GN130	BN130	2.125	53.98	2.525	64.14	1.000	25.40	25
GN132	BN132	2.281	57.94	2.688	68.28	1.000	25.40	25
GN133	BN133	2.438	61.93	2.953	75.01	1.469	37.31	1
GN134	BN134	3.000	76.20	3.500	88.90	1.500	38.10	1
GN136	BN136	3.250	82.55	4.040	102.62	1.500	38.10	1
GN138	BN138	3.500	88.90	5.070	128.78	2.000	50.80	1



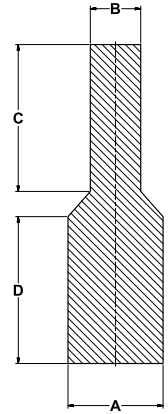
SPP-SH Series

Silicone Pull Plugs

Our Ultrabake™ Silicone Pull Plugs are designed for both threaded or non-threaded thru-holes of varying sizes. Recommended for powder coating, e-coating, plating & anodizing.

- For High-temperature processes up to 600°F (315°C)
- Reusable

Material: Silicone **Color:** See chart for color coding
Optional Colors: Clear, White



PP-SH Series

EPDM Pull Plugs

Our EPDM Pull Plugs are designed for both threaded or non-threaded thru-holes of varying sizes. Recommended for painting & anodizing.

- For processes up to 350°F (177°C)
- Reusable

Material: EPDM **Color:** Black

In-house custom rubber molded capabilities include:

- One-on-one collaboration with design engineers
- Experts in compression, transfer and injection molding
- In-house compound mixing and development



Your solution is waiting; find it on pages 16-17.

Pull Plugs SPP-SH & PP-SH Series

Caplugs No.	SPP Color	PP Black	Hole Fit	Dimensions								Packaging
				A		B		C		D		Quantity Per Bag
				In	mm	In	mm	In	mm	In	mm	
SPP06	Clear	PP06	1/20	.062	1.57	.046	1.17	.337	8.56	.375	9.53	500
SPP07	Pink	PP07	1/16	.067	1.70	.047	1.19	.610	15.49	.625	15.88	500
SPP08	Light Green	PP08	1/16	.073	1.85	.046	1.17	.590	14.99	.612	15.54	500
SPP09	Yellow	PP09	5/64	.091	2.31	.052	1.32	.625	15.88	.625	15.88	500
SPP10	Grey	PP10	5/64	.093	2.36	.050	1.27	.700	17.78	.700	17.78	500
SPP11	Light Blue	PP11	3/32	.104	2.64	.062	1.57	.625	15.88	.525	13.34	500
SPP11A	White	PP11A	7/64	.125	3.18	.062	1.57	.625	15.88	.625	15.88	500
SPP14	Clear	PP14	1/8	.130	3.30	.093	2.36	1.000	25.40	1.000	25.40	500
SPP15	Pink	PP15	1/8	.130	3.30	.093	2.36	.700	17.78	.650	16.51	500
SPP17	Light Green	PP17	1/8	.142	3.61	.085	2.16	.558	14.17	.625	15.88	500
SPP18	Yellow	PP18	9/64	.154	3.91	.083	2.11	.625	15.88	.632	16.05	500
SPP20	Grey	PP20	9/64	.156	3.96	.062	1.57	.750	19.05	.625	15.88	500
SPP22	Light Blue	PP22	5/32	.162	4.11	.096	2.44	.581	14.76	.625	15.88	500
SPP23	White	PP23	11/64	.195	4.95	.110	2.79	.625	15.88	.625	15.88	500
SPP30	Clear	PP30	3/16	.218	5.54	.130	3.30	1.000	25.40	1.000	25.40	500
SPP33	Pink	PP33	7/32	.225	5.72	.125	3.18	1.000	25.40	1.000	25.40	500
SPP37	Light Green	PP37	1/4	.257	6.53	.130	3.30	1.000	25.40	1.000	25.40	500
SPP40	Yellow	PP40	17/64	.275	6.99	.125	3.18	.920	23.37	.937	23.80	500
SPP40LS	White	PP40LS	17/64	.275	6.99	.146	3.71	2.000	50.80	2.000	50.80	500
SPP42	Grey	PP42	19/64	.316	8.03	.152	3.86	.910	23.11	1.000	25.40	500
SPP42A	Light Blue	PP42A	5/16	.333	8.46	.251	6.38	1.100	27.94	.757	19.23	500
SPP43	White	PP43	5/16	.335	8.51	.153	3.89	1.000	25.40	1.000	25.40	500
SPP50	Clear	PP50	11/32	.350	8.89	.193	4.90	.925	23.50	.881	22.38	500
SPP55	Pink	PP55	3/8	.384	9.75	.154	3.91	1.000	25.40	1.000	25.40	250
SPP55LS	Dark Blue	PP55LS	3/8	.384	9.75	.204	5.18	2.000	50.80	2.000	50.80	250
SPP60	Light Green	PP60	13/32	.408	10.36	.191	4.85	1.000	25.40	1.009	25.63	250
SPP66	Yellow	PP66	7/16	.444	11.28	.255	6.48	.990	25.15	1.000	25.40	250
SPP67	Grey	PP67	7/16	.445	11.30	.255	6.48	1.000	25.40	1.000	25.40	250
SPP70	Light Blue	PP70	29/64	.472	11.99	.243	6.17	1.000	25.40	1.000	25.40	250
SPP73	White	PP73	15/32	.496	12.60	.250	6.35	1.000	25.40	1.000	25.40	250
SPP73LS	Light Green	PP73LS	15/32	.496	12.60	.263	6.68	2.000	50.80	2.000	50.80	250
SPP77	Clear	PP77	1/2	.510	12.95	.256	6.50	.956	24.28	1.000	25.40	250
SPP80	Pink	PP80	33/64	.530	13.46	.250	6.35	1.000	25.40	1.000	25.40	250
SPP85	Light Green	PP85	37/64	.571	14.50	.303	7.70	1.000	25.43	1.000	25.40	250
SPP89	Yellow	PP89	19/32	.612	15.54	.250	6.35	1.000	25.40	1.000	25.40	250
SPP89LS	Clear	PP89LS	19/32	.612	15.54	.325	8.26	2.000	50.80	2.000	50.80	250
SPP90	Grey	PP90	5/8	.640	16.26	.375	9.53	1.000	25.40	1.000	25.40	100
SPP95	Light Blue	PP95	13/16	.707	17.96	.375	9.53	1.326	33.68	1.250	31.75	100
SPP95LS	Dark Green	PP95LS	13/16	.707	17.96	.375	9.53	2.000	50.80	2.000	50.80	100
SPP97	White	PP97	23/32	.728	18.49	.375	9.53	1.100	27.94	1.125	28.58	100
SPP100	Clear	PP100	3/4	.770	19.56	.375	9.53	.927	23.55	1.000	25.40	100
SPP100LS	Yellow	PP100LS	3/4	.770	19.56	.408	10.36	2.000	50.80	2.000	50.80	100
SPP105	Pink	PP105	25/32	.807	20.50	.428	10.87	1.250	31.75	1.250	31.75	100
SPP110	Light Green	PP110	7/8	.888	22.56	.372	9.45	1.000	25.40	1.000	25.40	100
SPP120	Yellow	PP120	1	1.020	25.91	.375	9.53	.970	24.64	1.000	25.40	100
SPP140	Grey	PP140	1-3/8	1.380	35.05	.732	18.59	1.500	38.10	1.500	38.10	50

plugs

ULTRABAKE™

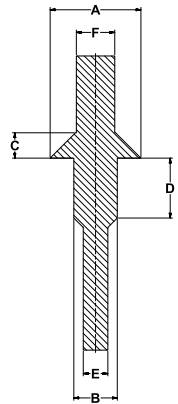
UWPP-SH Series

Silicone Washer Pull Plugs

Our Ultrabake™ Silicone Pull Plugs are designed to mask plain and threaded holes; they will mask off the hole and leave a circular grounding or earthing area around the hole. Recommended for powder coating, e-coating, plating & anodizing.

- For high-temperature processes up to 600°F (315°C)
- Washer design eliminates the need for two-stage masking
- Washer is dual-purpose designed to be used with counter sunk holes to mask off the faces of the countersink
- Reusable

Material: Silicone **Color:** See chart for color coding
Optional Colors: Clear, White



ULTRABAKE™


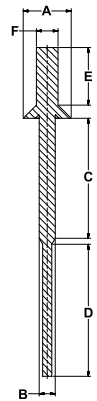
UWPPLS-SH Series

Silicone Washer Pull Plugs - Long Series

Our Ultrabake™ Silicone Pull Plugs Long Series are designed to mask plain and threaded holes; they will mask off the hole and leave a circular grounding or earthing area around the hole. Recommended for powder coating, e-coating, plating & anodizing.

- For high-temperature processes up to 600°F (315°C)
- Washer design eliminates the need for two-stage masking
- Washer is dual-purpose designed to be used with counter sunk holes to mask off the faces of the countersink
- Long series for harder to reach areas
- Reusable

Material: Silicone **Color:** See chart for color coding
Optional Colors: Clear, White



ULTRABAKE™

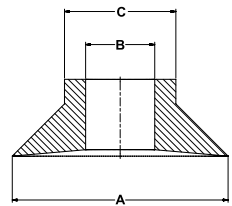
UWM-SH Series

Silicone Washer Masks (to be used with UWPP & UWPPLS Series)

Ultrabake™ Washer Masks are designed to cover plain and threaded studs. They will mask off the stud and allow finishing up to the stud.

- For High-temperature processes up to 600°F (315°C)
- Reusable

Material: Silicone **Color:** See chart for color coding



Silicone Washer Pull Plugs **UWPP-SH Series**

Caplugs No.	Color	Thread Size	Dimensions												Packaging
			A		B		C		D		E		F		Quantity Per Bag
			In	mm	In	mm	In	mm	In	mm	In	mm	In	mm	
UWPP-M3	Dark Blue	M3	.394	10.00	.105	2.67	.107	2.72	.390	9.91	.060	1.52	.090	2.29	250
UWPP-M4	Dark Green	M4	.394	10.00	.140	3.56	.107	2.72	.390	9.91	.080	2.03	.120	3.05	250
UWPP-M5	Clear	M5	.394	10.00	.176	4.47	.107	2.72	.390	9.91	.100	2.54	.150	3.81	250
UWPP-M6	White	M6	.591	15.01	.211	5.36	.165	4.19	.390	9.91	.120	3.05	.180	4.57	250
UWPP-M8	Grey	M8	.591	15.01	.283	7.19	.165	4.19	.390	9.91	.161	4.09	.240	6.10	250
UWPP-M10	Yellow	M10	.787	19.99	.375	9.53	.210	5.33	.390	9.91	.214	5.44	.320	8.13	100
UWPP-M12	Pink	M12	.787	19.99	.428	10.87	.210	5.33	.390	9.91	.244	6.20	.360	9.14	100
UWPP-500	Pink	10-24	.500	12.70	.167	4.24	.107	2.72	.390	9.91	.095	2.41	.140	3.56	250
UWPP-562	Yellow	12-24	.562	14.27	.193	4.90	.107	2.72	.390	9.91	.110	2.79	.160	4.06	250
UWPP-625	Green	1/4-20	.625	15.88	.225	5.72	.107	2.72	.390	9.91	.128	3.25	.190	4.83	250
UWPP-688	Clear	5/16-18	.688	17.48	.284	7.21	.165	4.19	.390	9.91	.162	4.11	.240	6.10	25
UWPP-812	Grey	3/8-16	.812	20.62	.342	8.69	.165	4.19	.390	9.91	.195	4.95	.290	7.37	100
UWPP-922	White	7/16-14	.922	23.42	.400	10.16	.210	5.33	.390	9.91	.228	5.79	.340	8.64	100
UWPP-1060	Dark Blue	1/2-13	1.060	26.92	.459	11.66	.210	5.33	.390	9.91	.262	6.65	.390	9.91	100

Silicone Washer Pull Plugs - Long Series **UWPPLS-SH Series**

Caplugs No.	Color	Dimensions												Packaging
		A		B		C		D		E		F		Quantity Per Bag
		In	mm	In	mm	In	mm	In	mm	In	mm	In	mm	
UWPP-M4LS	Blue	.394	10.01	.140	3.56	.875	22.23	1.000	25.40	.520	13.21	.190	4.83	250
UWPP-500LS	Green	.500	12.70	.167	4.24	1.125	28.58	1.375	34.93	.600	15.24	.225	5.72	250
UWPP-562LS	Black	.562	14.70	.193	4.90	1.500	38.10	1.250	31.75	.650	16.51	.225	5.72	250
UWPP-M6LS	Rusty Red	.591	15.01	.211	5.36	1.500	38.10	1.750	44.45	.610	15.49	.250	6.35	250

Silicone Washer Masks (to be used with UWPP & UWPPLS Series) **UWM-SH Series**

Caplugs No.	Color	To Fit Pull Plug	Dimensions						Packaging
			A		B		C		Quantity Per Bag
			In	mm	In	mm	In	mm	
UWM-128	Blue	UWPP-M4LS	.394	10.01	.128	3.25	.210	5.33	500
UWM-150	Green	UWPP-500LS	.500	12.70	.150	3.81	.310	7.87	500
UWM-180	Black	UWPP-562LS	.562	14.27	.180	4.57	.290	7.37	500
UWM-200	Rusty Red	UWPP-M6LS	.591	15.01	.200	5.08	.310	7.87	500

plugs

ULTRA
B A K E

HFPP-SH Series

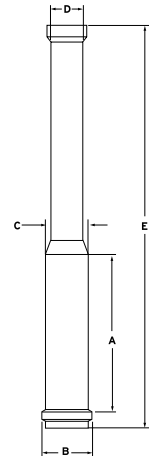
Hollow-Flanged Pull Plugs

HFPP-SH Ultrabake™ Hollow Flanged Pull Plugs have a tapered design & hollow core to mask plain and threaded holes; they will mask off the hole and the first thread of a threaded hole. Recommended for Powder coating, e-coating, plating & anodizing.

- Recommended temperatures up to 600°F (315°C)
- Two stage - the large and small diameters help with insertion
- Hollow design allows faster cooling
- Reusable
- Easily removed with an ergonomic handle

Material: Silicone **Color:** See chart for color coding

Optional Colors: Clear, White



ULTRA
B A K E

DFPP-SH Series

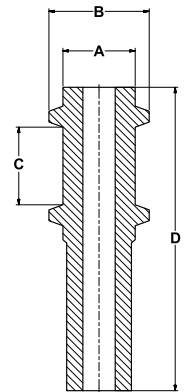
Dual-Flanged Pull Plugs

DFPP-SH Series dual flanged pull plugs are designed for weld nuts of varying thread sizes. Recommended for powder coating, e-coating, plating & anodizing.

- For high-temperature processes up to 600°F (315°C)
- Masks off chamfer, first thread & last thread
- Will not blow out due to air pressure
- Reusable

Material: Silicone **Color:** See chart for color coding

Optional Colors: Clear, White



ULTRA
B A K E

UDPP-SH Series

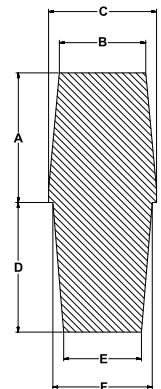
Silicone Dual Purpose Plugs

Ultrabake™ Dual Purpose Plugs are designed to plug round or square, plain or threaded holes; they will mask off the hole and allow finishing up to it. Recommended for Powder coating, e-coating, plating & anodizing.

- Recommended temperatures up to 600°F (315°C)
- Hole can be round or square. One side of this plug is round and the other side is square
- Tapered to fit into a range of hole sizes
- Reusable

Material: Silicone **Color:** See chart for color coding

Optional Colors: Clear, White



Hollow-Flanged Pull Plugs HFPP-SH Series

Caplugs No.	Color	Dimensions										Packaging Quantity Per Bag
		A		B		C		D		D		
		In	mm	In	mm	In	mm	In	mm	In	mm	
HFPP-SH-M6	Blue	.197	5.00	.267	6.78	.930	23.62	.175	4.45	2.051	52.10	1000
HFPP-SH-M10	Rusty Red	.335	8.51	.440	11.18	1.000	25.4	.280	7.11	2.484	63.10	500
HFPP-SH-M12	Green	.417	10.59	.512	13.00	1.125	28.58	.330	8.38	3.016	76.60	250
HFPP-SH-M20	Yellow	.675	17.15	.800	20.32	1.250	31.75	.510	12.95	3.370	85.60	250

Dual-Flanged Pull Plugs DFPP-SH Series

Caplugs No.	Color	Thread Size	Dimensions								Packaging Quantity Per Bag
			A		B		C		D		
			In	mm	In	mm	In	mm	In	mm	
DFPP-M6	Dark Green	M6	.197	5.00	.307	7.80	.268	6.81	1.299	32.99	1000
DFPP-M8	Rusty Red	M8	.264	6.71	.374	9.50	.311	7.90	1.339	34.01	1000
DFPP-M10	Dark Green	M10	.335	8.51	.445	11.30	.354	8.99	1.378	35.00	500
DFPP-M12	Purple	M12	.406	10.31	.512	13.00	.457	11.61	1.772	45.01	250
DFPP-M16	White	M16	.531	13.49	.669	16.99	.551	14.00	1.969	50.01	250
DFPP-M20	Dark Blue	M20	.669	16.99	.827	21.01	.709	18.01	2.283	57.99	100

Silicone Dual Purpose Plugs UDPP-SH Series

Caplugs No.	Color	Square End Dimensions						Round End Dimensions						Packaging Carton Quantity
		A Length		B Minimum		C Maximum		D Length		E Minimum		F Maximum		
		In	mm	In	mm	In	mm	In	mm	In	mm	In	mm	
UDPP-0500	Purple	.625	15.88	.375	9.53	.500	12.70	.625	15.88	.375	9.53	.500	12.70	250
UDPP-0625	Rusty Red	.750	19.05	.500	12.70	.625	15.88	.750	19.05	.500	12.70	.625	15.88	100
UDPP-0750	Green	.750	19.05	.625	15.88	.750	19.05	.750	19.05	.625	15.88	.750	19.05	100
UDPP-1000	Rusty Red	1.000	25.40	.875	22.23	1.000	25.40	1.000	25.40	.875	22.23	1.000	25.40	100

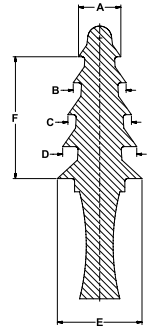

UMFP-SH Series

Silicone Multi-Flanged Plugs

Our Ultrabake™ Silicone Multi-Flanged Plugs are designed to mask plain and threaded holes; they will mask off the hole and will allow painting up to the hole. The fins on the plug are flexible so the plug can fit a range of holes. Recommended for Powder coating, e-coating, plating & anodizing.

- Recommended temperatures up to 600°F (315°C)
- Raised handle makes the plug easier to see & easier to remove
- Reusable

Material: Silicone **Color:** See chart for color coding
Optional Colors: Clear, White



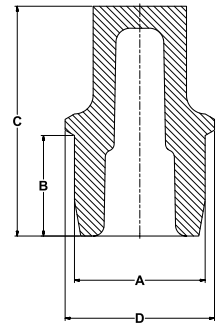
UTM-SH Series

Silicone Thread Masks

Ultrabake™ Thread Masks are designed to mask threaded holes; they will mask off the hole and the first thread of the hole. Recommended for Powder coating, e-coating, plating & anodizing.

- Recommended temperatures up to 600°F (315°C)
- Available in standard shallow design for blind holes, as well as a long series for longer sealing areas
- Reusable

Material: Silicone **Color:** See chart for color coding
Optional Colors: Clear, White



Silicone Multi-Flanged Plugs **UMFP-SH Series**

Caplugs No.	Color	Dimensions												Packaging Quantity Per Bag
		A		B		C		D		E		F Length		
		In	mm	In	mm	In	mm	In	mm	In	mm	In	mm	
UMFP-4-10	Blue	.157	4.00	.236	6.00	.315	8.00	.394	10.00	-	-	.539	13.70	250
UMFP-8-16	Rusty Red	.315	8.00	.394	10.00	.472	12.00	.551	14.00	.630	16.00	.906	23.00	100
UMFP-10-18	Green	.394	10.00	.472	12.00	.551	14.00	.630	16.00	.709	18.00	.894	22.70	100

Silicone Thread Masks **UTM-SH Series**

Caplugs No.	Color	Dimensions								Packaging Quantity Per bag
		A		B		C		D		
		In	mm	In	mm	In	mm	In	mm	
UTM-1/4-20	Yellow	.218	5.54	.200	5.08	.450	11.43	.260	6.60	500
UTM-5/16-18	Light Green	.278	7.06	.200	5.08	.500	12.70	.320	8.13	500
UTM-3/8-16	White	.336	8.53	.250	6.35	.600	15.24	.385	9.78	500
UTM-1/2-13	Clear	.451	9.96	.350	8.89	.750	19.05	.510	11.18	250
UTM-7/16-14	Pink	.392	11.46	.350	8.89	.750	19.05	.440	12.95	250
UTM-M6*1	Clear	.208	5.28	.197	5.00	.551	14.00	.248	6.30	500
UTM-M8*1.25	Dark Blue	.28	7.19 3	.197	5.00	.482	12.24	.331	8.41	500
UTM-M10*1.5	Pink	.358	9.09	.276	7.01	.630	16.00	.409	10.39	250
UTM-M12*1.75	Rusty Red	.426	10.82	.346	8.79	.792	20.12	.489	12.42	250
UTM-M16*2	Light Green	.583	14.81	.433	11.00	.906	23.01	.654	16.61	100
UTM-M20*2.5	Yellow	.724	18.39	.512	13.00	1.122	28.50	.811	20.60	100

Silicone Thread Masks - Long Series

Caplugs No.	Color	Dimensions								Packaging Quantity Per bag
		A		B		C		D		
		In	mm	In	mm	In	mm	In	mm	
UTM-1/4-20LS	Yellow	.218	5.54	.279	7.09	.922	23.42	.260	6.60	500
UTM-1/4-36LS	Dark Blue	.232	5.54	.270	6.86	.922	23.42	.260	6.60	500
UTM-5/16-18LS	Light Green	.278	7.06	.279	7.09	.894	22.71	.320	8.13	500
UTM-5/16-40LS	Rusty Red	.296	7.06	.279	7.09	.894	22.71	.320	8.13	250
UTM-3/8-16LS	White	.336	8.53	.329	8.36	.994	25.25	.385	9.78	250
UTM-3/8-36LS	Yellow	.357	8.53	.329	8.36	.994	25.25	.385	9.78	250
UTM-M3*0.5LS	Red	.107	2.72	.210	5.33	.820	20.83	.138	3.51	1000
UTM-M4*0.7LS	Pink	.141	3.59	.230	5.84	.860	21.84	.161	4.09	1000
UTM-M5*0.8LS	Purple	.178	4.52	.220	5.59	.820	20.83	.207	5.26	500
UTM-M6*1LS	Clear	.208	5.28	.295	7.49	.964	24.49	.248	6.30	500
UTM-M8*1.25LS	Dark Blue	.283	7.19	.295	7.49	.896	22.76	.331	8.41	500
UTM-M10*1.5LS	Pink	.358	9.09	.276	7.01	.945	24.00	.409	10.39	250
UTM-M24*2LS	Grey	.896	22.76	.630	16.00	1.490	37.85	.947	24.05	50

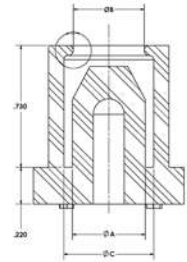
RMCP-SH Series

Rubber Masking Cap-Plug

Provide the Heating, Ventilation and Air Conditioning (HVAC) industry with a Cap-Plug combination mask for use during coating and pressure testing of HVAC compressors. Eliminates the need for two separate masks and the added labor involved in installing and removing each. The rubber cap/plug reseals itself after any nitrogen charging that may occur for shipping.

- Recommended temperatures up to 212°F (100°C)

Material: Rubber **Color:** Black



ULTRA
BAKE

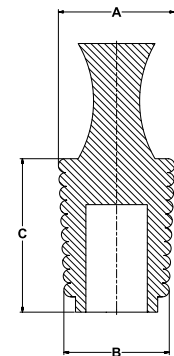
UFP-SH Series

Silicone Flangeless Plugs

Our Ultrabake™ Silicone Flangeless Plugs have a tapered design & hollow core to allow a single plug to be used in both threaded or non-threaded holes of varying sizes. Recommended for Powder coating, e-coating, plating & anodizing.

- Recommended temperatures up to 600°F (315°C)
- Protect threaded holes without masking surrounding area
- Reusable

Material: Silicone **Color:** See chart for color coding
Optional Colors: Clear, White



Rubber Masking Cap-Plug **RMCP-SH Series**

Caplugs No.	Tube Size	Dimensions						Packaging
		A		B		C		Quantity Per Bag
		In	mm	In	mm	In	mm	
RMCP-312-12	5/16	.380	9.65	.413	10.490	.525	13.34	1000
RMCP-375-12	3/8	.460	11.68	.450	11.430	.537	13.64	1000
RMCP-500-12	1/2	.555	14.10	.526	13.360	.678	17.22	1000
RMCP-625-12	5/8	.675	17.15	.672	17.069	.796	20.22	1000
RMCP-750-12	3/4	.810	20.57	.780	19.812	.920	23.37	1000
RMCP-875-12	7/8	.945	24.00	.908	23.063	1.061	26.95	1000

Silicone Flangeless Plugs **UFP-SH Series**

Caplugs No.	Color	Dimensions						Packaging
		A		B		C		Quantity Per Bag
		In	mm	In	mm	In	mm	
UFP00250	Clear	.230	5.84	.157	3.99	1.000	25.40	250
UFP00312	Black	.315	8.00	.221	5.61	1.000	25.40	250
UFP00406	Yellow	.380	9.65	.315	8.00	1.000	25.40	250
UFP00468	Clear	.470	11.94	.380	9.65	1.000	25.40	250
UFP00562	Light Blue	.575	14.61	.480	12.19	1.000	25.40	250
UFP00625	Purple	.630	16.00	.536	13.61	1.000	25.40	250
UFP00718	Rusty Red	.709	18.00	.630	16.00	1.000	25.40	250
UFP00787	Light Green	.787	19.99	.709	18.00	1.000	25.40	100
UFP00866	Grey	.866	22.00	.787	19.00	1.000	25.40	100
UFP00945	Clear	.945	24.00	.866	22.00	1.000	25.40	100
UFP01024	Black	1.024	26.00	.945	24.00	1.000	25.40	100
UFP01102	Dark Green	1.102	28.00	1.024	26.00	1.000	25.40	100
UFP01134	Purple	1.147	29.13	1.063	27.00	1.000	25.40	50
UFP01178	Light Blue	1.181	30.00	1.102	27.99	1.000	25.40	50
UFP01216	Rusty Red	1.220	31.01	1.142	29.01	1.000	25.40	50
UFP01234	Yellow	1.256	31.90	1.181	30.00	1.000	25.40	50

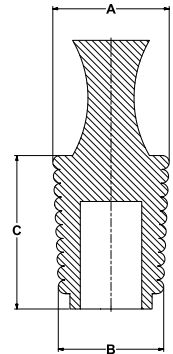

FP-SH Series

Oil Resistant Rubber Flangeless Plugs

FP-SH Series Flangeless Plugs have a tapered design & hollow core to allow a single plug to be used in both threaded or non-threaded holes of varying sizes. Recommended for plating, painting & anodizing.

- Recommended temperatures up to 250°F (121°C)
- Protect threaded holes without masking surrounding area
- Reusable

Material: Nitrile-Butadiene Rubber **Color:** Black



ULTRA™
B A K E

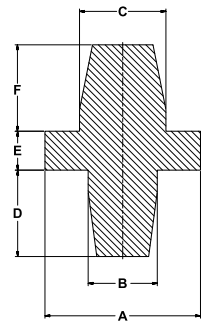
UW-SH Series

Silicone Washer Plugs

Our Ultrabake™ Silicone Washer Plugs are designed to plug plain and threaded holes; they will mask off the hole and leave a circular grounding or earthing area around threaded & thru holes. Recommended for Powder coating, e-coating, plating & anodizing.

- Recommended temperatures up to 600°F (315°C)
- Dual-Purpose two-sided design to fit two hole sizes
- Washer design eliminates the need for two-stage masking
- Reusable

Material: Silicone **Color:** See chart for color coding
Optional Colors: Clear, White



Oil Resistant Rubber Flangeless Plugs **FP-SH Series**

Caplugs No.	Dimensions						Packaging
	A		B		C		Quantity Per Bag
	In	mm	In	mm	In	mm	
FP00250	.230	5.84	.157	3.99	1.000	25.40	250
FP00312	.315	8.00	.221	5.61	1.000	25.40	250
FP00406	.380	9.65	.315	8.00	1.000	25.40	250
FP00468	.470	11.94	.380	9.65	1.000	25.40	250
FP00562	.575	14.61	.480	12.19	1.000	25.40	250
FP00625	.630	16.00	.536	13.61	1.000	25.40	250
FP00718	.709	18.00	.630	16.00	1.000	25.40	250
FP00787	.787	19.99	.709	18.00	1.000	25.40	100
FP00866	.866	22.00	.787	19.00	1.000	25.40	100
FP00945	.945	24.00	.866	22.00	1.000	25.40	100
FP01024	1.024	26.00	.945	24.00	1.000	25.40	100
FP01102	1.102	28.00	1.024	26.00	1.000	25.40	100

Silicone Washer Plugs **UW-SH Series**

Caplugs No.	Color	Dimensions												Packaging
		A		B		C		D		E		F		Quantity Per Bag
		In	mm	In	mm	In	mm	In	mm	In	mm	In	mm	
UW-M3	Dark Green	.276	7.00	.110	2.79	.146	3.71	.220	5.59	.197	5.00	.291	7.39	1000
UW-M4	Pink	.354	8.99	.142	3.61	.185	4.70	.283	7.19	.197	5.00	.370	9.40	1000
UW-M5	Clear	.394	10.00	.177	4.50	.224	5.69	.354	8.99	.197	5.00	.449	11.40	1000
UW-M6	Red	.492	12.50	.209	5.31	.264	6.71	.417	10.59	.197	5.00	.528	13.41	500
UW-M8	Black	.669	16.99	.280	7.11	.343	8.71	.559	14.20	.197	5.00	.685	17.40	500
UW-M10	Yellow	.827	21.00	.378	9.60	.421	10.69	.756	19.20	.197	5.00	.843	21.41	250
UW-M12	Clear	.945	24.00	.429	10.90	.500	12.70	.858	21.79	.197	5.00	1.000	25.40	250
UW380	Yellow	.250	6.35	.096	2.44	.128	3.25	.348	8.84	.197	5.00	.504	12.80	1000
UW400	Black	.312	7.92	.134	3.40	.157	3.99	.490	12.45	.193	4.90	.502	12.75	1000
UW405	Clear	.319	8.10	.124	3.15	.252	6.40	.385	9.78	.217	5.51	.511	12.98	1000
UW410	Pink	.380	9.65	.137	3.48	.160	4.06	.454	11.53	.196	4.98	.507	12.88	1000
UW412	Red	.375	9.53	.198	5.03	.274	6.96	.492	12.50	.198	5.03	.500	12.70	500
UW415	Light Green	.502	12.75	.127	3.23	.186	4.72	.381	9.68	.202	5.13	.497	12.62	500
UW420	Dark Blue	.505	12.83	.244	6.20	.257	6.53	.509	12.93	.193	4.90	.516	13.11	500
UW440	Yellow	.625	15.88	.127	3.23	.256	6.50	.358	9.09	.191	4.85	.506	12.85	500

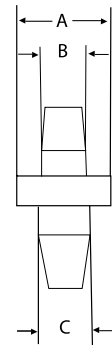


SWP Series

Silicone Washer Plugs

SWP Series Silicone Washer Plugs are designed for masking around a hole for grounding purposes or can be used as dual plugs. Made of silicone, the SWP Series is excellent for high-temperature applications up to 600°F (intermittent).

Material: Silicone **Color:** Natural



SP-SH Series

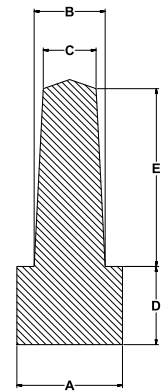
Silicone Step Plugs

Our Ultrabake™ Silicone Step Plugs are designed to mask plain and threaded holes; they will mask off the hole and leave a circular grounding or earthing area around the hole. Recommended for powder coating, e-coating, plating & anodizing.

- For High-temperature processes up to 600°F (315°C)
- Wide handle design eliminates the need for two-stage masking
- Reusable

Material: Silicone **Color:** See chart for color coding

Optional Colors: Clear, White



SFP-SH Series

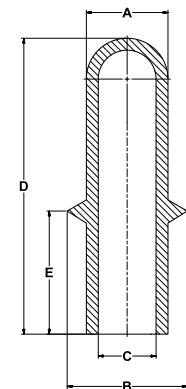
Silicone Flanged Cap Plugs

Ultrabake™ Flanged Cap Plugs are designed to mask plain and threaded holes; they will mask off the hole and the first thread of a threaded hole. The plugs are dual purpose and can be used as a cap on longer studs. Recommended for powder coating, e-coating, plating & anodizing.

- For High-temperature processes up to 600°F (315°C)
- Reusable

Material: Silicone **Color:** See chart for color coding

Optional Colors: Clear, White



Silicone Washer Plugs SWP Series

Caplugs No.	Dimensions						Packaging	
	A		B		C		Carton Quantity	Mini Pak Quantity
	In	mm	In	mm	In	mm		
SWP-130-250-140	.250	6.35	.130	3.30	.140	3.56	1000	200
SWP-140-250-180	.250	6.35	.140	3.56	.180	4.57	1000	200
SWP-130-312-150	.312	7.92	.130	3.30	.150	3.81	1000	200
SWP-140-312-180	.312	7.92	.140	3.56	.180	4.57	1000	200
SWP-155-312-230	.312	7.92	.155	3.94	.230	5.84	500	100
SWP-200-312-230	.312	7.92	.200	5.08	.230	5.84	500	100
SWP-130-375-150	.375	9.53	.130	3.30	.150	3.81	1000	200
SWP-140-375-200	.375	9.53	.140	3.56	.200	5.08	500	100
SWP-180-375-180	.375	9.53	.180	4.57	.180	4.57	500	100
SWP-238-375-250	.375	9.53	.238	6.05	.250	6.35	500	100
SWP-238-500-250	.500	12.70	.238	6.05	.250	6.35	250	50
SWP-275-500-375	.500	12.70	.275	6.99	.375	9.53	250	50

Silicone Step Plugs SP-SH Series

Caplugs No.	Color	Dimensions										Packaging
		A		B		C		D		E		Quantity Per Bag
		In	mm	In	mm	In	mm	In	mm	In	mm	
SP-3	Light Blue	.276	7.00	.118	3.00	.093	2.36	.276	7.00	.512	13.00	500
SP-4	Light Green	.315	8.00	.197	5.00	.112	2.84	.315	7.00	.551	14.00	500
SP-5	Purple	.354	8.99	.236	6.00	.155	3.93	.354	8.99	.631	16.02	500
SP-6	Black	.400	10.16	.253	6.42	.188	4.77	.400	10.16	.694	17.62	250
SP-8	White	.489	12.42	.324	8.23	.234	5.94	.384	9.75	.682	17.32	250

Silicone Flanged Cap Plugs SFP-SH Series

Caplugs No.	Color	Dimensions										Packaging
		A		B		C		D		E		Quantity Per Bag
		In	mm	In	mm	In	mm	In	mm	In	mm	
SFP-M8	Yellow	.291	7.39	.472	11.99	.177	4.50	1.654	42.01	.472	11.99	250
SFP-M10	Pink	.343	8.71	.579	14.71	.276	7.01	1.850	46.99	.512	13.00	250
SFP-M12	Clear	.421	10.69	.622	15.80	.315	8.00	2.008	51.00	.551	14.00	250
SFP-M14	Grey	.539	13.69	.709	18.01	.417	10.59	2.520	64.01	.591	15.01	250



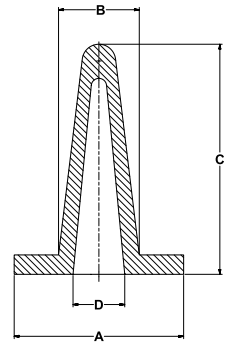
HWP-SH Series

Hollow Washer Plugs

Our Ultrabake™ Silicone Hollow Washer Plugs are designed to plug plain and threaded holes; they will mask off the hole and leave a circular grounding or earthing area around threaded & thru holes. Recommended for powder coating, e-coating, plating & anodizing.

- Recommended temperatures up to 600°F (315°C)
- Hollow to make it lighter and more conforming
- Washer design eliminates the need for two-stage masking
- Reusable

Material: Silicone **Color:** See chart for color coding
Optional Color: Clear, White



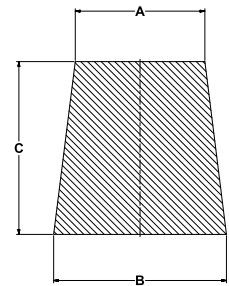

MSP-SH Series

Extra Long Silicone Plugs

Our Ultrabake™ Silicone Plugs are designed to plug plain and threaded holes; they will mask off the hole and allow finishing up to it. Recommended for Powder coating, e-coating, plating & anodizing.

- Recommended temperatures up to 600°F (315°C)
- Highly Versatile
- Reusable

Material: Silicone **Color:** See chart for color coding
Optional Colors: Clear, White



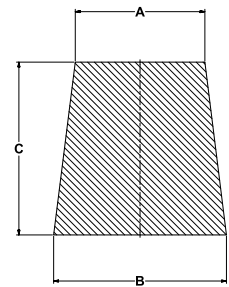
MPP-SH Series

Miscellaneous Plugs

Designed to plug plain and threaded holes; they will mask off the hole and allow finishing up to it. Recommended for various processes based upon materials.

- MPP are multi-purpose plugs
- SM/CM are micro plugs
- Recommended temperatures vary

Material: Various **Color:** Various



Hollow Washer Plugs HWP-SH Series

Caplugs No.	Color	Dimensions								Packaging Quantity Per Bag
		A		B		C		D		
		In	mm	In	mm	In	mm	In	mm	
HWP-0330	Clear	.492	12.50	.248	6.30	.906	23.00	.130	3.30	200
HWP-0450	Black	.630	16.00	.335	8.50	.984	25.00	.177	4.50	200
HWP-0500	Yellow	.650	16.51	.394	10.00	1.102	28.00	.197	5.00	200
HWP-0800	Dark Blue	.748	19.00	.551	14.00	1.417	36.00	.315	8.00	200
HWP-1150	Purple	.984	25.00	.689	17.50	1.496	38.00	.453	11.50	200
HWP-1350	Rusty Red	1.102	28.00	.768	19.50	2.008	51.00	.531	13.50	100
HWP-1480	Grey	1.000	25.40	.819	20.80	1.929	49.00	.583	14.80	100
HWP-1600	Clear	1.220	30.99	.866	22.00	2.087	53.00	.630	16.00	100

Extra Long Silicone Plugs MSP-SH Series

Caplugs No.	Color	Dimensions						Packaging Quantity Per Bag
		A		B		C		
		In	mm	In	mm	In	mm	
MSP101L	Dark Green	.062	1.57	.187	.750	4.75	19.05	1000
MSP102L	Yellow	.125	3.18	.250	6.35	1.000	25.40	1000
MSP103L	Clear	.187	4.75	.343	8.71	1.000	25.40	1000
MSP104L	Red	.250	6.35	.437	11.10	1.000	25.40	1000
MSP105L	White	.316	8.03	.557	14.15	1.000	25.40	500
MSP106L	Pink	.437	11.10	.687	17.45	1.000	25.40	500
MSP107L	Clear	.562	14.27	.750	19.05	1.000	25.40	250
MSP108L	Clear	.625	15.88	.800	20.32	1.000	25.40	250
MSP109L	Clear	.750	19.05	.925	23.50	1.000	25.40	250

Miscellaneous Plugs MPP-SH Series

Caplugs No.	Temp Limit	Dimensions						Packaging Quantity Per Bag
		A		B		C		
		In	mm	In	mm	In	mm	
MPP-UB	600°F (315°C)	.125	3.18	.375	9.53	1.250	31.75	500
MPP-BR	150°F (65°C)	.125	3.18	.375	9.53	1.250	31.75	500
MPP-SP	600°F (315°C)	.125	3.18	.500	12.70	2.000	50.80	500
MPP-GN	350°F (177°C)	.125	3.18	.500	12.70	2.000	50.80	500
SM10	600°F (315°C)	.016	.41	.062	1.57	.625	15.88	500
CM10	300°F (149°C)	.016	.41	.062	1.57	.625	15.88	500
SM30	600°F (315°C)	.020	.51	.078	1.98	1.000	25.40	500
CM30	300°F (149°C)	.020	.51	.078	1.98	1.000	25.40	500

plugs



HETV Series

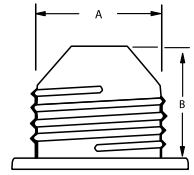
External Thread Plugs

HETV Series are temperature resistant externally threaded plugs. These flexible plugs can be easily pushed in and removed with no threading required. External threads hold plugs securely in place.

- Can withstand temperatures 500°F
- Ideal for masking applications

Material: Flex500® **Color:** Black **Optional Color:** Yellow

Note: For low temperature vinyl, please refer to ETV Series.



HTP Series

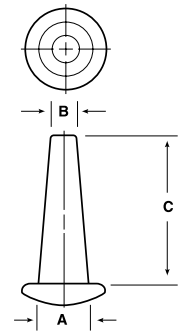

Tapered Plugs

HTP Series flexible tapered plugs are designed with a distinct tapered configuration, making them ideal for plugging small holes, ranging in diameter from .070" to .343". Ideal for masking applications during painting, plating and powder coating operations.

- Easy installation and removal
- Flexible

Material: Flex500® **Color:** Black **Optional Color:** Yellow

Note: For low temperature vinyl, please refer to TP Series.



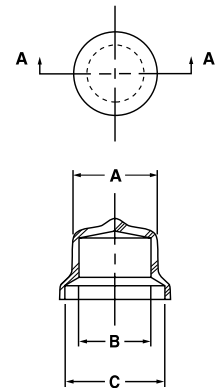
HVTP Series

Tapered Plugs

HVTP series plugs provide a snug fit when pushed into open ports, ensuring a tight closure that will not pop out accidentally during processing or shipping. A simple tug on the flanged lip of an installed HVTP breaks the seal for easy removal. Ideal for masking applications during painting, plating and powder coating operations.

Material: Flex500® **Color:** Black **Optional Color:** Yellow

Note: For low temperature vinyl, please refer to VTP Series.



External Thread Plugs HETV Series

Caplugs No.	Dimensions					Packaging	
	A		B			Carton Quantity	Mini Pak Quantity
	In	mm	In	mm			
HETV-4	.438	11.13	.438	11.13		7500	1000
HETV-5	.500	12.70	.500	12.70		7500	1000
HETV-6	.563	14.30	.500	12.70		6000	1000
HETV-8	.750	19.05	.625	15.88		5400	1000
HETV-10	.875	22.23	.688	17.48		4000	800
HETV-12	1.047	26.59	.750	19.05		2800	560
HETV-16	1.281	32.54	.875	22.23		2000	400

† Mini and Micro Paks available in standard color.

‡ Minimum order for Micro Paks is 2.

Tapered Plugs HTP Series

Caplugs No.	Dimensions						Packaging		
	A		B		C		Carton Quantity	Mini Pak† Quantity	Micro Pak‡ Quantity
	In	mm	In	mm	In	mm			
HTP-4	.15	3.81	.07	1.78	.625	15.88	5000	1000	50
HTP-6	.20	5.08	.10	2.54	.500	12.70	5000	1000	50
HTP-8	.25	6.35	.14	3.56	.750	19.05	5000	1000	50
HTP-9	.30	7.62	.14	3.56	1.000	25.40	5000	1000	50
HTP-10	.31	7.87	.16	4.06	.750	19.05	5000	1000	50
HTP-11	.31	7.87	.19	4.83	1.000	25.40	5000	1000	50
HTP-12	.34	8.64	.19	4.83	.750	19.05	5000	1000	50

† Mini and Micro Paks available in standard color.

‡ Minimum order for Micro Paks is 2.

Tapered Plugs HVTP Series

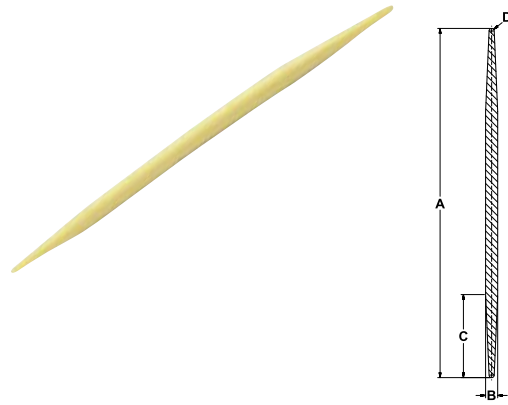

Caplugs No.	Dimensions								Packaging		
	To Plug Thread Size		A		B		C		Carton Quantity	Mini Pak† Quantity	Micro Pak‡ Quantity
	NPT	STD	In	mm	In	mm	In	mm			
HVTP-05	-	1/4	.195	4.95	.125	3.18	.300	7.62	5000	1000	100
HVTP-1	-	5/16	.290	7.37	.210	5.33	.406	10.31	5000	1000	100
HVTP-2	1/8	3/8	.400	10.16	.290	7.37	.437	11.10	5000	1000	100
HVTP-25	-	7/16	.445	11.30	.340	8.64	.500	12.70	5000	1000	100
HVTP-3	1/4	1/2	.530	13.46	.365	9.27	.555	14.10	5000	1000	100
HVTP-35	-	9/16	.570	14.48	.445	11.30	.625	15.88	2500	500	50
HVTP-4	3/8	5/8	.640	16.26	.520	13.21	.750	19.05	2500	500	50
HVTP-5	1/2	3/4	.800	20.32	.682	17.32	.937	23.80	2500	500	50
HVTP-55	3/4	7/8	.870	22.10	.732	18.59	1.000	25.40	1000	200	25
HVTP-6	3/4	1-1/16	1.025	28.04	.891	22.63	1.188	30.18	1000	200	25
HVTP-7	1	1-3/16, 1-1/4, 1-5/16	1.275	32.39	1.147	29.13	1.453	36.91	1000	200	25

MT-SH Series

Mouse-Tail Pull Plugs

- Ideal for small holes
- Stretchable to provide leak-proof seal
- Reusable

Material: Silicone or EPDM **Color:** Clear



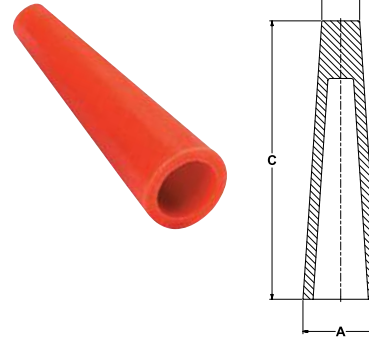
UHCP-SH Series

Silicone Hollow Cone Plugs

Our Ultrabake™ Silicone Hollow Cone Plugs are designed to plug plain and threaded holes; they will mask off the hole and allow finishing up to it. Recommended for Powder coating, e-coating, plating & anodizing.

- Recommended temperatures up to 600°F (315°C)
- Hollow & tapered to make this plug highly versatile
- Ideal for slotted & oval holes
- Reusable

Material: Silicone **Color:** See chart for color coding



PTP Series

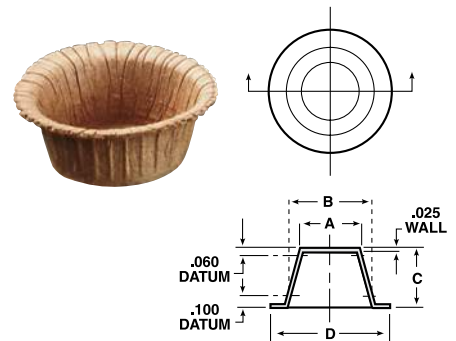
Tapered Paper Plugs

Manufactured from natural paper which is 100% recyclable, PTP Series Paper Plugs are the answer for applications requiring "environmentally friendly" components. These closures will withstand intermittent temperatures up to 400°F (204°C), making them ideal for high-temperature applications which may degrade typical plastic plugs. The flexibility and tapered design of the PTP Series allow quick, easy installation and removal.

- Made from recycled material
- 100% Recycleable
- Intermittant temperatures to 400°F (204°C)

Material: 90 lb. paperboard **Color:** Brown

Note: Products are manufactured from paper which is hygroscopic. This means that there may be minor dimensional variation with changes in relative humidity.



Mouse-Tail Pull Plugs **MT-SH Series**

Caplugs No.	Material and Temp Limit	Dimensions								Packaging	
		A		B		C		D		Quantity Per Bag	
		In	mm	In	mm	In	mm	In	mm		
SMT100	Ultrabake 600°F (315°C)	2.000	50.80	.080	2.03	.500	12.70	.025	.64	500	
MT100	E.P.D.M 350°F (177°C)	2.000	50.80	.080	2.03	.500	12.70	.025	.64	500	

Silicone Hollow Cone Plugs **UHCP-SH Series**

Caplugs No.	Color	Dimensions						Packaging	
		A		B		C		Quantity Per Bag	
		In	mm	In	mm	In	mm		
UHCP-1	Rusty Red	.580	14.73	.147	3.73	1.900	48.26	250	
UHCP-2	Blue	.787	20.00	.394	10.00	2.900	74.00	100	

Tapered Paper Plugs **PTP Series**

Caplugs No.	Pipe Size Inches	Dimensions								Packaging	
		A		B		C		D		Carton Quantity	Mini Pak Quantity
		In	mm	In	mm	In	mm	In	mm		
PTP-18-3	1/8	.35	8.89	.42	10.67	.34	8.64	.56	14.22	30000	1000
PTP-14-3	1/4	.46	11.68	.50	12.70	.36	9.14	.68	17.27	18000	1000
PTP-38-3	3/8	.58	14.73	.70	17.78	.48	12.19	.87	22.10	16000	1000
PTP-12-3	1/2	.68	17.27	.82	20.83	.53	13.46	1.04	26.42	10500	1000
PTP-34-3	3/4	.92	23.37	1.11	28.19	.54	13.72	1.38	35.05	6200	1000
PTP-100-3	1	1.18	29.97	1.44	36.58	.64	16.26	1.73	43.94	5000	1000
PTP-114-3	1-1/4	1.50	38.10	1.78	45.21	.69	17.53	2.12	53.85	3000	600
PTP-112-3	1-1/2	1.73	43.94	2.06	52.32	.68	17.27	2.43	61.72	2700	540
PTP-200-3	2	2.22	56.39	2.50	63.50	.64	16.26	2.93	74.42	1800	360
PTP-212-3	2-1/2	2.64	67.06	3.15	80.01	.75	19.05	3.57	90.68	1300	260
PTP-300-3	3	3.28	83.31	3.60	91.44	.74	18.80	4.09	103.89	1000	200

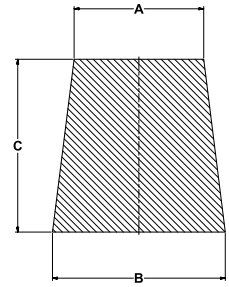
RCK-SH & SCK-SH Series

Cork Plugs

Our cork series are used to plug and mask plain holes. Recommended for painting applications, but may also be used to protect during plating, anodizing and blasting processes. Also good for protection during transportation. It can be used on plain and threaded bores.

- Recommended temperatures up to 300°F (149°C)
- Can be cut to desired length
- Reusable depending on application
- RC = regular cork, SC = short cork

Material: Cork **Color:** Natural



Cork Plugs RCK-SH & SCK-SH Series

Caplugs No.	Dimensions						Packaging
	A		B		C		Quantity
	In	mm	In	mm	In	mm	
RC0000	.093	2.38	.187	4.76	.500	12.70	1000
RC000	.156	3.97	.250	6.35	.500	12.70	1000
RC00	.218	5.56	.312	7.94	.500	12.70	1000
SC0	.234	5.95	.312	7.94	.375	9.53	1000
RC0	.281	7.14	.375	9.53	.500	12.70	1000
RC1	.328	8.33	.437	11.11	.625	15.88	1000
SC1	.343	8.73	.437	11.11	.500	12.70	1000
RC2	.375	9.53	.500	12.70	.689	17.46	1000
SC2	.406	10.32	.500	12.70	.500	12.70	1000
RC3	.421	10.72	.562	14.29	.750	19.05	1000
SC3	.468	11.91	.562	14.29	.500	12.70	1000
RC4	.468	11.91	.625	15.88	.8125	20.64	1000
SC4	.531	13.49	.625	15.88	.500	12.70	1000
RC5	.531	13.49	.687	17.46	.875	22.23	1000
SC5	.562	14.29	.687	17.46	.625	15.88	1000
RC6	.5781	14.68	.750	19.05	.938	23.81	1000
SC6	.625	15.88	.750	19.05	.6250	15.88	1000
RC7	.625	15.88	.812	20.64	1.000	25.40	1000
SC7	.671	17.07	.812	20.64	.750	19.05	1000
RC8	.671	17.07	.875	22.23	1.063	26.99	1000
SC8	.734	18.65	.875	22.23	.750	19.05	1000
RC9	.734	18.65	.937	23.81	1.125	28.58	100
SC9	.796	20.24	.937	23.81	.750	19.05	100
RC10	.765	19.45	1.000	25.40	1.250	31.75	100
SC10	.812	20.64	1.000	25.40	1.000	25.40	100
RC11	.828	21.03	1.062	26.99	1.250	31.75	100
RC12	.890	22.62	1.125	28.58	1.250	31.75	100
RC13	.953	24.21	1.187	30.16	1.250	31.75	100
RC14	1.015	25.80	1.250	31.75	1.250	31.75	100
RC15	1.078	27.38	1.312	33.34	1.250	31.75	100
RC16	1.093	27.78	1.375	34.93	1.500	38.10	100
RC17	1.156	29.37	1.437	36.51	1.500	38.10	100
RC18	1.218	30.96	1.500	38.10	1.500	38.10	100
RC19	1.281	32.54	1.562	39.69	1.500	38.10	100
RC20	1.343	34.13	1.625	41.28	1.500	38.10	100
RC22	1.468	37.31	1.750	44.45	1.500	38.10	100
RC24	1.593	40.48	1.875	47.63	1.500	38.10	100
RC26	1.718	43.66	2.000	50.80	1.500	38.10	100
RC28	1.843	46.83	2.1250	53.98	1.500	38.10	100
RC30	1.968	50.01	2.250	57.15	1.500	38.10	100

STPS-SH Series

Self-Threading Plugs

Self-threading plugs are self-tapping & create a leak-proof seal. The handles have holes that can be used for hanging. Recommended for painting, plating & anodizing.

- Recommended temperatures up to 180°F (82°C)
- Chemical resistant

Material: Low-Density Polyethylene **Color:** White



US-SH Series

Silicone Sheetting

Ultrabake™ Silicone Sheetting can be used to cover large areas. Can also be die cut into shapes and can be used in conjunction with a double sided tape, to mask off large areas. Alternatively it can simply provide a liner or protective layer on areas that will come into contact with heat. Ideal for Powder coating, E-coating, Plating, Anodizing & Spray painting.

- Temperatures up to 600°F (315°C)
- Flexible
- Can be die cut into shapes for gaskets, pads, strips, washers or seals
- Reusable

Material: Silicone **Color:** Rusty Red



MDT-SH Series

Multi-Diameter Silicone Tubing

Ultrabake™ Multi-Diameter Tubing can be used to cover plain and threaded studs, shafts or other cylindrical parts; it will mask off the studs and can be used to mask off areas of shafts. Ideal for Powder coating, E-coating, Plating, Anodizing & Spray painting.

- Temperatures up to 600°F (315°C)
- Flexible to fit a wide range of diameters
- Cut to length
- Reusable

Material: Silicone **Color:** Rusty Red



Self-Threading Plugs **STPS-SH Series**

Caplugs No.	Thread Size		Packaging
	From	To	Quantity
STPS-1/4	1/4 - 20	1/4 - 28	100
STPS-5/16	5/16 - 18	5/16 - 24	100
STPS-3/8	3/8 - 16	3/8 - 24	100
STPS-1/2	1/2 - 13	1/2 - 20	100
STPS-2	2 - 56	2 - 64	500
STPS-3	3 - 48	3 - 56	500
STPS-4	4 - 40	4 - 48	500
STPS-6	6 - 32	6 - 40	500
STPS-8	8 - 32	8 - 36	500
STPS-10	10 - 24	10 - 32	500
STPS-12	12 - 24	12 - 28	100

Silicone Sheetting **US-SH Series**

Caplugs No.	Dimensions				
	Length/Width		Fraction	Thickness	
	In	mm		In	mm
US031-36	36 square inch	914 mm square	.031	1/32	.79
US062-36	36 square inch	914 mm square	.062	1/16	1.57
US093-36	36 square inch	914 mm square	.093	3/32	2.36
US125-36	36 square inch	914 mm square	.125	1/8	3.18
US187-36	36 square inch	914 mm square	.187	3/16	4.75
US250-36	36 square inch	914 mm square	.250	1/4	6.35
US375-36	36 square inch	914 mm square	.375	3/8	9.53
US500-36	36 square inch	914 mm square	.500	1/2	12.70

Multi-Diameter Silicone Tubing **MDT-SH Series**

Caplugs No.	Dimensions					
	Diameter Minimum		Diameter Maximum		Coil Length	
	In	mm	In	mm	Feet	Meters
MDT0350-0650	.350	8.89	.650	16.51	100	30
MDT0650-2250	.650	16.51	1.500	38.10	50	15





UC-SH Series

Silicone Cord

Ultrabake™ Silicone Cord can be used as a gasket or O-ring type material to mask off grooves, slots or keyways. Ideal for Powder coating, E-coating, Plating, Anodizing & Spray painting.

- Temperatures up to 600°F (315°C)
- Flexible
- Cut to size
- Reusable

Material: Silicone **Color:** Clear



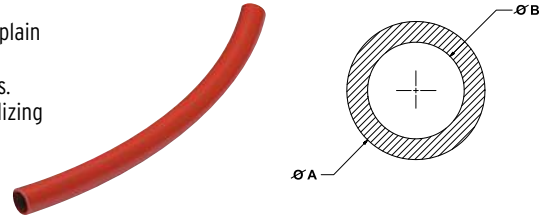
ST-SH Series

Silicone Tubing

Ultrabake™ Silicone Tubing can be used to cover plain and threaded studs or shafts; it will mask off the studs and can be used to mask off areas of shafts. Ideal for Powder coating, E-coating, Plating, Anodizing & Spray painting.

- Temperatures up to 600°F (315°C)
- 1/16" wall thickness
- Flexible
- Cut to length
- Reusable

Material: Silicone **Color:** Rusty Red and Clear



Silicone Cord UC-SH Series

Caplugs No.	Dimensions			
	Diameter		Coil Length	
	In	mm	Feet	Meters
UC0070	.070	1.78	100	30
UC0093	.093	2.36	100	30
UC0103	.103	2.62	100	30
UC0125	.125	3.18	100	30
UC0139	.139	3.53	100	30
UC0156	.156	3.96	100	30
UC0187	.187	4.75	100	30
UC0210	.210	5.33	100	30
UC0250	.250	6.35	100	30
UC0275	.275	6.99	100	30
UC0312	.312	7.92	100	30
UC0375	.375	9.53	50	15
UC0437	.437	11.10	50	15
UC0500	.500	12.70	50	15
UC0562	.562	14.27	50	15

Silicone Tubing ST-SH Series

Caplugs No.	Color	Dimensions					
		OD (ØA)		ID (ØB)		Coil Length	
		In	mm	In	mm	In	mm
ST0040	Clear	.165	4.19	.040	1.02	100	30
ST0062	Clear	.187	4.75	.062	1.57	100	30
ST0080	Clear	.205	5.21	.080	2.03	100	30
ST0093	Clear	.218	5.54	.093	2.36	100	30
ST0109	Clear	.234	5.94	.109	2.77	100	30
ST0125	Clear	.250	6.35	.125	3.18	100	30
ST0140	Clear	.265	6.73	.140	3.56	100	30
ST0156	Clear	.281	7.14	.156	3.96	100	30
ST0172	Clear	.297	7.54	.172	4.37	100	30
ST0187	Clear	.312	7.92	.187	4.75	100	30
ST0203	Clear	.328	8.33	.203	5.16	100	30
ST0218	Clear	.343	8.71	.218	5.54	100	30
ST0234	Clear	.359	9.12	.234	5.94	100	30
ST0250	Clear	.375	9.53	.250	6.35	100	30
ST0281	Clear	.406	10.31	.281	7.14	100	30
ST0312	Clear	.437	11.10	.312	7.92	100	30
ST0343	Clear	.468	11.89	.343	8.71	100	30
ST0375	Clear	.500	12.70	.375	9.53	100	30
ST0406	Clear	.531	13.49	.406	10.31	100	30
ST0437	Clear	.562	14.27	.437	11.10	100	30
ST0500	Clear	.625	15.88	.500	12.70	100	30
ST0625	Clear	.750	19.05	.625	15.88	50	15
ST0750	Rusty Red	.875	22.23	.750	19.05	50	15
ST0875	Rusty Red	1.000	25.40	.875	22.23	50	15
ST0937	Rusty Red	1.062	26.97	.937	23.80	50	15
ST1000	Rusty Red	1.125	28.58	1.000	25.40	50	15
ST1125	Rusty Red	1.250	31.75	1.125	28.58	50	15
ST1250	Rusty Red	1.375	34.93	1.250	31.75	50	15
ST1375	Rusty Red	1.500	38.10	1.375	34.93	50	15
ST1500	Rusty Red	1.625	41.28	1.500	38.10	50	15
ST1625	Rusty Red	1.750	44.45	1.625	41.28	50	15
ST1750	Rusty Red	1.875	47.63	1.750	44.45	50	15
ST1875	Rusty Red	2.000	50.80	1.875	47.63	50	15
ST2000	Rusty Red	2.125	53.98	2.000	50.80	50	15




UST-SH Series

Silicone Star Tubing

Ultrabake™ Silicone Star Tubing can be used to cover plain and threaded studs, shafts or other cylindrical parts; it will mask off the studs and can be used to mask off areas of shafts. Ideal for Powder coating, E-coating, Plating, Anodizing & Spray painting.

- Temperatures up to 600°F (315°C)
- Star Shape allows for easy removal
- Flexible to fit a wide range of diameters
- Cut to length
- Reusable

Material: Silicone **Color:** See chart for color coding
Optional Colors: Various



CSC Series

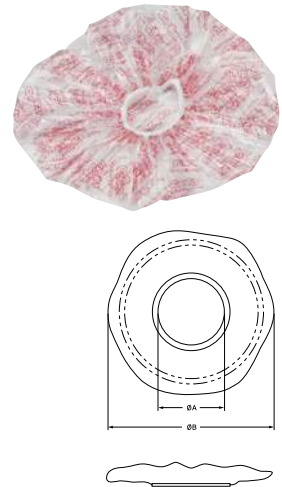
Clear Stretchable Covers

The CSC series, commonly known as shower caps, are economical covers for a wide range of industrial and consumer applications. These covers can be stretched over a variety of applications to protect from dust, contaminant, and moisture. Ideal for masking applications, these plastic covers can be quickly installed and removed. To ensure the cover is visible once on an application, the Caplugs logo is pad printed across the cover in red.

- Available in 8 different sizes, ranging from 3 3/4" to 17 1/2" in diameter (when laying flat)
- Reusable
- Manufactured of 3 mil. transparent polyethylene film and secured with a durable elastic band

Material: Polyethylene **Color:** Clear/Translucent

Note: Maximum fit/stretch capabilities are not provided, as that will greatly depend upon the application. To ensure you choose the best fit, we encourage you to sample the desired size prior to placing an order.



SRT-SH Series

Silicone Tape

Ultrabake™ Silicone Tape is a wrapping tape. It does not have an adhesive, but can bond to itself as it is wrapped around items. It will mask off the ends or sections of shafts and tubes. Can also be used to form a tough resilient void free insulation. SRT is contoured so that as it is spiraled around and along, it forms a consistent thick layer of tape. Ideal for Powder coating, E-coating, Plating, Anodizing & Spray painting.

- Temperatures up to 600°F (315°C)
- Self-adhering & Self-fusing
- Flexible
- Cut to length
- Reusable

Material: Silicone **Color:** See chart for color coding



Silicone Star Tubing **UST-SH Series**

Caplugs No.	Color	Dimensions			
		Diameter		Coil Length	
		In	mm	Feet	Meters
UST-0500	Rusty Red	.500	12.70	100	30
UST-0750	Green	.750	19.05	50	15
UST-1000	Green	1.000	25.40	50	15
UST-1500	Rusty Red	1.500	38.10	50	15

Clear Stretchable Covers **CSC Series**

Caplugs No.	Dimensions				Packaging Carton Quantity
	A		B		
	In	mm	In	mm	
CSC-3750	1.50	38.10	3.75	95.25	100
CSC-4500	1.50	38.10	4.50	114.30	100
CSC-5500	1.50	38.10	5.50	139.70	100
CSC-7000	1.50	38.10	7.00	177.80	100
CSC-9000	2.25	57.15	9.00	228.60	100
CSC-11500	2.88	73.15	11.50	292.10	50
CSC-14500	3.63	92.20	14.50	368.30	50
CSC-17500	4.38	111.25	17.50	444.50	50

Silicone Tape **SRT-SH Series**

Caplugs No.	Color	Dimensions		
		Width	Thickness	Length
		In	mils	Feet
SRT0750-20	Black	.750	20	36
SRT1000-20	Grey	1.000	20	36
SRT1000-30	Orange	1.000	30	36
SRT1500-20	Red	1.500	20	36
SRT1500-30	Blue	1.500	30	36
SRT1750-20	Green	1.750	20	36
SRT2000-20	Yellow	2.000	20	36
SRT2000-30	White	2.000	30	36
SRT0753-10R	Red	.750	10	54
SRT0753-20R	Blue	.750	20	36


Tape Series Polyester, Polyimide, Glass Cloth and Paper Masking Tapes



Used as electrical and thermal insulation for cable wrap, splicing tape and solder masks for circuit boards.



Ideal for powder coating, blasting, stenciling and electrical insulation. Strong tensile strength and tear resistance.



Heavy duty, double-thick tape for strong rigidity and tear strength. Ideal for larger surfaces.

Description

†PC23-SH is available and is a slightly thicker version of the PC21-SH tape. Color: Red
Contact customer service for more information.

*Length of roll = 36 yards

‡ Total thickness


◆ Some KD11-SH tape sizes vary from chart. Visit www.caplugs.com or contact customer service for exact dimensions.

Item Category			22-SH	PC198-SH	PC25-SH
Film Type			Polyimide	Glass cloth	Polyester
Max. Temp.			500°F (260°C)	500°F (260°C)	400°F (204°C)
Color			Amber	White	Green
Film			1 mil	5.4 mil	5 mil
Adhesive			1.5 mil	2.1 mil	1.5 mil
Adhesive Type			Silicone	Silicone	Silicone
Length			36 yds.	36 yds.	72 yds.
Size		Packaging Rolls/Case	Extreme High Temp		Heavy Duty
Fraction	Decimal				
1/8	.125	36	220125	PC1980125	
3/16	.187				
1/4	.250	36	220250	PC1980250	PC250250
5/16	.312				
3/8	.375	24	220375	PC1980375	PC250375
7/16	.437				
1/2	.500	18	220500	PC1980500	PC250500
5/8	.625	12	220625	PC1980625	
3/4	.750	12	220750	PC1980750	PC250750
7/8	.875				
1	1.000	12	221000	PC1981000	PC251000
1-1/4	1.250	9	221250	PC1981250	
1-1/2	1.500	6	221500	PC1981500	
1-3/4	1.750				
2	2.000	6	222000	PC1982000	PC252000
2-1/2	2.500	4	222500	PC1982500	
3	3.000	4	223000	PC1983000	PC253000
3-1/2	3.500				
4	4.000	4	224000	PC1984000	PC254000
4-1/2	4.500				
5	5.000	2			PC255000
5-1/2	5.500				
6	6.000	2	226000	PC1986000	PC256000
7	7.000	2			PC257000
8	8.000	2			PC258000
9	9.000	1			PC259000
10	10.000	1			PC2510000

METRIC SIZES

Size		Packaging Rolls/Case	Extreme High Temp		Heavy Duty
Width (mm)					
5 mm		36	225MM	PC1985MM	
10 mm		24	2210MM	PC19810MM	
15 mm		18	2215MM	PC19815MM	
20 mm		12	2220MM	PC19820MM	
25 mm		12	2225MM	PC19825MM	
30 mm		12	2230MM	PC19830MM	
35 mm					
40 mm		6	2240MM	PC19840MM	
45 mm		6	2245MM	PC19845MM	
50 mm		6	2250MM	PC19850MM	
80 mm		4	2280MM	PC19880MM	
100 mm		4	22100MM	PC198100MM	
150 mm		2	22150MM	PC198150MM	

Polyester, Polyimide, Glass Cloth and Paper Masking Tapes **Tape Series**




Ideal for powder coating, e-coating and anodizing. Increased stiffness for ease of application.



A lighter-duty, more economical masking option for powder coating.



Ideal for powder coating and e-coating. Best suited for curved surfaces.



A light weight, thin tape ideal for curved surfaces or profiles. Used primarily for powder coating.



Pressure-sensitive tape for wet strip applications. Good conformability and resistance to paint flaking.

Description							
Item Category	PC21-SH†		PC30-SH	PC11-SH	PC90-SH	KD11-SH	
Film Type	Polyester		Polyester	Polyester	Polyester	Crepe paper	
Max. Temp.	400°F (204°C)		400°F (204°C)	425°F (218°C)	400°F (204°C)	300°F (149°C)	
Color	Green		Yellow	Red	Blue	Off-white	
Film	2 mil		2 mil	2 mil	1 mil	7.5 mil‡	
Adhesive	1.5 mil		1.5 mil	1.5 mil	2 mil		
Adhesive Type	Silicone		Silicone	Silicone	Silicone	Acrylic	
Length	72 yds.		72 yds.	72 yds.	72 yds.	60 yds.	
Size		Packaging	Standard Polyester (High Temp)				Low Temp
Fraction	Decimal	Rolls/Case					
1/8	.125	144	PC210125	PC300125	PC110125*	PC900125*	KD110125
3/16	.187	144	PC210187	PC300187		PC900187*	
1/4	.250	144	PC210250	PC300250	PC110250	PC900250*	KD110250
5/16	.312	96	PC210312	PC300312	PC110312	PC900312	
3/8	.375	96	PC210375	PC300375	PC110375	PC900375	KD110375
7/16	.437	72	PC210437	PC300437	PC110437	PC900437	
1/2	.500	72	PC210500	PC300500	PC110500	PC900500	KD110500 ♦
5/8	.625	48	PC210625	PC300625	PC110625	PC900625	KD110625
3/4	.750	48	PC210750	PC300750	PC110750	PC900750	KD110750 ♦
7/8	.875	36	PC210875	PC300875	PC110875	PC900875	
1	1.000	36	PC211000	PC301000	PC111000	PC901000	KD111000 ♦
1-1/4	1.250	24	PC211250	PC301250	PC111250	PC901250	KD111250
1-1/2	1.500	24	PC211500	PC301500	PC111500	PC901500	KD111500
1-3/4	1.750	24	PC211750	PC301750	PC111750	PC901750	
2	2.000	24	PC212000	PC302000	PC112000	PC902000	KD112000 ♦
2-1/2	2.500	12	PC212500	PC302500	PC112500	PC902500	KD112500
3	3.000	12	PC213000	PC303000	PC113000	PC903000	KD113000 ♦
3-1/2	3.500	8	PC213500	PC303500	PC113500	PC903500	
4	4.000	8	PC214000	PC304000	PC114000	PC904000	KD114000
4-1/2	4.500	8	PC214500	PC304500	PC114500		
5	5.000	8	PC215000	PC305000	PC115000	PC905000	
5-1/2	5.500	8	PC215500	PC305500	PC115500	PC905500	
6	6.000	8	PC216000	PC306000	PC116000	PC906000	KD116000
7	7.000	4	PC217000	PC307000	PC117000	PC907000	
8	8.000	4	PC218000	PC308000	PC118000	PC908000	
9	9.000	4	PC219000	PC309000	PC119000	PC909000	

METRIC SIZES

Size		Packaging	Standard Polyester (High Temp)				Low Temp
Width (mm)		Rolls/Case					
5 mm		144	PC215MM*	PC305MM*	PC115MM*	PC905MM*	KD115MM
10 mm		96	PC2110MM	PC3010MM	PC1110MM	PC9010MM	KD1110MM
15 mm		72	PC2115MM	PC3015MM	PC1115MM	PC9015MM	KD1115MM
20 mm		48	PC2120MM	PC3020MM	PC1120MM	PC9020MM	KD1120MM
25 mm		48	PC2125MM	PC3025MM	PC1125MM	PC9025MM	KD1125MM
30 mm		36	PC2130MM	PC3030MM	PC1130MM	PC9030MM	KD1130MM
35 mm		36	PC2135MM	PC3035MM	PC1135MM	PC9035MM	
40 mm		24	PC2140MM	PC3040MM	PC1140MM	PC9040MM	KD1140MM
45 mm		24	PC2145MM	PC3045MM	PC1145MM	PC9045MM	KD1145MM
50 mm		12	PC2150MM	PC3050MM	PC1150MM	PC9050MM	KD1150MM
80 mm		8	PC2180MM	PC3080MM	PC1180MM	PC9080MM	KD1180MM
100 mm		8	PC21100MM	PC30100MM	PC11100MM	PC90100MM	KD11100MM
150 mm		8	PC21150MM	PC30150MM	PC11150MM	PC90150MM	KD11150MM

Die Cut Discs Series


Polyester, Polyimide, Cloth and Paper Masking Tape Discs



Ideal for powder coating and e-coating



Ideal for powder coating and e-coating



Ideal for powder coating and e-coating

Description				PC-SH	PR-SH	PB-SH
Item Category				Polyester	Polyester	Polyester
Film Type				400°F (204°C)	425°F (220°C)	400°F (204°C)
Max. Temp.				Green	Red	Blue
Color				2 mil	2 mil	1 mil
Film				1.5 mil	1.5 mil	2 mil
Adhesive				Silicone	Silicone	Silicone
Adhesive Type				Standard Polyester (High Temp)		
Size			Quantity Per Roll			
Fraction	Decimal	Metric				
3/32	.093	2.36	1000			
1/8	.125	3.18	2000	PC00125	PR00125	PB00125
5/32	.156	3.96	1000			
3/16	.187	4.75	2000	PC00187	PR00187	PB00187
7/32	.218	5.54	1000			
1/4	.250	6.35	2000	PC00250	PR00250	PB00250
9/32	.281	7.14	1000			
5/16	.312	7.92	2000	PC00312	PR00312	PB00312
11/32	.343	8.71	1000			
3/8	.375	9.53	2000	PC00375	PR00375	PB00375
13/32	.406	10.31	1000			
7/16	.437	11.10	2000	PC00437	PR00437	PB00437
15/32	.468	11.89	1000			
1/2	.500	12.70	2000	PC00500	PR00500	PB00500
17/32	.531	13.49	1000			
9/16	.562	14.27	2000	PC00562	PR00562	PB00562
19/32	.594	15.09	1000			
5/8	.625	15.88	2000	PC00625	PR00625	PB00625
21/32	.656	16.66	1000			
11/16	.687	17.45	1000	PC00687	PR00687	PB00687
23/32	.719	18.26	1000			
3/4	.750	19.05	1000	PC00750	PR00750	PB00750
13/16	.812	20.62	1000	PC00812	PR00812	PB00812
7/8	.875	22.23	500	PC00875	PR00875	PB00875
15/16	.937	23.80	500	PC00937	PR00937	PB00937
1	1.000	25.40	500	PC01000	PR01000	PB01000
1-1/16	1.062	26.97	500	PC01062	PR01062	PB01062
1-1/8	1.125	28.58	500	PC01125	PR01125	PB01125
1-3/16	1.187	30.15	500	PC01187	PR01187	PB01187
1-1/4	1.250	31.75	500	PC01250	PR01250	PB01250
1-5/16	1.312	33.32	500	PC01312	PR01312	PB01312
1-3/8	1.375	34.93	500	PC01375	PR01375	PB01375
1-7/16	1.437	36.50	500	PC01437	PR01437	PB01437
1-1/2	1.500	38.10	500	PC01500	PR01500	PB01500
1-9/16	1.562	39.67	500	PC01562	PR01562	PB01562
1-5/8	1.625	41.28	250	PC01625	PR01625	PB01625
1-11/16	1.687	42.85	250	PC01687	PR01687	PB01687
1-3/4	1.750	44.45	250	PC01750	PR01750	PB01750
1-13/16	1.812	46.02	250	PC01812	PR01812	PB01812

Larger sizes continue on page 200

Polyester, Polyimide, Cloth and Paper Masking Tape Discs Die Cut Discs Series



Ideal for powder coating, wave soldering, thermal and electrical insulation



Ideal for thermal spray and powder coating. Excellent abrasion and solvent resistance with strong tensile strength.



Ideal for all high temperature finishing processes.



Ideal for powder-coating and other high temperature finishing processes

Description				Item Category		Quantity Per Roll	Quantity Per Roll	
Description				KP-SH	GC-SH		Extreme High Temp	Low Temp
Description				Polymide	Glass Cloth			
Description				500°F (260°C)	500°F (260°C)			
Description				Amber	White			
Description				1 mil	5.4 mil			
Description				1.5 mil	2.1 mil			
Description				Silicone	Silicone			
Description						Acrylic	Acrylic	
Size			Quantity Per Roll					
Fraction	Decimal	Metric						
3/32	.093	2.36	1000			1000	KD00093	EZ00093
1/8	.125	3.18	2000	KP00125	GC00125	5000	KD00125	EZ00125
5/32	.156	3.96	1000			1000	KD00156	EZ00156
3/16	.187	4.75	2000	KP00187	GC00187	5000	KD00187*	EZ00187
7/32	.218	5.54	1000			1000	KD00218*	EZ00218
1/4	.250	6.35	2000	KP00250	GC00250	5000	KD00250*	EZ00250
9/32	.281	7.14	1000			1000	KD00281*	EZ00281
5/16	.312	7.92	2000	KP00312	GC00312	5000	KD00312*	EZ00312
11/32	.343	8.71	1000			1000	KD00343*	EZ00343
3/8	.375	9.53	2000	KP00375	GC00375	5000	KD00375*	EZ00375
13/32	.406	10.31	1000			1000	KD00406*	EZ00406
7/16	.437	11.10	2000	KP00437	GC00437	5000	KD00437*	EZ00437
15/32	.468	11.89	1000			1000	KD00468*	EZ00468
1/2	.500	12.70	2000	KP00500	GC00500	5000	KD00500*	EZ00500
17/32	.531	13.49	1000			1000	KD00531*	EZ00531
9/16	.562	14.27	2000	KP00562	GC00562	5000	KD00562*	EZ00562
19/32	.594	15.09	1000			1000	KD00594*	EZ00594
5/8	.625	15.88	2000	KP00625	GC00625	5000	KD00625*	EZ00625
21/32	.656	16.66	1000			1000	KD00656*	EZ00656
11/16	.687	17.45	1000	KP00687	GC00687	4000	KD00687*	EZ00687
23/32	.719	18.26	1000			1000	KD00719*	EZ00719
3/4	.750	19.05	1000	KP00750	GC00750	4000	KD00750*	EZ00750
13/16	.812	20.62	1000	KP00812	GC00812	4000	KD00812*	EZ00812
7/8	.875	22.23	500	KP00875	GC00875	2000	KD00875*	EZ00875
15/16	.937	23.80	500	KP00937	GC00937	2000	KD00937*	EZ00937
1	1.000	25.40	500	KP01000	GC01000	2000	KD01000*	EZ01000
1-1/16	1.062	26.97	500	KP01062	GC01062	2000	KD01062	EZ01062
1-1/8	1.125	28.58	500	KP01125	GC01125	2000	KD01125	EZ01125
1-3/16	1.187	30.15	500	KP01187	GC01187	2000	KD01187	EZ01187
1-1/4	1.250	31.75	500	KP01250	GC01250	2000	KD01250	EZ01250
1-5/16	1.312	33.32	500	KP01312	GC01312	2000	KD01312	EZ01312
1-3/8	1.375	34.93	500	KP01375	GC01375	2000	KD01375	EZ01375
1-7/16	1.437	36.50	500	KP01437	GC01437	2000	KD01437	EZ01437
1-1/2	1.500	38.10	500	KP01500	GC01500	2000	KD01500	EZ01500
1-9/16	1.562	39.67	500	KP01562	GC01562	2000	KD01562	EZ01562
1-5/8	1.625	41.28	250	KP01625	GC01625	1000	KD01625	EZ01625
1-11/16	1.687	42.85	250	KP01687	GC01687	1000	KD01687	EZ01687
1-3/4	1.750	44.45	250	KP01750	GC01750	1000	KD01750	EZ01750
1-13/16	1.812	46.02	250	KP01812	GC01812	1000	KD01812	EZ01812

Larger sizes continue on page 201

* Overlapped from 3/16" to 1" for rapid application.
‡ Total thickness

Die Cut Discs Series

Polyester, Polyimide, Cloth and Paper Masking Tape Discs (cont.)



Ideal for powder coating and e-coating



Ideal for powder coating and e-coating



Ideal for powder coating and e-coating

Description						
Item Category				PC-SH	PR-SH	PB-SH
Film Type				Polyester	Polyester	Polyester
Max. Temp.				400°F (204°C)	425°F (220°C)	400°F (204°C)
Color				Green	Red	Blue
Film				2 mil	2 mil	1 mil
Adhesive				1.5 mil	1.5 mil	2 mil
Adhesive Type				Silicone	Silicone	Silicone
Size			Quantity Per Roll	Standard Polyester (High Temp)		
Fraction	Decimal	Metric				
1-7/8	1.875	47.63	250	PC01875	PR01875	PB01875
1-15/16	1.937	49.20	250	PC01937	PR01937	PB01937
2	2.000	50.80	100	PC02000	PR02000	PB02000
2-1/8	2.125	53.98	100			
2-1/4	2.250	57.15	100	PC02250	PR02250	PB02250
2-3/8	2.375	60.33	100			
2-1/2	2.500	63.50	100	PC02500	PR02500	PB02500
2-5/8	2.625	66.68	100			
2-3/4	2.750	69.85	100	PC02750	PR02750	PB02750
2-7/8	2.875	73.03	100			
3	3.000	76.20	100	PC03000	PR03000	PB03000
3-1/4	3.250	82.55	100	PC03250	PR03250	PB03250
3-1/2	3.500	88.90	100	PC03500	PR03500	PB03500
3-3/4	3.750	95.25	100	PC03750	PR03750	PB03750
4	4.000	101.60	100	PC04000	PR04000	PB04000
4-1/4	4.250	107.95	100	PC04250	PR04250	PB04250
4-1/2	4.500	114.30	100	PC04500	PR04500	PB04500
4-3/4	4.750	120.65	100	PC04750	PR04750	PB04750
5	5.000	127.00	100	PC05000	PR05000	PB05000
5-1/4	5.250	133.35	100	PC05250	PR05250	PB05250
5-1/2	5.500	139.70	100	PC05500	PR05500	PB05500
5-3/4	5.750	146.05	100	PC05750	PR05750	PB05750
6	6.000	152.40	100	PC06000	PR06000	PB06000

Continued from page 198

Caplugs' comprehensive custom die-cutting capabilities include:

- Prototypes in 24 hours
- Custom die-cut designs from a simple sketch or drawing
- We can hold tolerances of $\pm 0.002''$ on a 24" length



Polyester, Polyimide, Cloth and Paper Masking Tape Discs (cont.) Die Cut Discs Series



Ideal for powder coating, wave soldering, thermal and electrical insulation



Ideal for thermal spray and powder coating. Excellent abrasion and solvent resistance with strong tensile strength.



Ideal for all high temperature finishing processes.



Ideal for powder-coating and other high temperature finishing processes

Description				Item Category		Quantity Per Roll		
Film Type				Extreme High Temp		Low Temp		
Max. Temp.				Quantity Per Roll		Quantity Per Roll		
Color				Quantity Per Roll		Quantity Per Roll		
Film				Quantity Per Roll		Quantity Per Roll		
Adhesive				Quantity Per Roll		Quantity Per Roll		
Adhesive Type				Quantity Per Roll		Quantity Per Roll		
Size			Quantity Per Roll	Extreme High Temp		Low Temp		
Fraction	Decimal	Metric		KP	GC	KD	EZ	
1-7/8	1.875	47.63	250	KP01875	GC01875	1000	KD01875	EZ01875
1-15/16	1.937	49.20	250	KP01937	GC01937	1000	KD01937	EZ01937
2	2.000	50.80	100	KP02000	GC02000	500	KD02000	EZ02000
2-1/8	2.125	53.98	100	KP02250	GC02250	500	KD02125	EZ02125
2-1/4	2.250	57.15	100			500	KD02250	EZ02250
2-3/8	2.375	60.33	100	KP02500	GC02500	500	KD02375	EZ02375
2-1/2	2.500	63.50	100			500	KD02500	EZ02500
2-5/8	2.625	66.68	100	KP02750	GC02750	500	KD02625	EZ02625
2-3/4	2.750	69.85	100			500	KD02750	EZ02750
2-7/8	2.875	73.03	100	KP03000	GC03000	500	KD02875	EZ02875
3	3.000	76.20	100			500	KD03000	EZ03000
3-1/4	3.250	82.55	100	KP03250	GC03250	500	KD03250	EZ03250
3-1/2	3.500	88.90	100	KP03500		500	KD03500	EZ03500
3-3/4	3.750	95.25	100	KP03750	GC03750	500	KD03750	EZ03750
4	4.000	101.60	100	KP04000		250	KD04000	EZ04000
4-1/4	4.250	107.95	100	KP04250	GC04250	250	KD04250	EZ04250
4-1/2	4.500	114.30	100	KP04500		250	KD04500	EZ04500
4-3/4	4.750	120.65	100	KP04750	GC04750	250	KD04750	EZ04750
5	5.000	127.00	100	KP05000		250	KD05000	EZ05000
5-1/4	5.250	133.35	100	KP05250	GC05250	250	KD05250	EZ05250
5-1/2	5.500	139.70	100	KP05500		250	KD05500	EZ05500
5-3/4	5.750	146.05	100	KP05750	GC05750	250	KD05750	EZ05750
6	6.000	152.40	100	KP06000		250	KD06000	EZ06000

Continued from page 199

‡ Total thickness




Create your perfect solution with our custom die-cutting capabilities:

- Masks supplied in rolls, sheets or pre-assembled kits
- Capacity for full in-house custom converting
- Custom die-cut samples provided upon drawing approval

Die Cut Discs Series Plating/Anodizing Discs



Versatile material that is highly conformable and resistant to most chemicals.



Ideal for painting, stripping and electroplating. Thermally conductive and resistant to chemicals and moisture.



Best suited from chrome, cadmium, nickel plating and chemical milling. Acid resistant and electrically conductive

Description

Item Category				TF-SH	AF-SH*	LF-SH
Material				Teflon	Aluminum Foil	Lead Foil
Max. Temp.				400°F (204°C)	300°F (149°C)	225°F (107°C)
Color				Grey	Silver	Silver
Film				2 mil	2.8 mil	4.7
Adhesive				1.7 mil	1.8 mil	2.1
Adhesive Type				Silicone	Acrylic	Foil
Size			Quantity			
Fraction	Decimal	Metric	Per Roll			
1/8	.125	3.18	2000	TF00125	AF00125	LF00125
3/16	.187	4.75	2000	TF00187	AF00187	LF00187
1/4	.250	6.35	2000	TF00250	AF00250	LF00250
5/16	.312	7.92	2000	TF00312	AF00312	LF00312
3/8	.375	9.53	2000	TF00375	AF00375	LF00375
7/16	.437	11.10	2000	TF00437	AF00437	LF00437
1/2	.500	12.70	2000	TF00500	AF00500	LF00500
9/16	.562	14.27	2000	TF00562	AF00562	LF00562
5/8	.625	15.88	2000	TF00625	AF00625	LF00625
11/16	.687	17.45	1000	TF00687	AF00687	LF00687
3/4	.750	19.05	1000	TF00750	AF00750	LF00750
13/16	.812	20.62	1000	TF00812	AF00812	LF00812
7/8	.875	22.23	500	TF00875	AF00875	LF00875
15/16	.937	23.80	500	TF00937	AF00937	LF00937
1	1.000	25.40	500	TF01000	AF01000	LF01000
1-1/16	1.062	26.97	500	TF01062	AF01062	LF01062
1-1/8	1.125	28.58	500	TF01125	AF01125	LF01125
1-3/16	1.187	30.15	500	TF01187	AF01187	LF01187
1-1/4	1.250	31.75	500	TF01250	AF01250	LF01250
1-5/16	1.312	33.32	500	TF01312	AF01312	LF01312
1-3/8	1.375	34.93	500	TF01375	AF01375	LF01375
1-7/16	1.437	36.50	500	TF01437	AF01437	LF01437
1-1/2	1.500	38.10	500	TF01500	AF01500	LF01500
1-9/16	1.562	39.67	500	TF01562	AF01562	LF01562
1-5/8	1.625	41.28	250	TF01625	AF01625	LF01625
1-11/16	1.687	42.85	250	TF01687	AF01687	LF01687
1-3/4	1.750	44.45	250	TF01750	AF01750	LF01750
1-13/16	1.812	46.02	250	TF01812	AF01812	LF01812
1-7/8	1.875	47.63	250	TF01875	AF01875	LF01875
1-15/16	1.937	49.20	250	TF01937	AF01937	LF01937
2	2.000	50.80	100	TF02000	AF02000	LF02000

*Government specifications: SAE-AMS-T-23397

Tape rolls also available in standard widths.

Plating/Anodizing Discs Die Cut Discs Series



Highly conformable and resistant to chemicals and abrasion.



Ideal for hard and soft anodizing. Conformable and resistant to chemicals and abrasion.

Description				EV-SH**	AD-SH†
Item Category				Electroplaters Vinyl	Anodizing Vinyl
Material				170°F (77°C)	170°F (77°C)
Max. Temp.				White	Tan
Color				6.3 mil	5.7 mil
Film				.8 mil	1 mil
Adhesive				Rubber	Rubber
Adhesive Type					
Size			Quantity		
Fraction	Decimal	Metric	Per Roll		
1/8	.125	3.18	5000	EV00125	AD00125
3/16	.187	4.75	5000	EV00187	AD00187
1/4	.250	6.35	5000	EV00250	AD00250
5/16	.312	7.92	5000	EV00312	AD00312
3/8	.375	9.53	5000	EV00375	AD00375
7/16	.437	11.10	5000	EV00437	AD00437
1/2	.500	12.70	5000	EV00500	AD00500
9/16	.562	14.27	5000	EV00562	AD00562
5/8	.625	15.88	5000	EV00625	AD00625
11/16	.687	17.45	4000	EV00687	AD00687
3/4	.750	19.05	4000	EV00750	AD00750
13/16	.812	20.62	4000	EV00812	AD00812
7/8	.875	22.23	2000	EV00875	AD00875
15/16	.937	23.80	2000	EV00937	AD00937
1	1.000	25.40	2000	EV01000	AD01000
1-1/16	1.062	26.97	2000	EV01062	AD01062
1-1/8	1.125	28.58	2000	EV01125	AD01125
1-3/16	1.187	30.15	2000	EV01187	AD01187
1-1/4	1.250	31.75	2000	EV01250	AD01250
1-5/16	1.312	33.32	2000	EV01312	AD01312
1-3/8	1.375	34.93	2000	EV01375	AD01375
1-7/16	1.437	36.50	2000	EV01437	AD01437
1-1/2	1.500	38.10	2000	EV01500	AD01500
1-9/16	1.562	39.67	2000	EV01562	AD01562
1-5/8	1.625	41.28	1000	EV01625	AD01625
1-11/16	1.687	42.85	1000	EV01687	AD01687
1-3/4	1.750	44.45	1000	EV01750	AD01750
1-13/16	1.812	46.02	1000	EV01812	AD01812
1-7/8	1.875	47.63	1000	EV01875	AD01875
1-15/16	1.937	49.20	1000	EV01937	AD01937
2	2.000	50.80	500	EV02000	AD02000

** Not recommended for use with ketones, chlorinated hydrocarbons and esters

† Specification: HH-T-0025

Tape rolls also available in standard widths.

PCD-SH Series

PC21 Green Polyester Tape Donuts

A die-cut donut version of our PC21 high temperature polyester film tape. It is the industry standard for general purpose powder coating applications. It is used to mask off areas that do not require coating. Recommended for Powder coating, e-coating & anodizing.

- Temperatures up to 400°F (204°C)
- 2 mil polyester, 1.5 mil silicone adhesive
- Silicone adhesive will not leave an adhesive residue

Material: Polyester **Color:** Green




PC-SH Series

PC21 Green Polyester Tape Squares

A die-cut square version of our PC21 high temperature polyester film tape. It is the industry standard for general purpose powder coating applications. It is used to mask off areas that do not require coating. Recommended for Powder coating, e-coating & anodizing.

- Temperatures up to 400°F (204°C)
- 2 mil polyester, 1.5 mil silicone adhesive
- Silicone adhesive will not leave an adhesive residue

Material: Polyester **Color:** Green




PC-SH Series

PC21 Green Polyester Tape Rectangles

A die-cut rectangle version of our PC21 high temperature polyester film tape. It is the industry standard for general purpose powder coating applications. It is used to mask off areas that do not require coating. Recommended for Powder coating, e-coating & anodizing.

- Temperatures up to 400°F (204°C)
- 2 mil polyester, 1.5 mil silicone adhesive
- Silicone adhesive will not leave an adhesive residue

Material: Polyester **Color:** Green



PC21 Green Polyester Tape Donuts **PCD-SH Series**

Caplugs No.	Dimensions				Packaging
	Width		Length		Quantity Per Roll
	I.D. In	I.D. mm	O.D. In	O.D. mm	
PCD 125x500	.125	3.17	.500	12.70	1000
PCD 187x500	.187	4.75	.500	12.70	1000
PCD 250x500	.250	6.35	.500	12.70	1000
PCD 250x750	.250	6.35	.750	19.05	1000
PCD 125x312	.125	3.17	.312	7.92	1000
PCD 156x375	.156	3.96	.375	14.27	1000
PCD 250x562	.250	6.35	.562	14.27	1000
PCD 281x625	.281	7.13	.625	15.87	1000
PCD 375x875	.375	9.52	.875	22.22	1000
PCD 406x812	.406	10.31	.812	20.62	1000
PCD 500x1250	.500	12.70	1.250	31.75	500
PCD 562x1375	.562	14.27	1.375	34.92	500

PC21 Green Polyester Tape Squares **PC-SH Series**

Caplugs No.	Dimensions				Packaging
	Width		Length		Quantity Per Roll
	In	mm	In	mm	
PC 0250 SQ	.250	6.35	.250	6.35	1000
PC 0375 SQ	.375	9.52	.375	9.52	1000
PC 0500 SQ	.500	12.70	.500	12.70	1000
PC 0625 SQ	.625	15.87	.625	15.87	1000
PC 0750 SQ	.750	19.05	.750	19.05	1000
PC 01000 SQ	1.000	25.40	1.000	25.40	500
PC 01500 SQ	1.500	38.10	1.500	38.10	500
PC 02000 SQ	2.000	50.80	2.000	50.80	250

PC21 Green Polyester Tape Rectangles **PC-SH Series**

Caplugs No.	Dimensions				Packaging
	Width		Length		Quantity Per Roll
	In	mm	In	mm	
PC 250x500 RT	.250	6.35	.500	12.70	1000
PC 250x750 RT	.250	6.35	.750	19.05	1000
PC 250x1000 RT	.250	6.35	1.000	25.40	1000
PC 500x750 RT	.500	12.70	.750	19.05	1000
PC 500x1000 RT	.500	12.70	1.000	25.40	1000
PC 750x1000 RT	.750	19.05	1.000	25.40	500

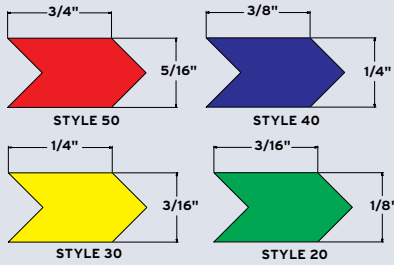
AR-SH Series

Identification Arrows

Inspection/Identification arrows can be permanently affixed or removed without leaving any residue. Inspection arrows are color coded to identify & point directly to problems areas on any equipment.

- Temperatures up to 425°F (220°C)
- Use for flagging, identification, quality Inspections or to indicate repair

Material: Paper or Vinyl **Color:** See chart for color coding



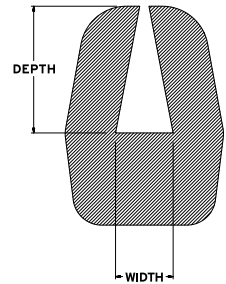
EP58-SH Series

Edge Protectors

EP58-SH Series protects PC Board Connector Surfaces. Use during cleaning, dipping, & solder wave. Available in other materials

- Temperatures up to 350°F (177°C)
- Easily cuts to required lengths
- Reusable

Material: Neoprene **Color:** See chart



Z = Paper
F = Fluorescent
V = Vinyl

Identification Arrows AR-SH Series

Materials	Colors	Marking Discs Part No.	Arrows Part No.	Quantity
Paper	Standard Red, Orange, White, Green, Yellow, Blue	401Z	20Z	1M/5M
		403Z	30Z	1M/5M
		405Z	40Z	1M/5M
		407Z	50Z	1M/5M
		411Z		1M/5M
	Fluorescent Red, Pink, Yellow, Black	401F	20ZF	1M/5M
		403F	30ZF	1M/5M
		405ZF	40ZF	1M/5M
		407ZF	50ZF	1M/5M
Vinyl	Red, Blue, Yellow, Green Black, Brown, White, Orange	401ZV	20ZV	1M/5M
		403ZV	30ZV	1M/5M
		405ZV	40ZV	1M/5M
		407ZV	50ZV	1M/5M

Edge Protectors EP58-SH Series

Caplugs No.	Colors	Conductivity	Dimensions					
			Width		Depth		Length	
			In	mm	In	mm	In	mm
EP5812	Grey	Non-Conductive	.05	1.27	.16	4.06	30	762
EP5816	Grey	Non-Conductive	.062	1.57	.312	7.92	30	762
EP5820	Grey	Non-Conductive	.062	1.57	.437	11.10	30	762
EP5816C	Black	Conductive	.062	1.57	.312	7.92	30	762
EP5820C	Black	Conductive	.062	1.57	.437	11.10	30	762

SK-SH Series

Masking Starter Kits

A series of starter kits each containing a small selection of masking products that can be used together. Each kit is packaged in a plastic box, which is sectionalized and labeled to identify the parts. These kits are ideal for research and development work, small runs or for hobbyists.

Material: Various **Color:** Various (color-coded for sizing)



MKITS HVC Series

High Temperature Vinyl Masking Kit

Masking product kits allow you to keep a wide variety of sizes and styles on hand for quick and easy access. Flex500 is an innovative material formulated to withstand temperatures 500°F and beyond. MKit caps are ideal for masking applications including powder coating, e-coating, painting and more. Purchase one of our masking kits and get the carrying case free - a \$30 value. If you would rather build your own custom kit, just purchase \$100 in Micro Paks and get the carrying case free. Please reference the free case promotion when placing a custom kit order.

Material: Flex500® **Color:** Black



MKITS VC Series

Standard Vinyl Masking Kit

Vinyl product kits allow you to keep a wide variety of sizes and styles on hand for quick and easy access. Purchase one of our masking kits and get the carrying case free - a \$30 value. If you would rather build your own custom kit, just purchase \$100 in Micro Paks and get the carrying case free. Please reference the free case promotion when placing a custom kit order.

Material: Vinyl **Color:** Various (color-coded for sizing)



Masking Starter Kits **SK-SH Series**

SK1 350°F (177°C)	SK2 350°F (177°C)	SK3 600°F (315°C)	SK4 600°F (315°C)	SK5 600°F (315°C)	SK6 600°F (315°C)
<ul style="list-style-type: none"> • 11 sizes of vinyl caps • 7 sizes of pull plugs 	<ul style="list-style-type: none"> • 13 sizes of vinyl caps • 5 self-threading plugs (STP) 2-56 to 8-32 	<ul style="list-style-type: none"> • 18 different reusable plugs 	<ul style="list-style-type: none"> • 12 sizes of Ultrabake™ caps • 6 sizes of Ultrabake™ pull-plugs 	<ul style="list-style-type: none"> • 18 different reusable caps • Internal diameters from 3/32" to 7/8" 	<ul style="list-style-type: none"> • Metric cap sizes M1 to M14
SK8 600°F (315°C)	SK10 350°F (177°C)	SK11 350°F (177°C)	SK12 600°F (315°C)	SK14 600°F (315°C)	SK15 600°F (315°C)
<ul style="list-style-type: none"> • 18 different reusable Ultrabake™ pull-plugs • 1/16" to 1/2" diameter 	<ul style="list-style-type: none"> • Various sizes of reusable Green Neoprene plugs 	<ul style="list-style-type: none"> • Various sizes of reusable Black Neoprene plugs 	<ul style="list-style-type: none"> • Various sizes of reusable plugs 	<ul style="list-style-type: none"> • Various sizes Ultrabake™ Flangeless plugs 	<ul style="list-style-type: none"> • Various styles and sizes of Ultrabake™ caps and plugs

Flex500® masking kits include one Micro Pak of the following:

High Temperature Vinyl Masking Kit **MKITS HVC Series**

Small Diameter Kit - MKIT-HVC-062-281			Large Diameter Kit - MKIT-HVC-312-1000		
HVC	HVC	HTP	HVC	HVC	HTP
062-10	172-16	6	312-16	500-16	9
080-10	187-16	8	343-16	625-16	10
093-12	203-16	n/a	375-16	750-16	n/a
109-12	218-16	n/a	406-16	875-16	n/a
125-16	234-16	n/a	437-16	1000-16	n/a
140-16	250-16	n/a	-	-	-
156-16	281-16	n/a	-	-	-

Vinyl masking kits include one Micro Pak of the following:

Standard Vinyl Masking Kit **MKITS VC Series**

Small Diameter Kit - MKIT-VC-062-281			Large Diameter Kit - MKIT-VC-312-1000		
VC	VC	TP	VC	VC	TP
062-10	172-16	6	312-16	500-16	9
080-10	187-16	8	343-16	625-16	10
093-12	203-16	n/a	375-16	750-16	n/a
109-12	218-16	n/a	406-16	875-16	n/a
125-16	234-16	n/a	437-16	1000-16	n/a
140-16	250-16	n/a	-	-	-
156-16	281-16	n/a	-	-	-

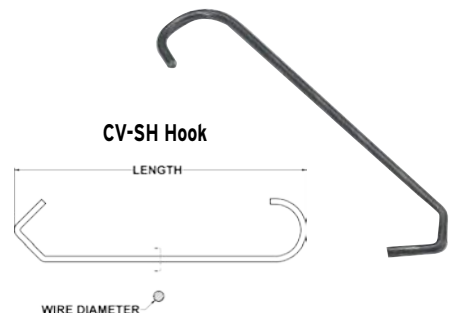
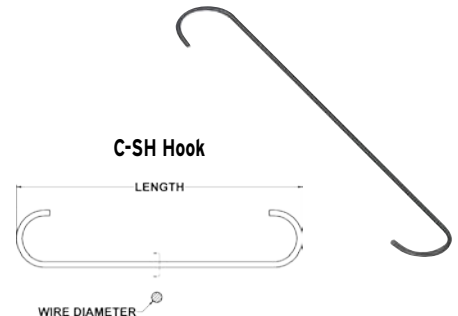
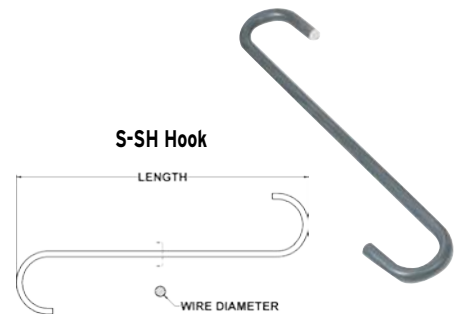
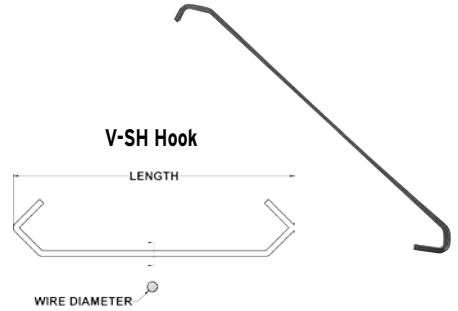
Hook Series

V-Hooks, S-Hooks, C-Hooks, CV-Hooks

Our hooks are ideal for both powder & e-coating processes. They are manufactured from high quality spring tempered steel.

- Minimal hook mark
- Solid metal-to-metal contact for increased conductivity
- Consistent grounding for more cycles
- Increased hook life without stripping (burn off)
- Over 200 standard sizes

Material: Spring Tempered Steel **Color:** Metal



Custom Hooks

Through state-of-the-art equipment, we have the capability to manufacture custom hooks. Caplugs will supply samples, formed to your exact specifications, within 2 days. Call us today.

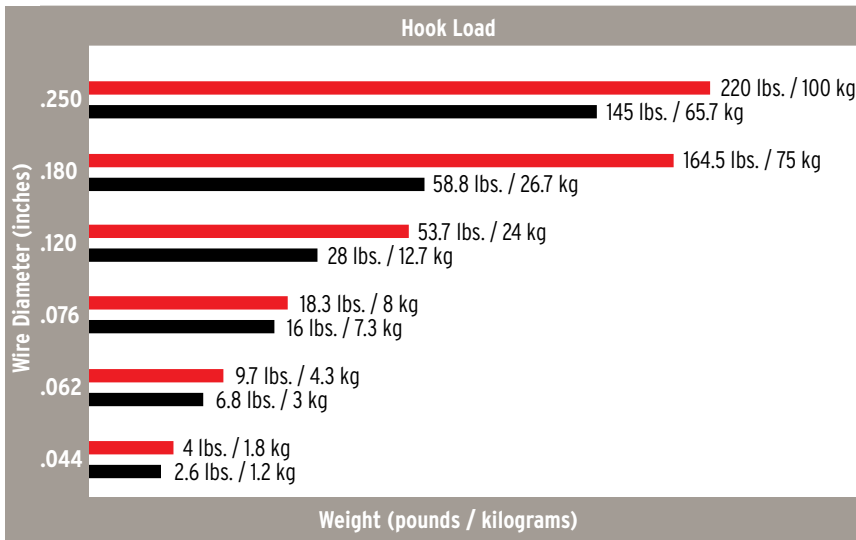
Hook Part Numbers

XX - XXX - XX - XX

Hook Shape	Hook Wire Diameter	Hook Length	Hook Angle
V	044 (.044")	3"	The hook angle is measured clockwise looking at the bottom hook end
S	062 (.062")	4"	
C	076 (.076")	5"	
CV	120 (.120")	6"	
SQV	180 (.180")	10"	

Hook Loads

■ V-Hooks ■ C-, S-, CV-Hooks



This load data was compiled under static load conditions in a laboratory and is given for reference only. The actual dynamic load capacity will vary. It is the customer's obligation to determine whether the actual dynamic load capacity is suitable for the customer's purpose.

V-Hooks, S-Hooks, C-Hooks, CV-Hooks Hook Series

V-SH Hooks	S-SH Hooks	C-SH Hooks	CV-SH Hooks	Dimensions				Angle	Packaging
				Wire Diameter		Length			Quantity Per Bag
				In	mm	In	mm		
V-044-2			CV-044-2	.044	1.12	2.000	50.80		1000
V-062-2.5			CV-062-2	.062	1.57	2.500	63.50		1000
V-062-2.5-90				.062	1.57	2.500	63.50	90	1000
V-076-2.5			CV-076-2	.076	1.93	2.500	63.50		1000
V-044-3	S-044-3	C-044-3	CV-044-3	1.12	.044	3.000	76.20		1000
V-062-3	S-062-3	C-062-3		.062	1.57	3.000	76.20		1000
V-062-3-90		C-062-3-90		.062	1.57	3.000	76.20	90	1000
V-076-3	S-076-3	C-076-3		.076	1.93	3.000	76.20		1000
V-044-4		C-044-4		.044	1.12	4.000	101.60		1000
V-062-4	S-062-4	C-062-4	CV-062-4	.062	1.57	4.000	101.60		1000
V-062-4-90		C-062-4-90		.062	1.57	4.000	101.60	90	1000
V-076-4	S-076-4	C-076-4	CV-076-4	.076	1.93	4.000	101.60		1000
V-076-4-90				.076	1.93	4.000	101.60	90	1000
V-120-4			CV-120-4	.120	3.05	4.000	101.60		1000
V-120-4-90				.120	3.05	4.000	101.60	90	1000
V-180-4			CV-180-4	.180	4.57	4.000	101.60		1000
V-180-5	S-180-5			.180	4.57	5.000	127.00		1000
V-062-6	S-062-6	C-062-6	CV-062-6	.062	1.57	6.000	152.40		1000
V-062-6-90				.062	1.57	6.000	152.40	90	1000
V-076-6	S-076-6	C-076-6	CV-076-6	.076	1.93	6.000	152.40		1000
V-076-6-90				.076	1.93	6.000	152.40	90	1000
V-120-6	S-120-6	C-120-6	CV-120-6	.120	3.05	6.000	152.40		1000
V-076-7			CV-076-7	.076	1.93	7.000	177.80		1000
V-076-7-90				.076	1.93	7.000	177.80	90	1000
V-120-7			CV-120-7	.120	3.05	7.000	177.80		1000
V-120-7-90				.120	3.05	7.000	177.80	90	1000
V-076-8	S-076-8	C-076-8	CV-180-7	.180	4.57	7.000	177.80		500
V-076-8-90			CV-076-8	.076	1.93	8.000	203.20		500
V-076-8-90				.076	1.93	8.000	203.20	90	500
V-120-8	S-120-8	C-120-8	CV-120-8	.120	3.05	8.000	203.20		500
V-120-8-90				.120	3.05	8.000	203.20	90	500
V-180-8	S-180-8	C-180-8	CV-180-8	.180	4.57	8.000	203.20		250
V-076-10	S-076-10	C-076-10		.076	1.93	10.000	254.00		500
V-120-10	S-120-10	C-120-10	CV-120-10	.120	3.05	10.000	254.00		500
V-120-10-90				.120	3.05	10.000	254.00	90	500
V-180-10	S-180-10	C-180-10		.180	4.57	10.000	254.00		250
V-076-12				.076	1.93	12.000	304.80		500
V-076-12-90				.076	1.93	12.000	304.80	90	500
V-120-12	S-120-12	C-120-12	CV-120-12	.120	3.05	12.000	304.80		500
V-120-12-90				.120	3.05	12.000	304.80	90	500
V-180-12	S-180-12	C-180-12		.180	4.57	12.000	304.80		250
V-076-14				.076	1.93	14.000	355.60		500
V-076-14-90				.076	1.93	14.000	355.60	90	500
V-120-14	S-120-14	C-120-14	CV-120-14	.120	3.05	14.000	355.60		500
V-180-14	S-180-14	C-180-14		.180	4.57	14.000	355.60		250
			CV-180-16	.180	4.57	16.000	406.40		250
V-076-18				.076	1.93	18.000	457.20		500
V-120-18				.120	3.05	18.000	457.20		250
V-120-18-90				.120	3.05	18.000	457.20	90	250
V-180-18			CV-180-18	.180	4.57	18.000	457.20		250
V-180-18-90				.180	4.57	18.000	457.20	90	250
V-076-24				.076	1.93	24.000	609.60		500
V-120-24	S-120-24	C-120-24		.120	3.05	24.000	609.60		250
V-180-24	S-180-24		CV-180-24	.180	4.57	24.000	609.60		250
V-180-24-90				.180	4.57	24.000	609.60	90	250
V-120-32				.120	3.05	32.000	812.80		250
V-180-32				.180	4.57	32.000	812.80		250

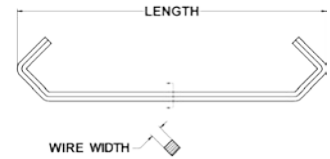
SQV-SH Series

Square V-Hooks

Our square V-Hooks are ideal for both powder & e-coating processes. They are manufactured from high quality spring steel.

- Reduced hook mark
- Consistent grounding for more cycles
- Increased hook life without stripping (burn off)

Material: Spring Tempered Steel **Color:** Metal




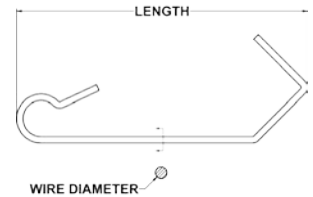
Snap Hooks

SHVA-SH, SHVB-SH, SHVC-SH Snap Hooks

Our hooks are designed for use during powder & liquid coating processes. They are manufactured from high quality spring steel.

- Maintains fixed spacing
- Locks firmly into position
- Solid metal to metal contact for conductivity
- High load capacity (see load chart)

Material: Spring Tempered Steel **Color:** Metal



Snap Hook Part Numbers

XXX X - XXX - XXX

Hook Shape	Rod Diameter	Hook Wire Diameter	Hook Angle
SHV	A = 3/16"	044 (.044")	1.75"
	B = 1/4"	062 (.062")	2"
	C = 3/8"	076 (.076")	3"
		120 (.120")	4"
		180 (.180")	6"

Caplugs No.	Dimensions				Packaging Quantity Per Bag
	Wire Width		Length		
	In	mm	In	mm	
SHVA-044-1.75	.044	1.12	1.750	44.45	1000
SHVA-062-1.75	.062	1.57	1.750	44.45	1000
SHVA-076-1.75	.076	1.93	1.750	44.45	1000
SHVB-044-1.75	.044	1.12	1.750	44.45	1000
SHVB-062-1.75	.062	1.57	1.750	44.45	1000
SHVB-076-1.75	.076	1.93	1.750	44.45	1000
SHVC-044-1.75	.044	1.12	1.750	44.45	1000
SHVC-062-1.75	.062	1.57	1.750	44.45	1000
SHVC-076-1.75	.076	1.93	1.750	44.45	1000

Square V-Hooks SQV-SH Series

Caplugs No.	Dimensions				Packaging
	Wire Width		Length		
	In	mm	In	mm	Quantity Per Bag
SQV-120-4	.120	3.05	4.000	101.60	1000
SQV-180-4	.180	4.57	4.000	101.60	500
SQV-250-4	.250	6.35	4.000	101.60	250
SQV-120-6	.120	3.05	6.000	152.40	1000
SQV-180-6	.180	4.57	6.000	152.40	500
SQV-250-6	.250	6.35	6.000	152.40	250
SQV-120-8	.120	3.05	8.000	203.20	500
SQV-180-8	.180	4.57	8.000	203.20	250
SQV-250-8	.250	6.35	8.000	203.20	250
SQV-120-12	.120	3.05	12.000	304.80	250
SQV-180-12	.180	4.57	12.000	304.80	250
SQV-250-12	.250	6.35	12.000	304.80	125
SQV-120-16	.120	3.05	16.000	406.40	250
SQV-180-16	.180	4.57	16.000	406.40	250
SQV-250-16	.250	6.35	16.000	406.40	125
SQV-120-20	.120	3.05	20.000	508.00	250
SQV-180-20	.180	4.57	20.000	508.00	125
SQV-250-20	.250	6.35	20.000	508.00	125
SQV-120-24	.120	3.05	24.000	609.60	250
SQV-180-24	.180	4.57	24.000	609.60	125
SQV-250-24	.250	6.35	24.000	609.60	125

SHVA-SH, SHVB-SH, SHVC-SH Snap Hooks Snap Hooks

Caplugs No.	Dimensions				Packaging
	Wire Width		Length		
	In	mm	In	mm	Quantity Per Bag
SHVA-062-2	.062	1.57	2.000	50.80	1000
SHVA-076-2	.076	1.93	2.000	50.80	1000
SHVB-062-2	.062	1.57	2.000	50.80	1000
SHVB-076-2	.076	1.93	2.000	50.80	1000
SHVC-062-2	.062	1.57	2.000	50.80	1000
SHVC-076-2	.076	1.93	2.000	50.80	1000
SHVA-044-3	.044	1.12	3.000	76.20	1000
SHVA-062-3	.062	1.57	3.000	76.20	1000
SHVB-044-3	.044	1.12	3.000	76.20	1000
SHVB-062-3	.062	1.57	3.000	76.20	1000
SHVC-044-3	.044	1.12	3.000	76.20	1000
SHVC-062-3	.062	1.57	3.000	76.20	1000
SHVA-044-4	.044	1.12	4.000	101.60	1000
SHVA-062-4	.062	1.57	4.000	101.60	1000
SHVA-076-4	.076	1.93	4.000	101.60	1000
SHVB-044-4	.044	1.12	4.000	101.60	1000
SHVB-062-4	.062	1.57	4.000	101.60	1000
SHVB-076-4	.076	1.93	4.000	101.60	1000
SHVC-044-4	.044	1.12	4.000	101.60	1000
SHVC-062-4	.062	1.57	4.000	101.60	1000
SHVC-076-4	.076	1.93	4.000	101.60	1000
SHVA-044-6	.044	1.12	6.000	152.40	1000
SHVA-062-6	.062	1.57	6.000	152.40	1000
SHVA-076-6	.076	1.93	6.000	152.40	1000
SHVB-044-6	.044	1.12	6.000	152.40	1000
SHVB-062-6	.062	1.57	6.000	152.40	1000
SHVB-076-6	.076	1.93	6.000	152.40	1000
SHVC-044-6	.044	1.12	6.000	152.40	1000
SHVC-062-6	.062	1.57	6.000	152.40	1000
SHVC-076-6	.076	1.93	6.000	152.40	1000


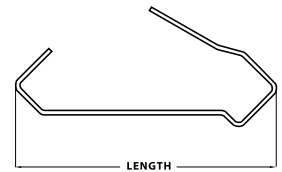
VB-SH Series

Smart Hooks™

To be used with our modular rack & smart bar.

- Perfect contact every time
- Hooks lock into position

Material: Spring Tempered Steel **Color:** Metal



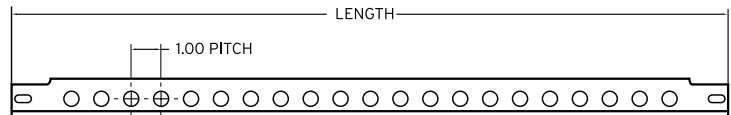
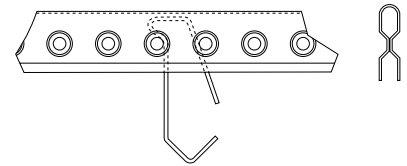
SB-SH Series

Smart Bar™

To be used with our modular racks. Design your own custom rack from our list of stock parts.

- Perfect contact every time
- Hooks lock into position

Material: Spring Tempered Steel **Color:** Metal



Smart Hooks™ VB-SH Series

V-Hooks	Dimensions				Angle	Packaging
	Wire Diameter		Length			
	In	mm	In	mm		Quantity Per Bag
VB-047-2-270	.047	1.19	2.000	50.80	270°	500
VB-047-2.5-270	.047	1.19	2.500	63.50	270°	500
VB-047-3-270	.047	1.19	3.000	76.20	270°	500
VB-062-3	.062	1.57	3.000	76.20		500
VB-062-3-270	.062	1.57	3.000	76.20	270°	500
VB-047-4	.047	1.19	4.000	101.60		500
VB-062-4	.062	1.57	4.000	101.60		500
VB-062-4-270	.062	1.57	4.000	101.60	270°	500
VB-076-4	.076	1.93	4.000	101.60		500
VB-076-4-270	.076	1.93	4.000	101.60	270°	500

Smart Bar™ SB-SH Series

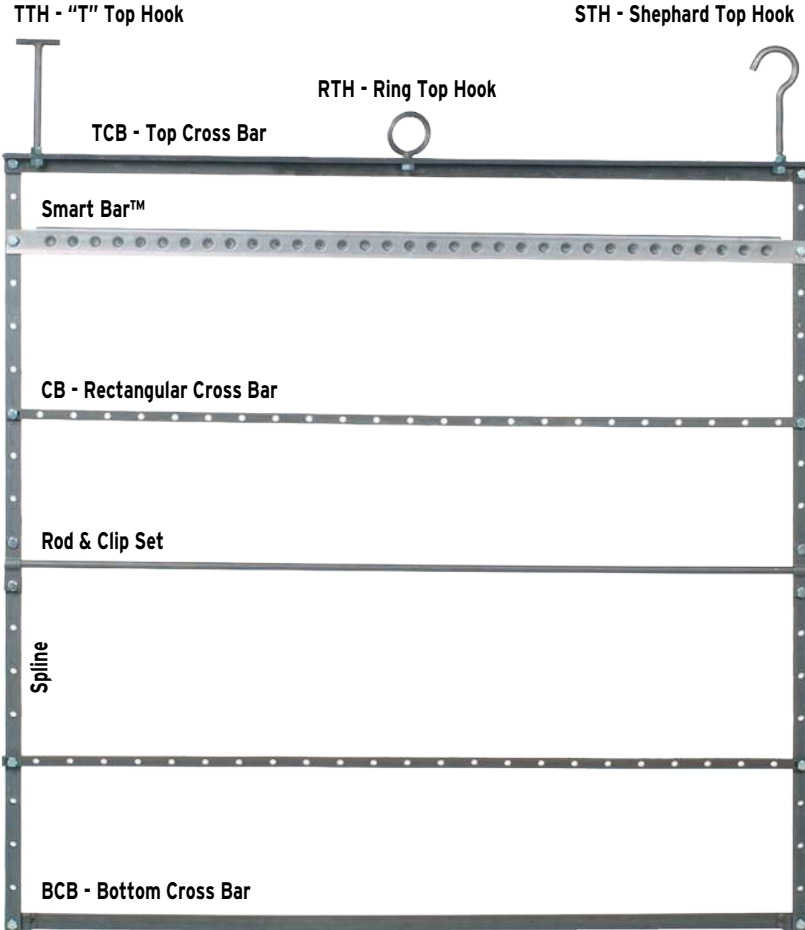
V-Hooks	Dimensions			
	Wire Diameter		Length	
	In	mm	In	mm
SB-24	24.000	609.60	1.260	32.00
SB-36	36.000	914.40	1.260	32.00
SB-48	48.000	1219.20	1.260	32.00

Modular Racks

Custom Rack Design

Design your own custom rack from our list of stock parts.

Material: Steel Bar and Spring Steel **Color:** Metal



TCB-SH Series (Top Cross Bars)	
Caplugs No.	Length
TCB-24	24"
TCB-36	36"
TCB-48	48"

SPLINE-SH Series (Splines)	
Caplugs No.	Length
SPLINE-24	24"
SPLINE-36	36"
SPLINE-48	48"

CB-SH Series (Rectangular Cross Bars)	
Caplugs No.	Length
CB-24	24"
CB-36	36"
CB-48	48"

BCB-SH Series (Bottom Cross Bars)	
Caplugs No.	Length
BCB-24	24"
BCB-36	36"
BCB-48	48"

TH-SH Series (Top Hooks)	
STH	Shephard Top Hook
TTH	"T" Hook
RTH	Ring Hook

ROD-SH Series (Rod and Clip Sets)	
Caplugs No.	Length
ROD-3/16-24	24"
ROD-3/16-36	36"
ROD-3/16-48	48"
ROD-1/4-24	24"
ROD-1/4-36	36"
ROD-1/4-48	48"
ROD-3/8-24	24"
ROD-3/8-36	36"
ROD-3/8-48	48"

UWH-SH Series Spin Hooks

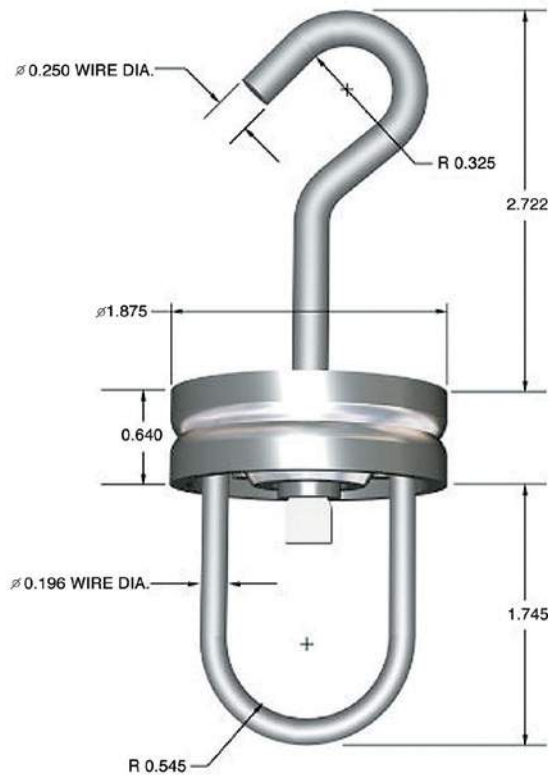


A low-cost solution to increase powder-coating capability.

- Ability to rotate part or rack
- Ball bearing construction
- Capable of producing conveyor hooks

Material: Steel **Color:** Metal

Part Number
UWC-1



ALL DIMENSIONS IN INCHES

Part Number
UWV-1








packaging & netting

Caplugs packaging and netting products are designed to protect parts from contaminants and impact damage. Our plastic tubing, netting and containers are available in a wide variety of sizes, styles and colors. These products are ideal for industrial and consumer packaging, and can also be used as finished packaging solutions.

We can pad-print our tubing and containers to personalize your packaging with logo, instructions, disclaimers and more.

SW Series

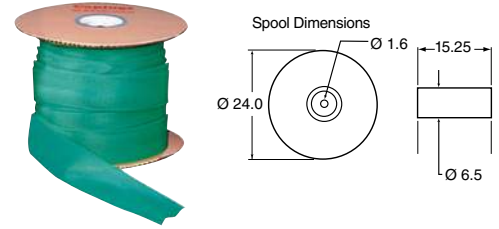


Standard-Duty Sleeve-Web® Netting

SW Series standard-duty Sleeve-Web® netting [approximately .070" (1.78 mm) thick] provides low-cost protection against physical damage to exterior surfaces of machined, ground, polished, plated, coated or threaded cylindrical parts. Its elasticity ensures a snug fit and a nonslip grip on straight-sided parts or those with varying contours.

Material: Low-Density Polyethylene **Color:** See chart

Note: Samples are cut to 1 foot.



SW Series

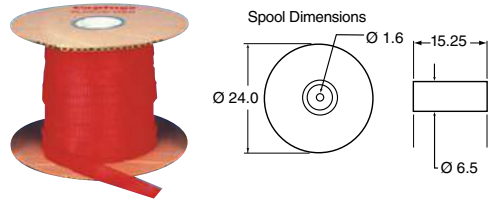


Light-Duty Sleeve-Web® Netting


SW Series light-duty Sleeve-Web® netting [approximately .060" (1.52 mm) thick] protects lighter parts. Ideal for irregular-shaped products, it stretches easily to twice its diameter, while its elastic properties allow it to pull tightly around smaller sections. Inexpensive, attractive, and easily applied wrapping for long, narrow items such as wires, glass rods, tubing and rolled paper.

Material: Low-Density Polyethylene **Color:** See chart

Note: Samples are cut to 1 foot.



SW Series

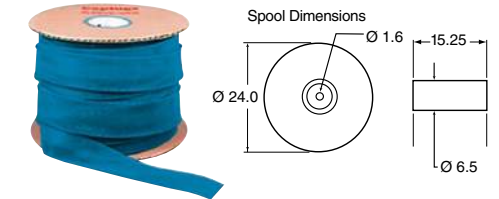


Heavy-Duty Sleeve-Web® Netting

SW Series heavy-duty Sleeve-Web® netting [approximately .080" (2.03 mm) thick] has a thicker extrusion, more strands, and closer spacing. It offers an extra measure of protection for valuable precision components like heavy duty truck parts, screw cylinders, spline shafts, couplings, roller bearing assemblies, pistons, and heavy threaded fittings. Eliminates high cost, time-consuming labor associated with traditional protective wrappings like paper, cardboard, styrofoam or wood.

Material: Low-Density Polyethylene **Color:** See chart

Note: Samples are cut to 1 foot.



packaging & netting

Standard-Duty Sleeve-Web Netting SW Series

Caplugs No.	Dimensions		Color	Packaging			
	To Fit O.D.	To Fit O.D.		Standard Coil		Mini Coil	
	In	mm		Feet	meters	Feet	meters
SW-03	1/4 to 3/8	6.35 - 9.53	Orange	3500	1066	700	213
SW-04	3/8 to 3/4	9.53 - 19.05	Green	3000	914	600	180
SW-05	1/2 to 1	12.70 - 25.40	Blue	2750	840	550	170
SW-10	1 to 1-1/2	25.40 - 38.10	Red	1700	520	340	100
SW-15	1-1/2 to 2	38.10 - 50.80	Black	900	270	180	55
SW-20	2 to 2-1/2	50.80 - 63.50	White	800	240	160	50
SW-25	2-1/2 to 3	63.50 - 76.20	Yellow	600	180	120	35
SW-30	3 to 4	76.20 - 101.60	Green	450	140	90	30
SW-40	4 to 5	101.60 - 127.00	Orange	350	110	70	20
SW-50	5 to 6-1/4	127.00 - 158.75	Natural	250	80	50	15.2
SW-64	6-1/4 to 7-1/2	158.76 - 190.51	Blue	250	80	50	15.2
SW-75	7-1/2 to 9	190.51 - 228.61	Red	200	60	40	12.2
SW-90	9 to 10	228.61 - 254.01	Yellow	200	60	40	12.2

Light-Duty Sleeve-Web Netting SW Series


Caplugs No.	Dimensions		Color	Packaging			
	To Fit O.D.	To Fit O.D.		Standard Coil		Mini Coil	
	In	mm		Feet	meters	Feet	meters
SW-075-22	3/4 to 2	19.05 - 50.80	Yellow	1500	460	300	90
SW-125-22	1-1/4 to 3	31.75 - 76.20	Blue	1000	300	200	60
SW-200-22	2 to 4	50.80 - 101.60	Red	800	240	160	50
SW-400-22	4 to 8	101.60 - 203.21	Blue	600	180	120	35
SW-600-22	6 to 12	152.40 - 304.80	Natural	200	60	40	12.2

Heavy-Duty Sleeve-Web Netting SW Series

Caplugs No.	Dimensions		Color	Packaging			
	To Fit O.D.	To Fit O.D.		Standard Coil		Mini Coil	
	In	mm		Feet	meters	Feet	meters
SW-050-66	1/2	12.70	White	2000	610	400	120
SW-075-66	3/4	19.05	Orange	1500	460	300	90
SW-100-66	1	25.40	Black	1200	370	240	75
SW-125-66	1-1/4	31.75	Green	1000	300	200	60
SW-150-66	1-1/2	38.10	Yellow	800	240	160	50
SW-175-66	1-3/4	44.45	Grey	600	180	120	35
SW-200-66	2	50.80	Blue	500	150	100	30
SW-250-66	2-1/2	63.50	Red	500	150	100	30
SW-300-66	3	76.20	Natural	450	135	90	27

SWI Series

Standard-Duty Sleeve-Web® with Rust Inhibitor



SWI Series Sleeve-Web® is enhanced with a vapor phase corrosion preventative material that acts to form a molecular layer of protection on metal surfaces insulating them from corrosion causing factors such as air, humidity, salt, etc. It provides the same protection against physical damage to exterior surfaces of machined, polished, plated, coated or threaded metal parts as our SWI Series Sleeve-Web® web thickness is approximately .070" (1.78mm).

- Provides protection for up to six months
- Cost effective solution for applications facing difficult environments
- Higher quality resulting in fewer rejections, less rework and scrap
- Reduced packaging waste and shipping expenses

Material: Low-Density Polyethylene w/ corrosion inhibitor

Color: Natural

Note: Samples are cut to 1 foot.

Standard-Duty Sleeve-Web® with Rust Inhibitor **SWI Series**

Caplugs No.	Dimensions		Packaging			
	To Fit O.D.	To Fit O.D.	Standard Coil		Mini Coil	
	In	mm	Feet	meters	Feet	meters
SWI-03	1/4 to 3/8	6.35 - 9.53	3500	1066	700	213
SWI-04	3/8 to 3/4	9.53 - 19.05	3000	914	600	180
SWI-05	1/2 to 1	12.70 - 25.40	2750	840	550	170
SWI-10	1 to 1 1/2	25.40 - 38.10	1700	520	340	100
SWI-15	1 1/2 to 2	38.10 - 50.80	900	270	180	55
SWI-20	2 to 2 1/2	50.80 - 63.50	800	240	160	50
SWI-25	2 1/2 to 3	63.50 - 76.20	600	180	120	35
SWI-30	3 to 4	76.20 - 101.60	450	140	90	30
SWI-40	4 to 5	101.60 - 127.00	350	110	70	20
SWI-50	5 to 6 1/4	127.00 - 158.75	250	80	50	15.2
SWI-64	6 1/4 to 7 1/2	158.76 - 190.51	250	80	50	15.2
SWI-75	7 1/2 to 9	190.51 - 228.61	200	60	40	12.2
SWI-90	9 to 10	228.61 - 254.01	200	60	40	12.2

PMW Series

Flat Sheet Netting



PMW Series flat sheet netting provides excellent protection from impact or abrasion damage. Use as a separator for stacked parts during storage, handling and shipment or as protective wrap for bulky items. Unlike wood, styrofoam or cardboard, it will not deteriorate on contact with solvents, coatings, slushing oils or rust inhibitors.

Material: Low-Density Polyethylene **Color:** See chart

Note: Samples are cut to 1 foot.



CBW Series

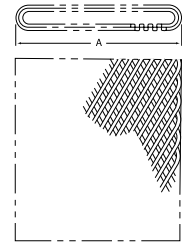
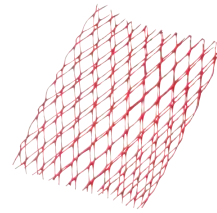
Cut Bottle-Web Netting



CBW Series cut bottle-web netting is a tough, yet flexible netting that provides surface and impact protection for bottles of any size or shape. Since the netting is extruded rather than woven, the strands will not separate, weaken or spread unevenly. Its diamond mesh design allows for production in a wide range of strength, stretch, and elasticity requirements to satisfy all protection needs.

Material: Low-Density Polyethylene
Colors: Black, Red, Green

Note: Samples are cut to 1 foot.



CSW Series

Cut Sleeve-Web® Netting



CSW Series Sleeve-Web® netting provides low-cost protection against physical damage on cylinders such as unsightly scratches and minimizes rust build-up for less maintenance and longer life. This series also secures DOT mandated precautionary labels, preventing damage, tearing or accidental removal during handling.

Material: Low-Density Polyethylene
Color: See chart

Note: Samples are pre-cut to length.



packaging & netting

Flat Sheet Netting PMW Series

Caplugs No.	Color	Mesh Thickness		Strands		Coil Size	
		In	mm	Per inch	Per cm	In x Ft	cm x m
PMW-7007-18	Yellow	.07	1.78	7	2.8	18 x 125	45.7cm x 38.1m
PMW-7005-20	Blue	.07	1.78	5	2.0	20 x 150	50.8cm x 45.6m
PMW-7004-24	Red	.07	1.78	4	1.6	24 x 125	61.0cm x 38.1m

† CBW-4293-7.0 offered in optional color clear

Cut Bottle-Web Netting CBW Series

Caplugs No.	Dimensions				Packaging	
	To Fit O.D.		Length		Carton Quantity	Mini Pak Quantity
	In	mm	In	mm		
CBW-4293-7.0†	3 to 5	76.20 - 127.00	7	177.80	400	n/a
CBW-4293-10.0	3 to 5	76.20 - 127.00	10	254.00	275	n/a

Cut Sleeve-Web® Netting CSW Series

Caplugs No.	Color	Dimensions				Packaging	
		Fits Cylinder Diameter		Length		Carton Quantity	Mini Pak Quantity
		In	mm	In	mm		
CSW-4271-36	Natural	9	225.61	36	914.40	40	n/a
CSW-4265-6	Natural	9	225.61	6	152.40	210	50
CSW-4279-6	Natural	12-1/2	317.51	6	152.40	250	50
CSW-4281-25	Blue	7	177.81	25	635.00	50	n/a
CSW-4241-17	Green	7 - 9	177.80 - 228.60	17.5	444.50	100	n/a

TRC Series Standard Wall Closed-End Tubing



TRC Series ClearView™ plastic tubing is designed with a clear closed end. It is available in a variety of lengths to meet your packaging needs.

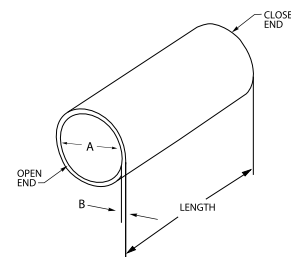
- Variety of caps and plugs for top available

Material: PETG **Color:** Natural

Note: Samples are available only in 6" lengths

Note: "A" dimension is the inside diameter

Note: Cut to desired length up to 18"











Caplugs No.	Dimensions				Packaging Carton Quantity
	A		B		
	In	mm	In	mm	
TRC-500-012	.548	13.92	.012	.30	Call Customer Service
TRC-625-014	.714	18.14	.014	.36	Call Customer Service
TRC-750-015	.808	20.52	.015	.38	Call Customer Service
TRC-875-017	.942	23.93	.017	.43	Call Customer Service
TRC-937-017	1.026	26.06	.017	.43	Call Customer Service
TRC-1000-017	1.097	27.86	.017	.43	Call Customer Service
TRC-1125-018	1.211	30.76	.018	.46	Call Customer Service
TRC-1187-018	1.273	32.59	.018	.46	Call Customer Service
TRC-1250-018	1.363	34.62	.018	.46	Call Customer Service
TRC-1375-018	1.438	36.53	.018	.46	Call Customer Service
TRC-1500-018	1.644	41.76	.018	.46	Call Customer Service
TRC-1625-020	1.710	43.43	.020	.51	Call Customer Service
TRC-1750-020	1.820	46.23	.020	.51	Call Customer Service
TRC-1875-020	1.960	49.78	.020	.51	Call Customer Service
TRC-2000-020	2.070	52.58	.020	.51	Call Customer Service
TRC-2250-020	2.320	58.93	.020	.51	Call Customer Service
TRC-2500-020	2.570	65.28	.020	.51	Call Customer Service
TRC-2625-020	2.710	68.83	.020	.51	Call Customer Service
TRC-2750-020	2.790	70.87	.020	.51	Call Customer Service
TRC-3000-025	3.085	78.36	.025	.64	Call Customer Service
TRC-3500-025	3.570	90.68	.025	.64	Call Customer Service







packaging & netting

Standard Wall Closed-End Tubing TRC Series

Caps for ClearView® Standard Wall Tubes

								
Tube Size	VC Style Cap	VHC Style Cap	VHR Style Cap	VSE Style Cap	EC Style Cap	EP Style Cap	RC Style Cap	SC Style Cap
TRC 500	VC 562	VHC 531	None	VSE 531	EC 9	None	None	SC 9/16
TRC 625	VC 750	None	VHR 750	VSE 750	EC 12	None	RC 12	SC 3/4
TRC 750	VC 812	VHC 812	VHR 875	VSE 796	EC 14	None	None	SC 7/8
TRC 875	VC 937	None	None	VSE 937	EC 16	None	RC 16	SC 1
TRC 937	VC 1062	VHC 1062	None	VSE 1062	None	None	None	SC 11/16
TRC 1000	VC 1125	VHC 1062	None	VSE 1125	None	None	None	SC 11/8
TRC 1125	VC 1250	None	None	None	EC 20	None	None	SC 11/4
TRC 1187	VC-1250	None	None	None	None	None	None	SC 15/16
TRC 1250	VC 1375	VHC 1375	None	VSE 1313	None	EP 24	None	None
TRC 1375	VC 1437	VHC 1437	None	None	EC 24	None	None	SC 11/2
TRC 1500	VC 1625	VHC 1625	None	VSE 1625	None	None	RC 27	None
TRC 1625	VC 1687	None	None	None	None	None	None	None
TRC 1750	VC 1875	None	None	None	None	EP 32	RC 30	SC 17/8
TRC 1875	VC 2000	VHC 2000	None	None	None	None	None	None
TRC 2000	VC 2125	None	None	VSE 2125	None	EP 36	None	None
TRC 2250	VC 2375	None	None	None	None	EP 40	None	SC 2 3/8
TRC 2500	VC 2625	None	None	None	None	None	None	SC 2 5/8, 1622
TRC 2625	VC 2750	None	None	None	None	None	None	SC 2 3/4
TRC 2750	VC 2875	None	None	None	None	None	None	None
TRC 3000	VC 3125	None	None	None	None	None	None	None
TRC 3500	VC 3625	None	None	None	None	None	None	SC 3 5/8

Plugs for ClearView® Standard Wall Tubes

						
Tube Size	STP Style Plug	T Style Plug	EC Style Plug	EP Style Plug	RC Style Plug	TE Style Plug
TRC 500	None	T 5S or T 5X	EC 8	None	None	TE 500
TRC 625	None	T 8X	None	EP 12	None	TE 625
TRC 750	None	T 10	None	None	RC 12	TE 750
TRC 875	None	T 12	None	None	None	TE 875
TRC 937	None	T 13A	None	None	None	TE 937
TRC 1000	None	T 13X	None	EP 18	None	TE 1000
TRC 1125	None	T 14	None	None	None	TE 1125
TRC 1187	None	T 14X	None	None	None	TE 1187-HNG
TRC 1250	None	T 16A	None	None	None	TE 1250
TRC 1375	None	T 17A, T 16S	EC 22	None	None	TE 1375
TRC 1500	None	T 18	None	None	None	TE 1500
TRC 1625	None	T 18X	None	EP 28	None	TE 1625
TRC 1750	None	T 19	None	None	None	TE 1750
TRC 1875	None	T 210	None	EP 32	None	TE 1875
TRC 2000	None	T 220	None	None	None	TE 2000
TRC 2250	None	T 25A	None	None	None	TE 2250
TRC 2500	None	T 250	None	None	None	TE 2500
TRC 2625	None	T 44	None	None	None	TE 2625
TRC 2750	STP 2 3/4	None	None	None	None	TE 2750
TRC 3000	None	None	None	None	None	TE 3000
TRC 3500	None	T 1050	None	None	None	TE 3500

TRC Series **Heavy Wall Closed-End Tubing**



TRC Series ClearView™ plastic tubing can be specified with a heavy wall for extra protection and durability. Designed with a clear closed end, this part is available in a variety of lengths to meet your packaging needs.

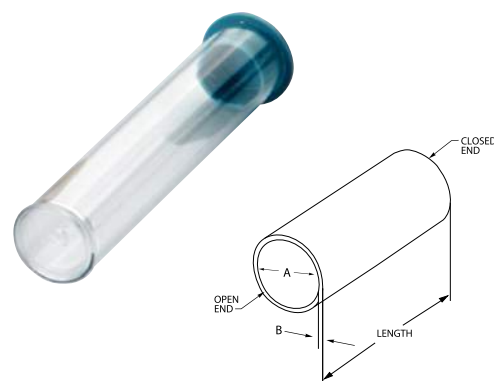
- Variety of caps and plugs for top available

Material: PETG **Color:** Natural

Note: Samples are available only in 6" lengths

Note: "A" dimension is the inside diameter

Note: Cut to desired length up to 18"






Caplugs No.	Dimensions				Packaging Carton Quantity
	A		B		
	In	mm	In	mm	
TRC-500-022	.528	13.41	.022	.56	Call Customer Service
TRC-625-022	.698	17.73	.022	.56	Call Customer Service
TRC-750-022	.794	20.17	.022	.56	Call Customer Service
TRC-875-022	.932	23.67	.022	.56	Call Customer Service
TRC-937-022	1.016	25.81	.022	.56	Call Customer Service
TRC-1000-022	1.087	27.61	.022	.56	Call Customer Service
TRC-1125-022	1.203	30.56	.022	.56	Call Customer Service
TRC-1187-022	1.273	32.33	.025	.64	Call Customer Service
TRC-1250-022	1.355	34.42	.022	.56	Call Customer Service
TRC-1375-022	1.430	36.32	.022	.56	Call Customer Service
TRC-1500-022	1.636	41.55	.022	.56	Call Customer Service
TRC-1625-028	1.694	43.03	.028	.71	Call Customer Service
TRC-1750-028	1.804	45.82	.028	.71	Call Customer Service
TRC-1875-025	1.950	49.53	.025	.64	Call Customer Service
TRC-2000-028	2.054	52.17	.028	.71	Call Customer Service
TRC-2250-028	2.304	58.52	.028	.71	Call Customer Service
TRC-2500-028	2.554	64.87	.028	.71	Call Customer Service
TRC-2625-030	2.690	68.33	.030	.76	Call Customer Service
TRC-2750-028	2.774	70.46	.028	.71	Call Customer Service
TRC-3000-032	3.071	78.00	.032	.81	Call Customer Service
TRC-3500-032	3.556	90.32	.032	.81	Call Customer Service







packaging & netting

Heavy Wall Closed-End Tubing TRC Series

Caps for ClearView® Heavy Wall Tubes

							
Tube Size	VC Style Cap	VHC Style Cap	VSE Style Cap	EC Style Cap	EP Style Cap	RC Style Cap	SC Style Cap
TRC 500	VC 562	VHC 531	VSE 531	EC 9	None	None	SC 9/16
TRC 625	VC 750	VHR 750	VSE 750	EC 12	None	RC 12	SC 3/4
TRC 750	VC 812	VHC 812/VHR 875	VSE 796	EC 14	None	None	SC 7/8
TRC 875	VC 937	None	VSE 937	EC 16	None	RC 16	SC 1
TRC 937	VC 1062	VHC 1062	VSE 1062	None	None	None	SC 11/6
TRC 1000	VC 1125	VHC 1062	VSE 1125	None	None	None	SC 11/8
TRC 1125	VC 1250	None	None	EC 20	None	None	SC 11/4
TRC 1187	VC 1250	None	None	None	None	None	SC 15/16-12
TRC 1250	VC 1375	VHC 1375	VSE 1313	None	EP 24	None	None
TRC 1375	VC 1437	VHC 1437	None	EC 24	None	None	SC 11/2
TRC 1500	VC 1625	VHC 1625	VSE 1625	None	None	RC 27	SC 13/4
TRC 1625	VC 1687	None	None	None	None	None	None
TRC 1750	VC 1875	None	None	None	EP 32	RC 30	SC 17/8
TRC 1875	VC 2000	VHC 2000	None	None	None	None	None
TRC 2000	VC 2125	None	VSE 2125	None	EP 36	None	None
TRC 2250	VC 2375	None	None	None	EP 40	None	SC 2 3/8
TRC 2500	VC 2625	None	None	None	None	None	SC 2 5/8, 1622
TRC 2625	VC 2750	None	None	None	None	None	SC 2 3/4
TRC 2750	VC 2875	None	None	None	None	None	None
TRC 3000	VC 3125	None	None	None	None	None	None
TRC 3500	VC 3625	None	None	None	None	None	SC 3 5/8

Plugs for ClearView® Heavy Wall Tubes

						
Tube Size	STP Style Plug	T Style Plug	EC Style Plug	EP Style Plug	RC Style Plug	TE Style Plug
TRC 500	None	T 5	None	None	None	TE 500
TRC 625	None	T 8	None	None	None	TE 625
TRC 750	None	T 9X	None	None	None	TE 750
TRC 875	None	T 12	None	None	RC 14-12	TE 875
TRC 937	None	T 12X	EC 16	None	None	TE 937
TRC 1000	None	T 13X	None	EP 18	None	TE 1000
TRC 1125	None	T 14	B 8210	None	None	TE 1125
TRC 1187	None	T 14X	None	None	None	TE 1187-HNG
TRC 1250	None	T 15X	None	EP 22	RC 21	TE 1250
TRC 1375	None	T 16	EC 22	None	None	TE 1375
TRC 1500	None	T 18	None	None	None	TE 1500
TRC 1625	None	T 18X (tight)	EC 26	None	RC 26	TE 1625
TRC 1750	None	T 19 (tight)	EC 28	None	None	TE 1750
TRC 1875	None	T 210	None	EP 32	RC 30	TE 1875
TRC 2000	None	T 21 or T 220	None	None	None	TE 2000
TRC 2250	None	T 25A (tight)	EC 36	None	None	TE 2250
TRC 2500	STP 2 1/2	T 250	EC 40	None	RC 40	TE 2500
TRC 2625	None	T 43A	None	None	None	TE 2625
TRC 2750	STP 2 3/4	T 44	None	None	None	TE 2750
TRC 3000	None	T 53	CEC 48	None	None	TE 3000
TRC 3500	None	T 1050	None	None	None	TE 3500

TRO Series Standard Wall Open-End Tubing

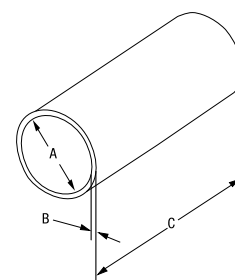



TRO Series ClearView™ standard-duty plastic tubing is open on both ends and is available in both standard duty and heavy wall.

- Available in custom diameters and lengths

Material: PETG **Color:** Natural

Note: Samples are available only in 6" lengths
Note: "A" dimension is the inside diameter











Caplugs No.	Dimensions						Packaging	
	A		B		C		Carton Quantity	Mini Pak Quantity
	In	mm	In	mm	In	mm		
TRO-187-012-48.000	.210	5.33	.012	.30	48.00	1219.20	900	n/a
TRO-250-012-48.000	.299	7.59	.012	.30	48.00	1219.20	500	n/a
TRO-375-012-48.000	.421	10.69	.012	.30	48.00	1219.20	500	n/a
TRO-448-012-48.000	.460	11.68	.012	.30	48.00	1219.20	250	n/a
TRO-500-012-48.000	.548	13.92	.012	.30	48.00	1219.20	300	n/a
TRO-625-014-48.000	.714	18.14	.014	.36	48.00	1219.20	180	n/a
TRO-750-015-48.000	.808	20.52	.015	.38	48.00	1219.20	200	n/a
TRO-875-017-48.000	.942	23.93	.017	.43	48.00	1219.20	100	n/a
TRO-937-017-48.000	1.026	26.06	.017	.43	48.00	1219.20	324	n/a
TRO-1000-017-48.000	1.097	27.86	.017	.43	48.00	1219.20	100	n/a
TRO-1125-018-48.000	1.211	30.76	.018	.46	48.00	1219.20	120	n/a
TRO-1187-020-48.000	1.283	32.59	.020	.51	48.00	1219.20	120	n/a
TRO-1250-018-48.000	1.363	34.62	.018	.46	48.00	1219.20	90	n/a
TRO-1375-018-48.000	1.438	36.53	.018	.46	48.00	1219.20	90	n/a
TRO-1500-018-48.000	1.644	41.76	.018	.46	48.00	1219.20	90	n/a
TRO-1625-020-48.000	1.710	43.43	.020	.51	48.00	1219.20	80	n/a
TRO-1750-020-48.000	1.820	46.23	.020	.51	48.00	1219.20	70	n/a
TRO-1875-020-48.000	1.960	49.78	.020	.51	48.00	1219.20	70	n/a
TRO-2000-020-48.000	2.070	52.58	.020	.51	48.00	1219.20	60	n/a
TRO-2250-020-48.000	2.320	58.93	.020	.51	48.00	1219.20	60	n/a
TRO-2500-020-48.000	2.570	65.28	.020	.51	48.00	1219.20	50	n/a
TRO-2625-020-48.000	2.710	68.83	.020	.51	48.00	1219.20	50	n/a
TRO-2750-020-48.000	2.790	70.87	.020	.51	48.00	1219.20	21	n/a
TRO-3000-025-48.000	3.085	78.36	.025	.64	48.00	1219.20	36	n/a
TRO-3500-025-48.000	3.570	90.68	.025	.64	48.00	1219.20	15	n/a







packaging & netting

Standard Wall Open-End Tubing TRO Series

Caps for ClearView® Standard Wall Tubes

								
Tube Size	VC Style Cap	VHC Style Cap	VHR Style Cap	VSE Style Cap	EC Style Cap	EP Style Cap	RC Style Cap	SC Style Cap
TRO 187	VC 234	None	None	None	None	None	None	None
TRO 250	VC 312	None	None	VSE 312	None	None	None	None
TRO 375	VC 437	None	None	VSE 406	None	None	None	SC 7/16-8 (tight)
TRO 448	VC-485	None	None	None	EC-8	None	RC-8	None
TRO 500	VC 562	VHC 531	None	VSE 531	EC 9	None	None	SC 9/16
TRO 625	VC 750	None	VHR 750	VSE 750	EC 12	None	RC 12	SC 3/4
TRO 750	VC 812	VHC 812	VHR 875	VSE 796	EC 14	None	None	SC 7/8
TRO 875	VC 937	None	None	VSE 937	EC 16	None	RC 16	SC 1
TRO 937	VC 1062	VHC 1062	None	VSE 1062	None	None	None	SC 11/16
TRO 1000	VC 1125	VHC 1062	None	VSE 1125	None	None	None	SC 11/8
TRO 1125	VC 1250	None	None	None	EC 20	None	None	SC 11/4
TRO 1187	VC-1250	None	None	None	None	None	None	SC 15/16
TRO 1250	VC 1375	VHC 1375	None	VSE 1313	None	EP 24	None	None
TRO 1375	VC 1437	VHC 1437	None	None	EC 24	None	None	SC 11/2
TRO 1500	VC 1625	VHC 1625	None	VSE 1625	None	None	RC 27	None
TRO 1625	VC 1687	None	None	None	None	None	None	None
TRO 1750	VC 1875	None	None	None	None	EP 32	RC 30	SC 17/8
TRO 1875	VC 2000	VHC 2000	None	None	None	None	None	None
TRO 2000	VC 2125	None	None	VSE 2125	None	EP 36	None	None
TRO 2250	VC 2375	None	None	None	None	EP 40	None	SC 2 3/8
TRO 2500	VC 2625	None	None	None	None	None	None	SC 2 5/8, 1622
TRO 2625	VC 2750	None	None	None	None	None	None	SC 2 3/4
TRO 2750	VC 2875	None	None	None	None	None	None	None
TRO 3000	VC 3125	None	None	None	None	None	None	None
TRO 3500	VC 3625	None	None	None	None	None	None	SC 3 5/8

Plugs for ClearView® Standard Wall Tubes

						
Tube Size	STP Style Plug	T Style Plug	EC Style Plug	EP Style Plug	RC Style Plug	TE Style Plug
TRO 187	None	T 0	None	None	None	None
TRO 250	None	T1X	EC 4 (tight)	None	None	None
TRO 375	None	T 3	None	None	None	None
TRO 448	None	T4	None	None	None	None
TRO 500	None	T 5S or T 5X	EC 8	None	None	TE 500
TRO 625	None	T 8X	None	EP 12	None	TE 625
TRO 750	None	T 10	None	None	RC 12	TE 750
TRO 875	None	T 12	None	None	None	TE 875
TRO 937	None	T 13A	None	None	None	TE 937
TRO 1000	None	T 13X	None	EP 18	None	TE 1000
TRO 1125	None	T 14	None	None	None	TE 1125
TRO 1187	None	T 14X	None	None	None	TE 1187-HNG
TRO 1250	None	T 16A	None	None	None	TE 1250
TRO 1375	None	T 17A, T 16S	EC 22	None	None	TE 1375
TRO 1500	None	T 18	None	None	None	TE 1500
TRO 1625	None	T 18X	None	EP 28	None	TE 1625
TRO 1750	None	T 19	None	None	None	TE 1750
TRO 1875	None	T 210	None	EP 32	None	TE 1875
TRO 2000	None	T 220	None	None	None	TE 2000
TRO 2250	None	T 25A	None	None	None	TE 2250
TRO 2500	None	T 250	None	None	None	TE 2500
TRO 2625	None	T 44	None	None	None	TE 2625
TRO 2750	STP 2 3/4	None	None	None	None	TE 2750
TRO 3000	None	None	None	None	None	TE 3000
TRO 3500	None	T 1050	None	None	None	TE 3500

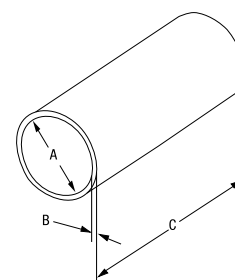
TRO Series Heavy Wall Open-End Tubing



TRO Series ClearView™ heavy wall plastic tubing provides extra protection and durability. A variety of caps and plugs are available to cover open ends.

Material: PETG **Color:** Natural

Note: Samples are available only in 6" lengths
Note: "A" dimension is the inside diameter








Caplugs No.	Dimensions						Packaging	
	A		B		C		Carton Quantity	Mini Pak Quantity
	In	mm	In	mm	In	mm		
TRO-187-020-48.000	.194	4.93	.020	.51	48.00	1219.20	600	n/a
TRO-250-022-48.000	.279	7.09	.022	.56	48.00	1219.20	400	n/a
TRO-375-022-48.000	.401	10.19	.022	.56	48.00	1219.20	250	n/a
TRO-448-022-48.000	.440	11.18	.022	.56	48.00	1219.20	250	n/a
TRO-500-022-48.000	.528	13.41	.022	.56	48.00	1219.20	200	n/a
TRO-625-022-48.000	.698	17.73	.022	.56	48.00	1219.20	150	n/a
TRO-750-022-48.000	.794	20.17	.022	.56	48.00	1219.20	140	n/a
TRO-875-022-48.000	.932	23.67	.022	.56	48.00	1219.20	100	n/a
TRO-937-022-48.000	1.016	25.81	.022	.56	48.00	1219.20	324	n/a
TRO-1000-022-48.000	1.087	27.61	.022	.56	48.00	1219.20	100	n/a
TRO-1125-022-48.000	1.203	30.56	.022	.56	48.00	1219.20	100	n/a
TRO-1187-025-48.000	1.273	32.33	.025	.64	48.00	1219.20	120	n/a
TRO-1250-022-48.000	1.355	34.42	.022	.56	48.00	1219.20	90	n/a
TRO-1375-022-48.000	1.430	36.32	.022	.56	48.00	1219.20	80	n/a
TRO-1500-022-48.000	1.636	41.55	.022	.56	48.00	1219.20	60	n/a
TRO-1625-028-48.000	1.694	43.03	.028	.71	48.00	1219.20	50	n/a
TRO-1750-028-48.000	1.804	45.82	.028	.71	48.00	1219.20	50	n/a
TRO-1875-025-48.000	1.950	49.53	.025	.64	48.00	1219.20	50	n/a
TRO-2000-028-48.000	2.054	52.17	.028	.71	48.00	1219.20	40	n/a
TRO-2250-028-48.000	2.304	58.52	.028	.71	48.00	1219.20	30	n/a
TRO-2500-028-48.000	2.554	64.87	.028	.71	48.00	1219.20	30	n/a
TRO-2610-030-48.000	2.610	66.29	.030	.76	48.00	1219.20	28	n/a
TRO-2625-030-48.000	2.690	68.33	.030	.76	48.00	1219.20	28	n/a
TRO-2670-030-48.000	2.670	67.82	.030	.76	48.00	1219.20	28	n/a
TRO-2730-030-48.000	2.730	69.34	.030	.76	48.00	1219.20	28	n/a
TRO-2750-028-48.000	2.774	70.46	.028	.71	48.00	1219.20	21	n/a
TRO-3000-032-48.000	3.071	78.00	.032	.81	48.00	1219.20	36	n/a
TRO-3500-032-48.000	3.556	90.32	.032	.81	48.00	1219.20	15	n/a
TRO-3580-030-48.000	3.580	90.93	.030	.76	48.00	1219.20	15	n/a
TRO-3640-030-48.000	3.640	92.46	.030	.76	48.00	1219.20	15	n/a
TRO-3700-030-48.000	3.700	93.98	.030	.76	48.00	1219.20	15	n/a







packaging & netting

Heavy Wall Open-End Tubing TRO Series

Caps for ClearView® Heavy Wall Tubes

								
Tube Size	VC Style Cap	VHC Style Cap	VHR Style Cap	VSE Style Cap	EC Style Cap	EP Style Cap	RC Style Cap	SC Style Cap
TRO 187	VC 234	None	None	None	None	None	None	None
TRO 250	VC 312	None	None	VSE 312	EVC-312-650	None	None	None
TRO 375	VC 437	None	None	VSE 406	EVC-437-750	None	None	SC 7/16-8 (tight)
TRO 448	VC-485	None	None	None	EC-8	None	RC-8	None
TRO 500	VC 562	VHC 531	None	VSE 531	EC 9, EVC-562-900	None	None	SC 9/16
TRO 625	VC 750	None	VHR 750	VSE 750	EC 12	None	RC 12	SC 3/4
TRO 750	VC 812	VHC 812	VHR 875	VSE 796	EC 14	None	None	SC 7/8
TRO 875	VC 937	None	None	VSE 937	EC 16	None	RC 16	SC 1
TRO 937	VC 1062	VHC 1062	None	VSE 1062	None	None	None	SC 1 1/6
TRO 1000	VC 1125	VHC 1062	None	VSE 1125	None	None	None	SC 1 1/8
TRO 1125	VC 1250	None	None	None	EC 20	None	None	SC 1 1/4
TRO 1187	VC 1250	None	None	None	None	None	None	SC 1 5/16-12
TRO 1250	VC 1375	VHC 1375	None	VSE 1313	None	EP 24	None	None
TRO 1375	VC 1437	VHC 1437	None	None	EC 24	None	None	SC 1 1/2
TRO 1500	VC 1625	VHC 1625	None	VSE 1625	None	None	RC 27	SC 1 3/4
TRO 1625	VC 1687	None	None	None	None	None	None	None
TRO 1750	VC 1875	None	None	None	None	EP 32	RC 30	SC 1 7/8
TRO 1875	VC 2000	VHC 2000	None	None	None	None	None	None
TRO 2000	VC 2125	None	None	VSE 2125	None	EP 36	None	None
TRO 2250	VC 2375	None	None	None	None	EP 40	None	SC 2 3/8
TRO 2500	VC 2625	None	None	None	None	None	None	SC 2 5/8, 1622
TRO 2625	VC 2750	None	None	None	None	None	None	SC 2 3/4
TRO 2750	VC 2875	None	None	None	None	None	None	None
TRO 3000	VC 3125	None	None	None	None	None	None	STP 3 1/4 as cap
TRO 3500	VC 3625	None	None	None	None	None	None	SC 3 5/8

Plugs for ClearView® Heavy Wall Tubes

						
Tube Size	STP Style Plug	T Style Plug	EC Style Plug	EP Style Plug	RC Style Plug	TE Style Plug
TRO 187	None	T 00X	K 4	None	None	None
TRO 250	None	T 1	None	None	None	None
TRO 375	None	T 3	None	None	None	None
TRO 448	None	T-3X	PN-2	EZP-152	None	None
TRO 500	None	T 5	None	None	None	TE 500
TRO 625	None	T 8	None	None	None	TE 625
TRO 750	None	T 9X	None	None	None	TE 750
TRO 875	None	T 12	None	None	RC 14-12	TE 875
TRO 937	None	T 12X	EC 16	None	None	TE 937
TRO 1000	None	T 13X	None	EP 18	None	TE 1000
TRO 1125	None	T 14	B 8210	None	None	TE 1125
TRO 1187	None	T 14X	None	None	None	TE 1187-HNG
TRO 1250	None	T 15X	None	EP 22	RC 21	TE 1250
TRO 1375	None	T 16	EC 22	None	None	TE 1375
TRO 1500	B 8798	T 18	None	None	None	TE 1500
TRO 1625	None	T 18X (tight)	EC 26	None	RC 26	TE 1625
TRO 1750	B 8313	T 19 (tight)	EC 28	None	None	TE 1750
TRO 1875	None	T 210	None	EP 32	RC 30	TE 1875
TRO 2000	None	T 21 or T 220	None	None	None	TE 2000
TRO 2250	None	T 25A (tight)	EC 36	None	None	TE 2250
TRO 2500	STP 2 1/2	T 250	EC 40	None	RC 40	TE 2500
TRO 2625	None	T 43A	None	None	None	TE 2625
TRO 2750	STP 2 3/4	T 44	None	None	None	TE 2750
TRO 3000	None	T 53	CEC 48	None	None	TE 3000
TRO 3500	None	T 1050	None	None	None	TE 3500

TSC Series



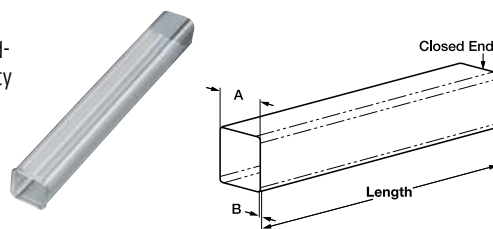
Square Closed-End Tubing

TSC Series ClearView™ square plastic tubing offers unique packaging and glass-like clarity. These closed-ended tubes make an ideal package for a wide variety of products.


- No side seams
- Clear bottom is sonic welded for a secure seal
- Attractive, reusable packaging solution

Material: PETG **Color:** Natural

Note: "A" dimension is the inside diameter.
Samples are available only in 6" lengths.



TSO Series



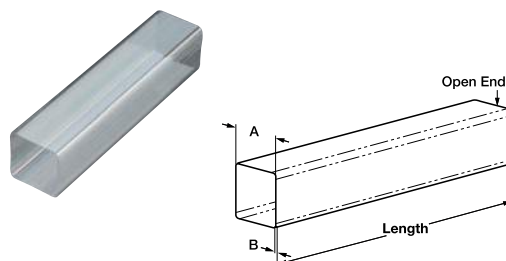
Square Open End-Tubing

TSO Series ClearView™ plastic tubing offers unique packaging and glass-like clarity. These open-ended tubes make an ideal package for a wide variety of products.

- No side seams
- Open at both ends
- Attractive, reusable packaging solution

Material: PETG **Color:** Natural

Note: "A" dimension is the inside diameter.
Samples are available only in 6" lengths.



CSV Series

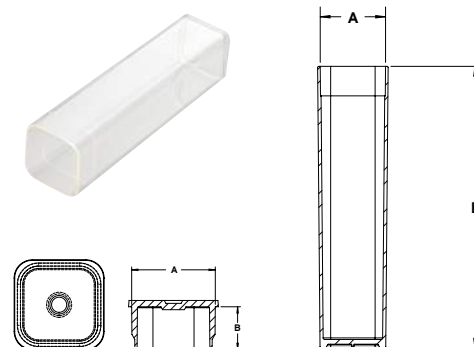


Container Square Vial

CSV Series square vials meet a variety of packaging applications and are reusable. They offer good clarity to view contents and the square design prevents rolling and ease of stacking.

- Packaged in sets, including vials and caps
- Easy removal cap
- Printing option for both vial and cap

Material: Polypropylene **Color:** Natural



packaging & netting

Square Closed-End Tubing TSC Series

Caplugs No.	Dimensions				Packaging Carton Quantity
	A		B		
	In	mm	In	mm	
TSC-750-014	.722	18.34	.014	.36	Call Customer Service
TSC-875-016	.843	21.41	.016	.41	Call Customer Service

Caps and Plugs for ClearView® Square Tubes

Tube Size	Wall Thickness	Cap(s) to Fit	Plug(s) to Fit
TSC-750	.01	VSC-750	TSE-750
TSC-875	.01	VSC-875	TSE-875

Square Open-End Tubing TSO Series

Caplugs No.	Dimensions				Packaging Carton Quantity
	A		B		
	In	mm	In	mm	
TSO-375-012	.375	9.53	0.12	.30	Call Customer Service
TSO-500-012	.500	12.70	.012	.30	Call Customer Service
TSO-750-014	.722	18.34	.014	.36	Call Customer Service
TSO-875-016	.843	21.41	.016	.41	Call Customer Service
TSO-1000-015	1.000	25.40	.015	.38	Call Customer Service
TSO-1250-020	1.210	30.73	.020	.51	Call Customer Service
TSO-1375-015	1.345	34.16	.015	.38	Call Customer Service

Caps and Plugs for ClearView® Square Tubes

Tube Size	Wall Thickness	Cap(s) to Fit	Plug(s) to Fit
TSO-375	.01	VSC-375	None
TSO-500	.01	VSC-500	None
TSO-750	.01	VSC-750	TSE-750
TSO-875	.01	VSC-875	TSE-875
TSO-1000	.01	VSC-100, FP-204	None
TSO-1250	.02	VSC-1250, FP-245	None
TSO-1375	.01	None	SQR-11/2-10-14, FP-244 (tight)

Container Square Vial CSV Series

Caplugs No.	Dimensions				Packaging	
	A		B		Carton Quantity	Mini Pak Quantity
	In	mm	In	mm		
CSV-3500ASM	.830	21.08	3.58	90.93	1000	n/a
CSV-4000ASM	.830	21.08	4.00	101.60	1000	n/a

Plugs for ClearView® Square Tubes

Caplugs No.	Dimensions			
	A		B	
	In	mm	In	mm
PSV-0875	.860	21.84	0.440	11.18

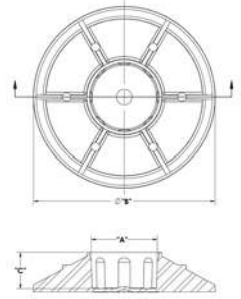
SCP Series

Shipping Cap Protector




SCP Series protectors were developed as a packaging and shipping container cap to protect an exposed NPT fitting. Our wide and semi-rigid pinwheel design increases the surface area in contact with cardboard packaging, and is flexible enough to absorb the force at the point of impact preventing breakthroughs which can ultimately lead to extensive damage.

Material: Low-Density Polyethylene **Color:** Black



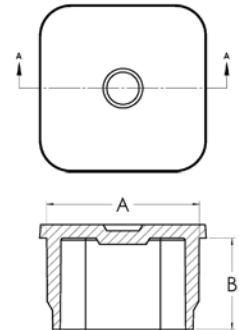
TSE Series

Tube Square End Plugs



TSE Series tube square ends were designed to plug TSC Series square tubing. The TSE fits securely into tubing to create attractive and unique packaging.

Material: Low-Density Polyethylene **Color:** Black



packaging & netting

Shipping Cap Protector **SCP Series**

Caplugs No.	Press Fit for NPT Size	Dimensions						Packaging	
		A		B		C		Carton Quantity	Mini Pak Quantity
		In	mm	In	mm	In	mm		
SCP-0500	1/2	.809	20.55	2.50	63.50	0.55	13.97	1000	200
SCP-0750	3/4	1.001	25.43	2.75	69.85	0.55	13.97	800	160

Tube Square End Plugs **TSE Series**

Caplugs No.	Dimensions				Carton Quantity
	A		B		
	In	mm	In	mm	
TSE-750	.734	18.65	.44	11.2	5000
TSE-875	.860	21.84	.44	11.2	4000

PKGC Series

Packaging Caps



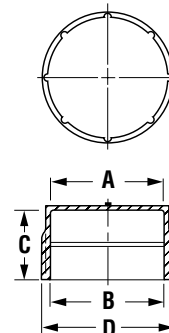
PKGC Series packaging caps are designed primarily for cardboard mailing and packaging tubes. These caps have molded rings on the interior surface to ensure a snug fit into the tube.

- Fit most standard size tubes
- Ribbed exterior assists in removal

Material: Low-Density Polyethylene **Color:** Orange



6 OR 8 EQUALLY SPACED RIBS



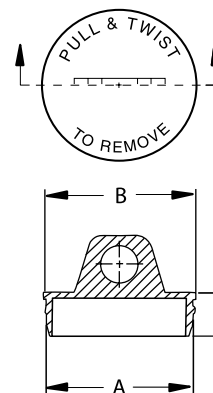
TE-HNG Series

Tube End Hanger Plugs



TE-HNG Series tube end hanger plugs can be used with closed-end tubes for a fun, inexpensive package. The plugs have a step design so they can be pushed into a tube until they click in place to secure the tube's contents. Developed with a large hole at the top to fit a variety of retail fixtures and displays.

Material: Low-Density Polyethylene **Color:** Black



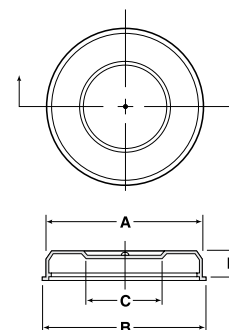
STP Series

Shallow Tube Plugs for Packaging Tubes



STP Series shallow tube plugs are an ideal closure for packaging, shipping or mailing container tubes. The narrow flange ensures that there is no overhanging projection to catch on other tubes.

Material: Low-Density Polyethylene **Color:** White



packaging & netting

Packaging Caps PKGC Series

Caplugs No.	Dimensions								Packaging	
	A		B		C		D		Carton Quantity	Mini Pak Quantity
	In	mm	In	mm	In	mm	In	mm		
PKGC-288-1	.380	9.65	.387	9.83	.37	9.40	.50	12.70	20000	4000
PKGC-288-2	.468	11.89	.474	12.04	.44	11.18	.58	14.73	10000	2000
PKGC-288-3	.603	15.32	.610	15.49	.50	12.70	.73	18.54	7500	1500
PKGC-288-4	.722	18.34	.729	18.52	.56	14.22	.84	21.34	4500	900
PKGC-288-5	.843	21.41	.850	21.59	.60	15.24	.96	24.38	3000	600
PKGC-288-6	1.108	28.14	1.115	28.32	.66	16.76	1.22	30.99	1500	300
PKGC-288-7	1.498	38.05	1.515	38.48	.75	19.05	1.65	41.91	1000	200
PKGC-288-8	1.871	47.52	1.903	48.34	.75	19.05	2.03	51.56	500	100
PKGC-288-9	2.375	60.33	2.387	60.63	.75	19.05	2.52	64.01	900	180

Tube End Hanger Plugs TE-HNG Series

Caplugs No.	Fits Tube Size	Dimensions						Packaging	
		A		B		C		Carton Quantity	Mini Pak Quantity
		In	mm	In	mm	In	mm		
TE-1187-HNG	TRO/TRC-1187	1.304	33.11	1.330	33.77	.380	9.65	3000	300

*Anti-roll design

Shallow Tube Plugs for Packaging Tubes STP Series

Caplugs No.	Dimensions										Packaging	
	Nominal Tube I.D.		A		B		C		D		Carton Quantity	Mini Pak Quantity
	In	mm	In	mm	In	mm	In	mm	In	mm		
STP-1-1/2	1.50	38.10	1.520	38.61	1.62	41.15	1.00	25.40	.46	11.68	2500	500
STP-1-3/4	1.75	44.45	1.770	44.96	1.87	47.50	1.00	25.40	.46	11.68	2500	500
STP-2	2.00	50.80	2.025	51.56	2.12	53.85	1.50	38.10	.46	11.68	1000	200
STP-PP-2250	2.25	57.15	2.258	57.35	2.36	59.89	-	-	.43	10.92	2400	480
STP-2-1/2	2.50	63.50	2.530	64.26	2.63	66.80	1.50	38.10	.46	11.68	1000	200
STP-PP-2750	2.75	69.85	2.750	69.85	2.89	73.41	-	-	.43	10.92	1300	260
STP-PP-3	3.00	76.20	3.030	76.96	3.16	80.26	-	-	.48	12.19	1200	240
STP-3-TRI*	3.00	76.20	3.030	76.97	4.17	105.92	2.00	50.80	.50	12.70	400	80
STP-3-1/4	3.25	82.55	3.280	83.32	3.41	86.62	2.00	50.80	.46	11.68	500	100
STP-PP-3500	3.50	88.90	3.505	89.03	3.61	91.57	-	-	.48	12.19	800	220
STP-4	4.00	101.60	4.030	102.87	4.17	105.92	2.00	50.80	.45	11.43	500	100
STP-5	5.00	127.01	5.035	128.02	5.18	131.58	3.00	76.20	.48	12.19	250	50
STP-6	6.00	152.41	6.042	153.42	6.19	157.23	3.50	88.90	.48	12.19	100	20
STP-6-1/16	6.06	153.93	6.105	155.20	6.26	159.01	3.50	88.90	.57	14.48	100	20
STP-PP-8	8.00	203.20	8.025	203.84	8.23	208.92	-	-	.50	12.70	200	40

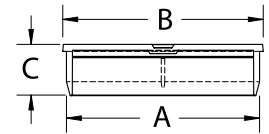
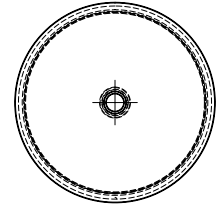
TE Series

Tube End Plugs



TE Series end plugs are designed for Caplugs' ClearView™ plastic tubing. This series fits securely into tubing, creating attractive, unique packaging. While this series was developed for our tubing, its versatile design makes it ideal for a variety of other packaging applications.

Material: Low-Density Polyethylene **Color:** Black



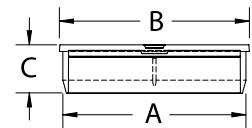
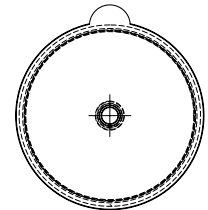
TE-TAB Series

Tube End Plugs with Tabs



TE-TAB Series tube end plugs with tabs have been designed for Caplugs' ClearView™ plastic tubing. This series fits securely into tubing with a thumb tab for easy removal. While it was developed for our tubing, its versatile design makes it ideal for a variety of other packaging applications.

Material: Low-Density Polyethylene **Color:** Black



Tube End Plugs TE Series

Caplugs No.	Fits Tube Size	Dimensions						Packaging	
		A		B		C		Carton Quantity	Mini Pak Quantity
		In	mm	In	mm	In	mm		
TE-500	TRO/TRC-500	.553	14.04	.600	15.23	.320	8.12	5000	1000
TE-625	TRO/TRC-625	.719	18.26	.770	19.55	.320	8.12	5000	1000
TE-750	TRO/TRC-750	.813	20.64	.860	21.84	.320	8.12	5000	1000
TE-875	TRO/TRC-875	.949	24.10	1.000	25.39	.320	8.12	5000	1000
TE-937	TRO/TRC-937	1.034	26.25	1.060	26.91	.380	9.65	5000	1000
TE-1000	TRO/TRC-1000	1.105	28.06	1.140	28.94	.380	9.65	5000	1000
TE-1125	TRO/TRC-1125	1.221	31.00	1.270	32.25	.380	9.65	2500	500
TE-1187	TRO/TRC-1187	1.293	32.83	1.350	34.28	.380	9.65	2500	500
TE-1250	TRO/TRC-1250	1.373	34.86	1.420	36.05	.380	9.65	2250	450
TE-1375	TRO/TRC-1375	1.448	36.76	1.500	38.09	.380	9.65	2000	400
TE-1500	TRO/TRC-1500	1.657	42.07	1.720	43.67	.440	11.17	1500	300
TE-1625	TRO/TRC-1625	1.724	43.77	1.780	45.19	.440	11.17	1500	300
TE-1750	TRO/TRC-1750	1.834	46.57	1.890	47.99	.440	11.17	1250	250
TE-1875	TRO/TRC-1875	1.975	50.15	2.080	52.81	.440	11.17	1000	200
TE-2000	TRO/TRC-2000	2.085	52.94	2.190	55.60	.440	11.17	1000	200
TE-2250	TRO/TRC-2250	2.329	59.13	2.440	61.95	.500	12.70	750	150
TE-2500	TRO/TRC-2500	2.580	65.51	2.700	68.55	.500	12.70	650	130
TE-2625	TRO/TRC-2625	2.720	69.06	2.840	72.11	.500	12.70	600	120
TE-2750	TRO/TRC-2750	2.800	71.09	2.920	74.14	.500	12.70	600	120
TE-3000	TRO/TRC-3000	3.095	78.58	3.220	81.76	.500	12.70	500	100
TE-3500	TRO/TRC-3500	3.585	91.02	3.700	93.94	.560	14.22	350	70

Tube End Plugs with Tabs TE-TAB Series

Caplugs No.	Fits Tube Size	Dimensions						Packaging	
		A		B		C		Carton Quantity	Mini Pak Quantity
		In	mm	In	mm	In	mm		
TE-500-TAB	TRO/TRC-500	.553	14.04	.600	15.23	.320	8.12	5000	1000
TE-625-TAB	TRO/TRC-625	.719	18.26	.770	19.55	.320	8.12	5000	1000
TE-750-TAB	TRO/TRC-750	.813	20.64	.860	21.84	.320	8.12	5000	1000
TE-875-TAB	TRO/TRC-875	.949	24.10	1.000	25.39	.320	8.12	5000	1000
TE-937-TAB	TRO/TRC-937	1.034	26.25	1.060	26.91	.380	9.65	5000	1000
TE-1000-TAB	TRO/TRC-1000	1.105	28.06	1.140	28.94	.380	9.65	5000	1000
TE-1125-TAB	TRO/TRC-1125	1.221	31.00	1.270	32.25	.380	9.65	2500	500
TE-1187-TAB	TRO/TRC-1187	1.293	32.83	1.350	34.28	.380	9.65	2500	500
TE-1250-TAB	TRO/TRC-1250	1.373	34.86	1.420	36.05	.380	9.65	2250	450
TE-1375-TAB	TRO/TRC-1375	1.448	36.76	1.500	38.09	.380	9.65	2000	400
TE-1500-TAB	TRO/TRC-1500	1.657	42.07	1.720	43.67	.440	11.17	1500	300
TE-1625-TAB	TRO/TRC-1625	1.724	43.77	1.780	45.19	.440	11.17	1500	300
TE-1750-TAB	TRO/TRC-1750	1.834	46.57	1.890	47.99	.440	11.17	1250	250
TE-1875-TAB	TRO/TRC-1875	1.975	50.15	2.080	52.81	.440	11.17	1000	200
TE-2000-TAB	TRO/TRC-2000	2.085	52.94	2.190	55.60	.440	11.17	1000	200
TE-2250-TAB	TRO/TRC-2250	2.329	59.13	2.440	61.95	.500	12.70	750	150
TE-2500-TAB	TRO/TRC-2500	2.580	65.51	2.700	68.55	.500	12.70	650	130
TE-2625-TAB	TRO/TRC-2625	2.720	69.06	2.840	72.11	.500	12.70	600	120
TE-2750-TAB	TRO/TRC-2750	2.800	71.09	2.920	74.14	.500	12.70	600	120
TE-3000-TAB	TRO/TRC-3000	3.095	78.58	3.220	81.76	.500	12.70	500	100
TE-3500-TAB	TRO/TRC-3500	3.585	91.02	3.700	93.94	.560	14.22	350	70

VHC Series

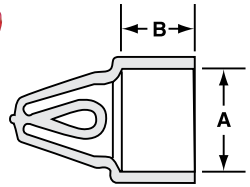
Vinyl Hanger Caps



VHC Series vinyl hanger caps are ideal for tools and packaging solutions that need to be hung. These caps provide a tight fit to prevent them from falling off. VHC Series works well with TRC and TRO ClearView™ tubing.


Material: Vinyl **Color:** Black
Optional Colors: White, Brown, Orange, Red, Green, Gray, Blue, Yellow

Note: VHC Series is available in lengths up to 1.5".



VHR Series

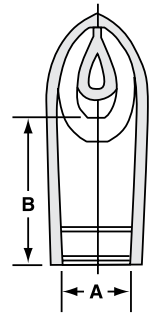
Vinyl Hanger Tips (Round)



VHR Series vinyl hanger tips are round with a hanger tip that sits to the side, allowing parts to hang smoothly. Designed for tools that need to be hung, these caps provide a snug fit to avoid detaching. VHR Series work well with TRC and TRO Series ClearView™ tubing.

Material: Vinyl **Color:** Black
Optional Colors: White, Brown, Orange, Red, Green, Gray, Blue, Yellow

Note: VHR Series is available in lengths up to 2".



VSE Series

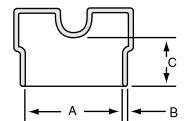
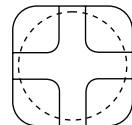
Vinyl Square End Caps



VSE Series vinyl square end caps are used to close the ends of clear tubing. This series is equipped with a square head to prevent rolling during shipment. Its square design also allows containers to stand upright.

Material: Vinyl **Color:** Black
Optional Colors: White, Brown, Orange, Red, Green, Gray, Blue, Yellow

Note: VSE-312 Series is available in lengths up to 2".



packaging & netting

Vinyl Hanger Caps **VHC Series**

Caplugs No.	Dimensions				Packaging	
	A		B		Carton Quantity	Mini Pak Quantity
	In	mm	In	mm		
VHC-531-16	.531	13.49	1.000	25.40	2500	500
VHC-812-16	.812	20.62	1.000	25.40	1500	300
VHC-1062-16	1.062	26.97	1.000	25.40	1200	240
VHC-1375-16	1.375	34.93	1.000	25.40	1000	200
VHC-1437-16	1.437	36.49	1.000	25.40	750	150
VHC-1500-16	1.500	38.10	1.000	25.40	750	150
VHC-1625-16	1.625	41.28	1.000	25.40	750	150
VHC-2000-16	2.000	50.80	1.000	25.40	600	120
VHC-2500-16	2.500	63.50	1.000	25.40	500	100
VHC-3000-16	3.000	76.20	1.000	25.40	250	50

Vinyl Hanger Tips (Round) **VHR Series**

Caplugs No.	Dimensions				Packaging	
	A		B		Carton Quantity	Mini Pak Quantity
	In	mm	In	mm		
VHR-625-8	.625	15.87	.500	12.70	2500	500
VHR-750-12	.750	19.05	.750	19.05	2000	400
VHR-875-12	.875	22.22	.750	19.05	1000	200
VHR-950-12	.950	24.13	.750	19.05	500	n/a
VHR-950-24	.950	24.13	1.500	38.10	500	100

Vinyl Square End Caps **VSE Series**

Caplugs No.	Dimensions						Packaging	
	A		B		C		Carton Quantity	Mini Pak Quantity
	In	mm	In	mm	In	mm		
VSE-312-8	.312	7.92	.040	1.02	.500	12.70	5000	1000
VSE-406-8	.406	10.31	.040	1.02	.500	12.70	5000	1000
VSE-531-8	.531	13.48	.040	1.02	.500	12.70	4000	800
VSE-625-8	.625	15.88	.050	1.27	.500	12.70	1500	300
VSE-687-8	.687	17.44	.050	1.27	.500	12.70	2500	500
VSE-750-12	.750	19.05	.050	1.27	.750	19.05	1500	300
VSE-796-12	.796	20.21	.050	1.27	.750	19.05	1500	300
VSE-812-12	.812	20.62	.050	1.27	.750	19.05	1000	200
VSE-937-16	.937	23.80	.050	1.27	1.000	25.40	1000	200
VSE-1000-16	1.000	25.40	.060	1.52	1.000	25.40	1000	200
VSE-1062-16	1.062	26.97	.060	1.52	1.000	25.40	900	180
VSE-1125-16	1.125	28.57	.060	1.52	1.000	25.40	750	150
VSE-1313-16	1.313	33.35	.060	1.52	1.000	25.40	500	100
VSE-1375-16	1.375	34.93	.060	1.52	1.000	25.40	600	120
VSE-1625-24	1.625	41.28	.060	1.52	1.500	38.10	400	80
VSE-2125-24	2.125	53.98	.070	1.78	1.500	38.10	200	40
VSE-2500-24	2.500	63.50	.070	1.78	1.500	38.10	250	50

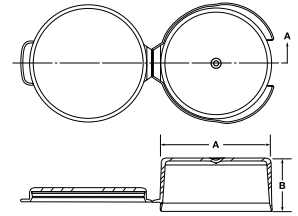
CVC Series

Hinged Containers

CVC Series hinged containers are equipped with a tethered top for constant protection. These containers are ideal for packaging everything from fishing lures to cosmetics, offering the end-user a reusable case to store their product.

- Available in a variety of colors

Material: Polypropylene **Color:** Natural



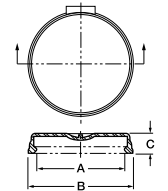
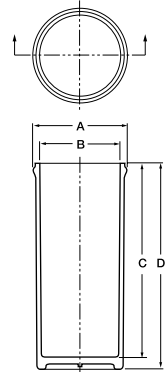
CVV Series

Vials

CVV Series vials are ideal for a wide range of packaging applications. These vials provide a unique packaging alternative that offers the end-user a reusable container. This series is packaged in sets which include both vials and caps.

- Pad printing available
- Available in a variety of translucent and opaque colors

Material: Polypropylene **Color:** Natural



packaging & netting

Hinged Containers CVC Series

Caplugs No.	Dimensions					Packaging	
	A		B			Carton Quantity	Mini Pak Quantity
	In	mm	In	mm			
CVC-1.00-2-HL	.83	21.1	1.43	36.3		1350	270
CVC-1.00-1-1/2-HL	.84	21.2	1.43	36.3		3000	600
CVC-1.25-2-1/2-HL	1.03	26.2	2.41	61.2		1300	260
CVC-1.25-1/2-HL	1.09	27.8	.51	13.0		2500	500
CVC-1.50-1/2-HL	1.47	37.3	.52	13.2		2500	500
CVC-1.50-1-1/2-HL	1.46	37.1	1.43	36.3		1000	200
CVC-1.50-2-1/2-HL	1.45	36.8	2.40	61.0		700	140
CVC-2.00-1/2-TC	1.81	46.0	.49	12.5		500	100
CVC-2.00-1-HL	1.93	49.0	.85	21.6		1000	200
CVC-2.00-3-1/4-HL	1.90	48.3	3.12	79.3		300	60

Vials CVV Series

Caplugs No.	DRAM Size	Fluid Oz.	Dimensions								Packaging	
			A		B		C		D		Carton Quantity	Mini Pak Quantity
			In	mm	In	mm	In	mm	In	mm		
CVV-35ASM	3.5	.44	.975	24.77	.830	21.08	1.400	35.56	1.520	38.61	1500	300
CVV-50ASM	5	.63	.966	24.54	.830	21.08	2.000	50.80	2.120	53.85	1500	300
CVV-70ASM	7	.88	1.116	28.35	.980	24.89	2.050	52.07	2.170	55.12	900	180
CVV-90ASM	9	1.13	1.116	28.35	.980	24.89	2.610	66.29	2.730	69.34	900	180
CVV-120ASM	12	1.50	1.308	33.22	1.160	29.46	2.650	67.31	2.760	70.10	550	110
CVV-150ASM	15	1.88	1.300	33.02	1.160	29.46	3.270	83.06	3.380	85.85	550	110
CVV-200ASM	20	2.50	1.668	42.37	1.520	38.61	2.730	69.34	2.850	72.39	350	70
CVV-250ASM	25	3.13	1.671	42.44	1.520	38.61	3.260	82.80	3.390	86.11	350	70
CVV-400ASM	40	5.00	2.039	51.79	1.890	48.01	3.230	82.04	3.350	85.09	175	35
CVV-500ASM	50	6.25	2.026	51.46	1.890	48.01	4.200	106.68	4.320	109.73	175	35

Cap Dimensions

Caplugs No.	A		B		C	
	In	mm	In	mm	In	mm
CVV-35ASM & CVV-50ASM	.920	23.37	1.090	27.69	.210	5.33
CVV-70ASM & CVV-90ASM	1.080	27.43	1.240	31.50	.210	5.33
CVV-120ASM & CVV-150ASM	1.250	31.75	1.420	36.07	.210	5.33
CVV-200ASM & CVV-250ASM	1.605	40.77	1.780	45.21	.210	5.33
CVV-400ASM & CVV-500ASM	1.980	50.29	2.150	54.61	.210	5.33





more product protection

Caplugs offers additional product protection including plastic hose guards and edge liners that provide functional solutions for a wide variety of applications. Our line of hose guards preserves expensive hydraulic and pneumatic hoses with UV resistant material additives for maximum protection, while offering flexibility and cushioning for optimal performance. Caplugs edge liners are made from standard and conductive materials to cover sharp edges and openings in sheet metal.

Caplugs is more than just caps and plugs. We can design and mold both protective and functional components to meet your specific needs.

CTW Series

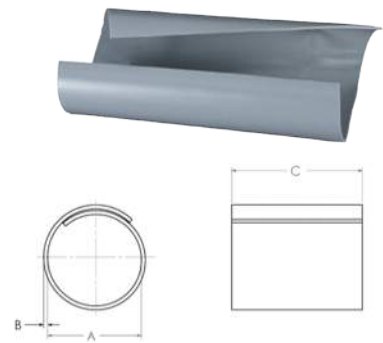


Cut Tube Wrap

CTW Series is designed to wrap and cover tubing, wires or anything to be bundled. It protects products from damage while in storage or during shipping. The parts have flexibility to cover a range of sizes or diameters needed. Standard length is 48".

- Easy to install
- May be ordered to a specific cut length
- Flexible material allows wrap to expand to a range of diameters

Material: FlexTemp (Thermoplastic Rubber) **Color:** Gray



EGL Series



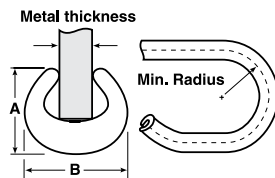
Edge Liners for Sheet Metal and Pipe Ends

EGL Series edge liners offer a convenient method for covering the sharp edges of large or irregularly shaped holes in sheet metal. The series is pressed into place around the perimeter of the hole.

- Provides spacers when stacking sheet metal
- Protects the face of the sheet against scratches
- Protects workers' hands against sharp edges

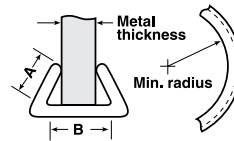
Material: Various **Color:** Black, Natural

Note: Samples are cut to 1 foot.



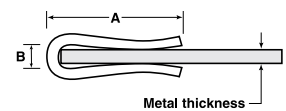
EGL-11-2, EGL-11-3

Material: High-Density Polyethylene
Color: Black



EGL-12-1/4, EGL-12-1/2, EGL-12-3/4

Material: Vinyl
Color: Black



EGL-22-4, EGL-22-6, EGL-22-12 Cut 48"

Material: Low-Density Polyethylene
Color: Natural

GRO Series

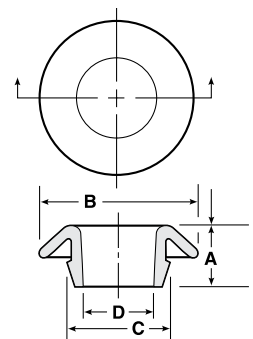


Grommets for Holes in Sheet Metal

GRO Series grommets provide mechanical protection for hoses, tubing, shafts, rods and cables as they pass through holes in sheet metal. Easily snapped into place, they are held securely by a molded bead until deliberately removed.

- UL approved for applications up to 221°F (105°C)

Material: FlexTemp (Thermoplastic Rubber) **Color:** Black



more product protection

Cut Tube Wrap **CTW Series**

Caplugs No.	Suggested Range To Fit A (In)	Dimensions				Packaging	
		B		C		Carton Quantity	Mini Pak Quantity
		In	mm	In	mm		
CTW-1000-060-48.00	1/2 - 1	.060	1.52	48.00	1219.20	100	n/a
CTW-2000-060-48.00	1 - 2	.060	1.52	48.00	1219.20	50	n/a
CTW-3000-060-48.00	2 - 3	.060	1.52	48.00	1219.20	50	n/a

† EGL-22-12 samples are pre-cut to length

Edge Liners for Sheet Metal and Pipe Ends **EGL Series**

Caplugs No.	Dimensions								Packaging	
	Metal Thickness		A		B		Minimum Bend Radius		Length	
	In	mm	In	mm	In	mm	In	mm	Ft	M
EGL-11-2	.05 - .081	1.27 - 2.06	.15	3.81	.17	4.32	.75	19.05	500	152
EGL-11-3	.07 - .121	1.78 - 3.07	.16	4.06	.22	5.59	1.00	25.40	500	152
EGL-12-1/4	.13 - .283	3.30 - 7.19	.20	5.08	.28	7.11	2.00	50.80	150	46
EGL-12-1/2	.25 - .506	6.35 - 12.85	.30	7.62	.50	12.70	2.50	63.50	125	38
EGL-12-3/4	.38 - .759	9.65 - 19.28	.35	8.89	.75	19.05	3.00	76.20	100	31
EGL-22-4	.01 - .120	.25 - 3.05	.65	16.51	.14	3.56	-	-	500	152
EGL-22-6	.11 - .182	2.79 - 4.62	1.00	25.40	.22	5.59	-	-	250	76
EGL-22-12†	.03 - .190	.76 - 4.83	1.92	48.77	.23	5.84	-	-	400 (100 pcs cut in 48" lengths)	123 (100 pcs cut in 1.23m lengths)

Grommets for Holes in Sheet Metal **GRO Series**

Caplugs No.	Dimensions											Packaging		
	Hole Size		Metal Thickness		A		B		C		D		Carton Quantity	Mini Pak Quantity
	In	mm	In	mm	In	mm	In	mm	In	mm	In	mm		
GRO-1/2-UL	.50	12.70	.03 - .08	.76 - 2.03	.28	7.11	.81	20.57	.54	13.72	.41	10.41	5000	1000
GRO-5/8-UL	.62	15.88	.03 - .08	.76 - 2.03	.31	7.87	.93	23.62	.66	16.76	.52	13.21	5000	1000
GRO-3/4-UL	.75	19.05	.03 - .08	.76 - 2.03	.35	8.89	1.06	26.93	.79	20.07	.65	16.51	5000	1000
GRO-7/8-UL	.87	22.23	.03 - .08	.76 - 2.03	.35	8.89	1.19	30.22	.91	23.11	.77	19.55	5000	1000
GRO-1-UL	1.00	25.40	.03 - .08	.76 - 2.03	.35	8.89	1.32	33.53	1.04	26.42	.89	22.61	5000	1000
GRO-1-1/4-UL	1.25	31.75	.03 - .08	.76 - 2.03	.35	8.89	1.60	40.64	1.29	32.77	1.12	28.45	2500	500

UB Series

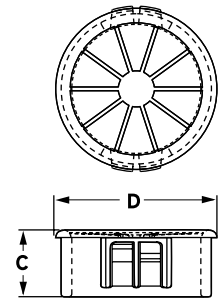


Universal Bushings

UB Series universal bushings feature flexible shutters that will adjust and accommodate any shape from 1/8" to 1". These nylon bushings will absorb vibration while cushioning and insulating cables, tubing, hoses and shafts.

- Only fingertip pressure required for installation

Material: Nylon 6 **Color:** Black



OCB Series

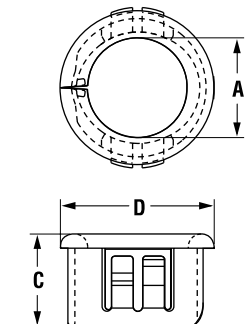


Open/Closed Bushings

OCB Series open/closed bushings allow for side entry and encirclement of pre-assembled harnesses, capillary tubes or other assemblies that have segments larger than the bushing's internal diameter. The OCB series is also ideal for holes that already contain cable or tubing.

- Installation requires only fingertip pressure
- Snap lock into position

Material: Nylon 6 **Color:** Black



SB Series

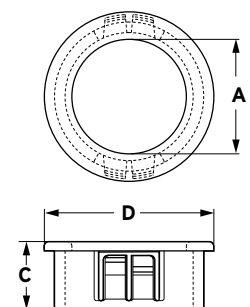


Snap Bushings

SB Series snap bushings convert raw-edged holes to smooth, neat, insulated holes. Once in place these bushings will withstand a push-back force of 35 pounds. The nylon material will insulate and mechanically protect electrical and telecommunication cables, tubing, hoses and utility lines.

- Installation requires only fingertip pressure

Material: Nylon 6 **Color:** Black



more product protection

Universal Bushings **UB Series**

Caplugs No.	Chassis Dimensions				Maximum Inside Diameter		Part Dimensions				Packaging	
	Maximum Thickness		Mounting Hole Diameter				C		D		Carton Quantity	Mini Pak Quantity
	In	mm	In	mm	In	mm	In	mm				
UB-625	.125	3.18	.625	15.88	.437	11.10	.41	10.41	.72	18.29	4000	800
UB-875	.125	3.18	.875	22.23	.562	14.27	.45	11.43	.94	23.88	2000	400
UB-1375	.125	3.18	1.375	34.93	1.000	25.40	.45	11.43	1.49	37.85	500	100

Open/Closed Bushings **OCB Series**

Caplugs No.	Dimensions										Packaging	
	Maximum Thickness		Mounting Hole Diameter		A		C		D		Carton Quantity	Mini Pak Quantity
	In	mm	In	mm	In	mm	In	mm	In	mm		
OCB375-4	.125	3.18	.375	9.53	.265	6.73	.39	9.91	.42	10.69	4000	800
OCB500-5	.125	3.18	.500	12.70	.312	7.92	.41	10.41	.56	14.22	4000	800
OCB625-7	.125	3.18	.625	15.88	.453	11.51	.41	10.41	.69	17.53	1700	340
OCB875-11	.125	3.18	.875	22.23	.671	17.04	.41	10.41	.92	23.37	1500	300
OCB1500-20	.125	3.18	1.500	38.10	1.250	31.75	.42	10.69	1.58	40.13	500	100

Snap Bushings **SB Series**

* Depicts single-chassis design

Caplugs No.	Dimensions										Packaging	
	Maximum Thickness		Mounting Hole Diameter		A		C		D		Carton Quantity	Mini Pak Quantity
	In	mm	In	mm	In	mm	In	mm	In	mm		
SB312-3*	.062	1.57	.312	7.92	.187	4.75	.31	7.87	.38	9.65	2500	500
SB375-3	.125	3.18	.375	9.53	.187	4.75	.41	10.41	.47	11.94	4000	800
SB375-4	.125	3.18	.375	9.53	.250	6.35	.41	10.41	.47	11.94	4000	800
SB437-5	.125	3.18	.437	11.10	.312	7.92	.41	10.41	.53	13.46	5000	1000
SB500-6	.125	3.18	.500	12.70	.391	9.93	.41	10.41	.58	14.73	4000	800
SB562-7	.125	3.18	.562	14.27	.437	11.10	.41	10.41	.66	16.76	3000	600
SB625-8	.125	3.18	.625	15.88	.500	12.70	.41	10.41	.72	18.29	4000	800
SB750-10	.125	3.18	.750	19.05	.609	15.47	.41	10.41	.84	21.34	1700	340
SB875-9	.125	3.18	.875	22.23	.562	14.27	.41	10.41	.95	24.13	2000	400
SB875-10	.125	3.18	.875	22.23	.625	15.88	.41	10.41	.95	24.13	2000	400
SB875-11	.125	3.18	.875	22.23	.687	17.45	.45	11.43	.95	24.13	2000	400
SB1000-12	.125	3.18	1.000	25.40	.766	19.46	.45	11.43	1.13	28.70	1500	300
SB1093-15	.125	3.18	1.093 - 1.125	27.76 - 28.58	.937	23.80	.45	11.43	1.22	30.99	700	140
SB1500-21	.125	3.18	1.500	38.10	1.312	33.32	.45	11.43	1.61	40.89	400	80
SB2000-26	.125	3.18	2.000	38.10	1.640	41.66	.45	11.43	2.13	54.10	400	80
SB2500-31	.250	6.35	2.500	38.10	1.970	50.04	.72	18.29	2.66	67.56	100	20

VGR Series

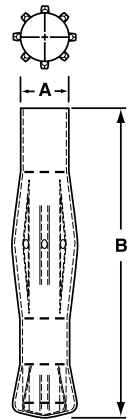


Vinyl Grips


VGR Series vinyl grips are designed with ergonomic gripping ribs. These durable grips provide a snug fit, and without finger nubs, provide comfort for all hand sizes.

- Available in UV resistant vinyl material

Material: Vinyl **Color:** Black **Optional Colors:** White, Brown, Orange, Red, Green, Gray, Blue, Yellow



VNG Series

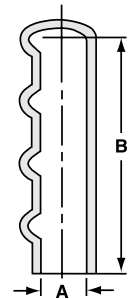


Vinyl Nubbed Grips

VNG Series vinyl nubbed grips are equipped with convenient finger nubs to allow easier gripping. Designed to be used as handles, these reliable grips are durable and attractive.

- Available in UV resistant vinyl material

Material: Vinyl **Color:** Black **Optional Colors:** White, Brown, Orange, Red, Green, Gray, Blue, Yellow



VHG Series

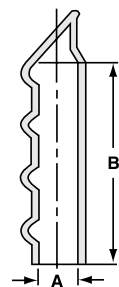


Vinyl Hanger Grips

VHG Series vinyl hanger grips are designed with both finger nubs and a hanger tip that offers easy storage. The grips provide a snug fit to ensure caps do not fall off.

- Available in UV resistant vinyl material

Material: Vinyl **Color:** Black **Optional Colors:** White, Brown, Orange, Red, Green, Gray, Blue, Yellow



more product protection

Vinyl Grips **VGR Series**

Caplugs No.	Dimensions				Packaging	
	A		B		Carton Quantity	Mini Pak Quantity
	In	mm	In	mm		
VGR-710	.710	18.03	4.625	111.48	300	60

Vinyl Nubbed Grips **VNG Series**

Caplugs No.	Dimensions				Packaging	
	A		B		Carton Quantity	Mini Pak Quantity
	To Fit O.D. In	To Fit O.D. mm	In	mm		
VNG-750-72	.750	19.05	4.5	114.30	250	50
VNG-875-72	.875	22.22	4.5	114.30	250	50
VNG-1000-72	1.000	25.40	4.5	114.30	250	50
VNG-1187-72	1.187	30.14	4.5	114.30	250	50
VNG-1250-72	1.250	31.75	4.5	114.30	250	50

Vinyl Hanger Grips **VHG Series**

Caplugs No.	Dimensions				Packaging	
	A		B		Carton Quantity	Mini Pak Quantity
	To Fit O.D. In	To Fit O.D. mm	In	mm		
VHG-625-72	.625	15.88	4.5	114.30	250	50
VHG-750-72	.750	19.05	4.5	114.30	250	50
VHG-875-72	.875	22.22	4.5	114.30	250	50
VHG-1000-72	1.000	25.40	4.5	114.30	250	50

HB Series

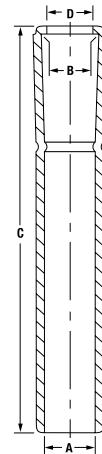


Hose Bend Restrictors

HB Series hose bend restrictors reduce bending stress near the hose coupling junction. This added protection prevents damage to the hose and ultimately extends its life cycle. The upper lip firmly attaches to the coupling, holding the restrictor in place, eliminating the need for costly adhesives or clamps.

- Tapered for easy installation
- Works with a variety of hydraulic and pressure-wash hoses

Material: Vinyl **Color:** Black



SHG Series



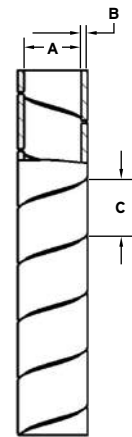

Standard Hose Guards

SHG Series hose guards shield hydraulic, pneumatic and high-pressure hoses from damage and degradation from daily wear. Color coded for convenience, the SHG series is available in a variety of sizes that fit hoses from 3/4" to 6" in diameter. Developed with a smooth finished interior to cushion hoses and a high level of flexibility for ease of movement.

- Increases the life of hoses and preservation of your equipment
- Cut to desired length

Material: High-Density Polyethylene **Color:** Black
Optional Colors: Red, Blue, Green, Yellow, Orange, Gray

Note: Samples are cut to 6" in length.



VOR Series

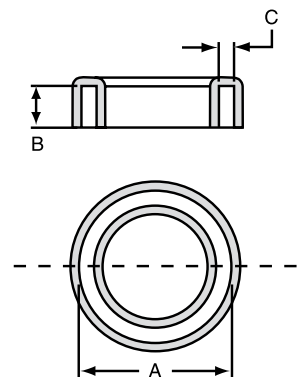


Vinyl O-Rings

VOR Series vinyl O-rings are designed to protect tube ends. Typically used in the automotive, scuba equipment and painting industries, these O-rings provide maximum protection against sharp edges.

- Available in several common sizes
- Slips on easily and maintains a snug fit

Material: Vinyl **Color:** Black **Optional Colors:** White, Brown, Orange, Red, Green, Gray, Blue, Yellow



more product protection

Hose Bend Restrictors **HB Series**

Caplugs No.	Dimensions								Packaging	
	A		B		C		D		Carton Quantity	Mini Pak Quantity
	In	mm	In	mm	In	mm	In	mm		
HB-20	.616	15.65	.699	17.75	5.29	134.37	.625	15.88	300	60
HB-40	.668	16.97	.758	19.25	5.74	145.80	.678	17.22	250	50
HB-60	.750	19.05	.852	21.64	6.43	163.32	.761	19.33	175	35
HB-80	.815	20.70	.926	23.52	6.98	177.29	.827	21.01	175	35
HB-100	.871	22.12	.995	25.27	7.76	197.10	.885	22.48	150	30

Standard Hose Guards **SHG Series**

Caplugs No.	Dimensions						Packaging
	A		B		C		Feet per Carton
	In	mm	In	mm	In	mm	
SHG-050-075	.671	17.04	.075	1.91	.625	15.88	100
SHG-075-118	.750	19.05	.118	3.00	.950	24.13	100
SHG-066-085	.865	21.97	.085	2.16	.750	19.05	100
SHG-100-128	1.000	25.40	.128	3.25	1.250	31.75	100
SHG-125-138	1.250	31.75	.138	3.51	1.350	34.29	100
SHG-150-153	1.500	38.10	.153	3.89	1.500	38.10	100
SHG-200-170	2.000	50.80	.170	4.32	1.600	40.64	50

Vinyl O-Rings **VOR Series**

Caplugs No.	Dimensions						Packaging	
	A		B		C		Carton Quantity	Mini Pak Quantity
	In	mm	In	mm	In	mm		
VOR-1000	1.000	25.40	.350	8.89	.125	3.18	5000	1000
VOR-1230	1.230	31.24	.375	9.53	.350	8.89	1000	200
VOR-1250	1.250	31.75	.350	8.89	.125	3.18	3000	600
VOR-1500	1.500	38.10	.350	8.89	.125	3.18	2500	500
VOR-1700	1.700	43.18	.375	9.53	.320	8.13	1000	200
VOR-1750	1.750	44.45	.350	8.89	.065	1.65	2000	400
VOR-2000	2.000	50.80	.400	10.16	.080	2.03	1500	300
VOR-2190	2.190	55.63	.375	9.53	.320	8.13	1000	200
VOR-2250	2.250	57.15	.350	8.89	.125	3.18	1250	250
VOR-2440	2.440	61.98	.375	9.53	.310	7.87	1000	200
VOR-2510	2.510	63.75	.375	9.53	.630	16.00	500	100
VOR-2750	2.750	69.85	.500	12.70	.065	1.65	500	100
VOR-3700	3.700	93.98	.375	9.53	.320	8.13	500	100
VOR-3765	3.765	95.63	.375	9.53	.880	22.35	500	100
VOR-4195	4.195	106.55	.375	9.53	.320	8.13	500	100
VOR-5515	5.515	140.08	.375	9.53	.660	16.76	250	50

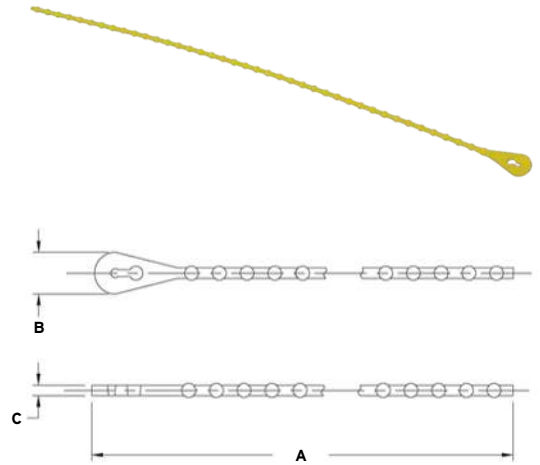
TIE Series

Adjustable Tie Strap

TIE Series is designed to adjust to a range of sizes when pulled tight. An interrupted bead locks the strap to the desired size. It can be easily changed to a different size with the adjustable slip fit lock.

- Easy to install and remove
- Reusable
- Durable

Material: Polypropylene **Color:** Yellow



more product protection

Adjustable Tie Strap **TIE Series**

Caplugs No.	Dimensions						Packaging	
	A		B		C		Carton Quantity	Mini Pak Quantity
	In	mm	In	mm	In	mm		
TIE-EZ-15	10.75	273.05	.38	9.65	.09	2.29	1000	n/a





pipe & flange

Plastic product covers protect a wide variety of pipes, flanges and other fabricated components during shipping and storage. Pipe and flange applications serve as simple and economical protection from dust, debris and moisture which save you time and money.

We protect your fabricated pipes and flanges with parts ranging from .25" to 64!"

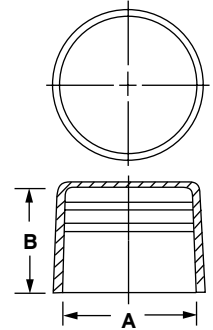
CE Series



Plastic Pipe Cap

CE Series plastic pipe caps protect against damage and debris. CE-309 through CE-326 feature an NPT taper; all others have straight walls.

Material: Low-Density Polyethylene **Color:** See Chart



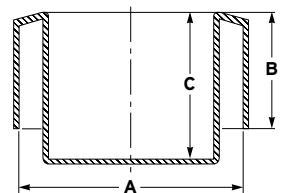
EPN-240 Series



Closed-End Recessed Caps

EPN-240 Series closed-end recessed caps accommodate crane hooks for ease of mobility, loading and unloading.

Material: Linear Low-Density Polyethylene **Color:** Black



Plastic Pipe Cap CE Series

Features internal rib design for self venting and added impact protection.

Caplugs No.	Color	To Fit Thread Size	Dimensions				Packaging			
			A		B		Carton Weight		Carton Quantity	Mini Pak Quantity
			In	mm	In	mm	lbs	kgs		
CE-309	Black	1/4 NPT	.53	13.69	.59	14.99	14	6.4	7000	1400
CE-310	Black	3/8 NPT	.67	17.09	.59	14.99	11	5.0	4000	800
CE-311	Black	1/2 NPT	.84	21.34	.78	19.81	21	9.5	5000	1000
CE-312	Black	3/4 NPT	1.05	26.67	.78	19.81	22	10.0	4000	800
CE-313	Black	1 NPT	1.31	33.40	.97	24.64	37	16.8	4500	900
CE-314	Black	1-1/4 NPT	1.66	42.16	1.00	25.40	35	15.9	2500	500
CE-315	Black	1-1/2 NPT	1.90	48.26	1.00	25.40	33	15.0	2000	400
CE-316	Black	2 NPT	2.37	60.33	1.03	26.16	35	15.9	1200	240
CE-317	Black	2-1/2 NPT	2.87	73.03	1.56	39.62	25	11.3	500	100
CE-318	Black	3 NPT	3.50	88.90	1.63	41.40	27	12.2	400	80
CE-319	Black	3-1/2 NPT	4.00	101.60	1.66	42.16	25	11.3	300	60
CE-320	Black	4 NPT	4.50	114.30	1.72	43.69	22	10.0	225	45
CE-321	Black	5 NPT	5.56	141.30	1.81	45.97	21	9.5	120	24
CE-322	Black	6 NPT	6.62	168.28	1.94	49.28	22	10.0	80	16
CE-324	Black	8 NPT	8.62	219.08	2.13	54.10	32	14.5	80	16
CE-325	Black	10 NPT	10.75	273.05	2.34	59.44	25	11.3	40	8
CE-326	Black	12 NPT	12.75	323.85	2.53	64.26	21	9.5	25	5
CE-14	Black	14 NPT	14.00	355.60	3.00	76.20	18	8.2	16	4
CE-16	Black	16 NPT	16.00	406.40	3.00	76.20	20	9.1	16	6
CE-18	Black	18 NPT	18.00	457.02	3.00	76.20	24	10.9	16	4
CE-20	Black	20 NPT	20.00	507.80	3.00	76.20	27	12.2	14	4
CE-331	Yellow	22 NPT	22.00	558.80	2.36	59.94	39	17.7	22	2
CE-24	Black	24 NPT	24.00	609.36	3.00	76.20	31	14.1	12	2
CE-333	Black	26 NPT	26.00	660.40	4.53	115.06	36	16.3	10	2
CE-334	Black	28 NPT	28.00	711.20	4.53	115.06	41	18.6	10	2
CE-30	Black	30 NPT	30.00	761.70	4.50	114.26	45	20.5	10	2
CE-336	Black	32 NPT	32.00	812.80	4.53	115.06	56	25.4	10	2
CE-36	Black	36 NPT	36.00	914.40	4.53	115.06	64	29.1	10	2
CE-338	Black	40 NPT	40.00	1016.00	4.53	115.06	55	24.9	8	2
CE-340	Black	42 NPT	42.00	1066.80	4.53	115.06	57	25.9	6	2
CE-342	Black	44 NPT	44.00	1117.60	4.92	124.97	58	26.3	5	2
CE-344	Black	48 NPT	48.00	1219.20	4.53	115.06	58	26.3	6	1
CE-346	Black	52 NPT	52.00	1320.80	5.91	150.11	76	34.5	6	1
CE-348	Black	56 NPT	56.00	1422.40	5.91	150.11	90	40.8	6	1
CE-350	Black	60 NPT	60.00	1524.00	5.91	150.11	78	35.4	6	1
CE-352	Black	64 NPT	64.00	1625.60	5.91	150.11	85	38.6	4	1

Closed-End Recessed Caps EPN-240 Series

Caplugs No.	Nominal Pipe Size	Maximum Wall Thickness		Dimensions						Packaging	
				A		B		C		Carton Quantity	Mini Pak Quantity
				In	mm	In	mm	In	mm		
EPN-240-4	4	.551	14	4.500	114.30	3.54	89.92	2.36	59.94	70	n/a
EPN-240-6	6	.630	16	6.625	168.28	3.54	89.92	2.56	65.02	30	n/a
EPN-240-8	8	.551	14	8.625	168.28	3.54	89.92	2.36	59.94	25	n/a
EPN-240-10	10	.591	15	10.750	273.05	3.54	89.92	3.62	91.95	20	n/a
EPN-240-10-A	10	.906	23	10.750	273.05	3.54	89.92	3.62	91.95	13	n/a
EPN-240-12	12	.591	15	12.750	323.85	3.54	89.92	3.62	91.95	9	n/a
EPN-240-14	14	.591	15	14.000	355.60	3.54	89.92	3.62	91.95	12	n/a
EPN-240-16	16	.630	16	16.000	406.40	3.54	89.92	3.62	91.95	12	n/a
EPN-240-18	18	.630	16	18.000	457.20	3.62	91.95	3.74	95.00	10	n/a
EPN-240-20	20	.630	16	20.000	508.00	3.62	91.95	3.74	95.00	10	n/a
EPN-240-24	24	.866	22	24.000	609.60	4.49	114.05	4.61	117.09	6	n/a
EPN-240-28	28	.866	22	28.000	711.20	4.72	119.89	5.12	130.05	6	n/a
EPN-240-30	30	.866	22	30.000	762.00	4.72	119.89	5.12	130.05	10	n/a
EPN-240-32	32	.906	23	32.000	812.80	4.72	119.89	5.12	130.05	10	n/a
EPN-240-36	36	.906	23	36.000	914.40	4.72	119.89	5.12	130.05	10	n/a
EPN-240-40	40	1.063	27	40.000	1016.00	4.72	119.89	5.12	130.05	6	n/a

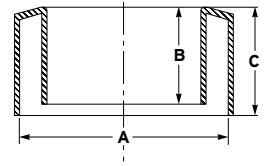
EPN-250 Series



Open-End Beveled-Edge Protectors

EPN-250 Series open-end beveled-edge protectors allow for hookable lifting. The durable protectors are easy to install and remain securely on pipe until removal.

Material: Linear Low-Density Polyethylene **Color:** Black



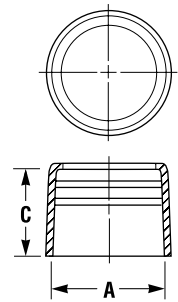
OE Series



Open-End Thread Protectors Traditional Design

OE Series open-end thread protectors with traditional design shield threaded pipes and conduits during shipping, storage and transit, including locking bead to fit snugly.

Material: Low-Density Polyethylene **Color:** Various



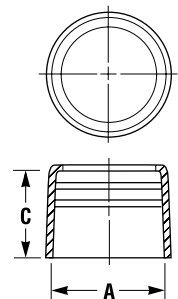
OE Series



Open-End Thread Protectors New Tear-Ring Design

OE Series open-end thread protectors with tear-ring design include vertical ribs to slide over threads. The newly patented design includes Grip It and Rip It™ technology for quick and easy removal. The OE Series also includes an internal bead that keeps moisture from threads.

Material: Low-Density Polyethylene **Color:** Various
Patent No.: 8,051,879



GRIP IT & RIP IT™ Design

Open-End Beveled-Edge Protectors EPN-250 Series

Caplugs No.	Nominal Pipe Size	Maximum Wall Thickness		Dimensions						Packaging	
				A		B		C		Carton Quantity	Mini Pak Quantity
				In	mm	In	mm	In	mm		
EPN-250-8	8	.551	14	8.625	219.08	2.36	59.94	3.54	89.92	35	n/a
EPN-250-10	10	.591	15	10.750	273.05	3.62	91.95	3.54	89.92	20	n/a
EPN-250-12	12	.591	15	12.750	323.85	3.54	89.92	3.54	89.92	9	n/a
EPN-250-12-A	12	1.024	26	12.750	323.85	3.62	91.95	3.54	89.92	9	n/a
EPN-250-14	14	.591	15	14.000	355.60	3.62	91.95	3.54	89.92	12	n/a
EPN-250-16	16	.630	16	16.000	406.40	3.74	95.00	3.54	89.92	12	n/a
EPN-250-18	18	.630	16	18.000	457.20	3.74	95.00	3.62	91.95	10	n/a
EPN-250-20	20	.630	16	20.000	508.00	3.74	95.00	3.62	91.95	10	n/a
EPN-250-24	24	.866	22	24.000	609.60	4.61	117.09	4.49	114.05	6	n/a

Open-End Thread Protectors Traditional Design OE Series

Caplugs No.	Nominal Pipe Size	RMC Color	IMC Color	Dimensions				Packaging			
				A		C		Carton Weight (approx)		Carton Quantity	Mini Pak Quantity
				In	mm	In	mm	lbs	kgs		
OE-311	1/2	Black	Yellow	.840	21.34	.78	19.81	22	10.0	5000	1000
OE-312	3/4	Red	Green	1.050	26.67	.78	19.81	20	9.1	3500	700
OE-313	1	Blue	Orange	1.315	33.40	.97	24.64	30	13.6	4000	800
OE-314	1-1/4	Red	Green	1.660	42.16	1.00	25.40	29	13.2	2500	500
OE-315	1-1/2	Black	Yellow	1.900	48.26	1.00	25.40	28	12.7	2000	400
OE-316	2	Blue	Orange	2.375	60.33	1.03	26.16	27	12.2	1200	240
OE-317	2-1/2	Black	Yellow	2.875	73.03	1.56	39.62	23	10.4	600	120
OE-318	3	Blue	Orange	3.500	88.90	1.63	41.40	20	9.1	400	80
OE-319	3-1/2	Black	Yellow	4.000	101.60	1.66	42.16	18	8.2	300	60
OE-320	4	Blue	Orange	4.500	114.30	1.72	43.69	16	7.3	225	45
OE-321	5	Blue	-	5.563	141.30	1.81	45.97	15	6.8	120	24
OE-322	6	Blue	-	6.625	168.28	1.94	49.28	15	6.8	80	16

Open-End Thread Protectors New Tear-Ring Design OE Series

Caplugs No.	Nominal Pipe Size	RMC Color	IMC Color	Dimensions				Packaging			
				A		C		Carton Weight (approx)		Carton Quantity	Mini Pak Quantity
				In	mm	In	mm	lbs	kgs		
OE-0500	1/2	Black	Yellow	.823	20.90	.83	21.08	22	48.4	5000	1000
OE-0750	3/4	Red	Green	1.030	26.16	.84	21.34	25	11.3	3500	700
OE-1000	1	Blue	Orange	1.295	32.89	1.00	25.40	39	17.8	4000	800
OE-1250	1-1/4	Red	Green	1.640	41.66	1.03	26.16	34	15.2	2500	500
OE-1500	1-1/2	Black	Yellow	1.880	47.75	1.05	26.67	31	14.2	2000	400
OE-2000	2	Blue	Orange	2.355	59.82	1.18	29.97	26	11.9	1200	240
OE-2500	2-1/2	Black	Yellow	2.860	72.64	1.76	44.70	29	63.8	600	120
OE-3000	3	Blue	Orange	3.478	88.34	1.82	46.23	24	52.8	400	80
OE-3500	3-1/2	Black	Yellow	3.973	100.91	1.87	47.50	9	19.8	100	20
OE-4000	4	Blue	Orange	4.468	113.49	1.92	48.77	20	44.0	225	45
OE-5000	5	Blue	-	5.542	140.77	2.03	51.56	17	37.4	120	24
OE-6000	6	Blue	-	6.580	167.13	2.11	53.59	8	17.6	40	8
OE-8000	8	Black	-	8.582	217.98	2.33	59.18	12	26.4	40	8
OE-10000	10	Black	-	10.673	271.09	2.55	64.77	13	28.6	30	6

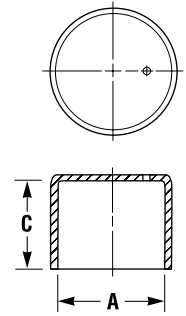
VP Series




Vented Pipe Caps

VP Series vented pipe capes are equipped with ventilation to prevent pressure build-up that can cause accidental pop off. The caps prevent damage and contamination with effortless attachment.

Material: Low-Density Polyethylene **Color:** Blue



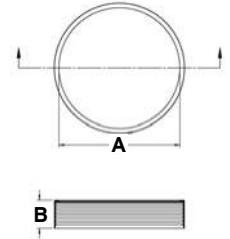
FPC Series



Fabricated Pipe Caps

FPC Series fabricated pipe caps are manufactured to fit any size up to 60," including fractional inches. A simple attachment is assured because caps are made with high-density polyethylene top and flexible, low-density polyethylene skirt. The caps also provide an economical alternative to the cumbersome two-piece cap.

Material: High-Density Polyethylene (Top),
Low-Density Polyethylene (Skirt)
Color: Black



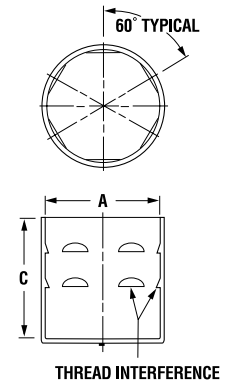
PCAS Series



American Standard Caps (12-thread)

PCAS Series American Standard caps (12-thread) are designed to fit ASTM-A120 standard schedule 40 pipe. The caps protect the longer thread form associated with piping used in water wells and irrigation. An interrupted bead assures the cap is locked in place.

Material: Low-Density Polyethylene **Color:** Orange



Vented Pipe Caps VP Series

Caplugs No.	Dimensions					Packaging	
	American Standard (In)	A		C		Carton Quantity	Mini Pak Quantity
		In	mm	In	mm		
VP-200	2	2.375	60.30	1.00	25.40	500	100
VP-300	3	3.500	88.90	1.50	38.10	200	40
VP-400	4	4.500	114.30	1.50	38.10	300	60
VP-600	6	6.625	168.28	1.75	45.45	120	24
VP-800	8	8.625	219.08	2.00	50.80	70	14

Fabricated Pipe Caps FPC Series

Caplugs No.	Pipe Size	Dimension A	Dimension B	Carton Quantity
	In	In	In	
FPC-32	32	32	4.5	5
FPC-34	34	34	4.5	5
FPC-36	36	36	4.5	4
FPC-38	38	38	4.5	4
FPC-40	40	40	4.5	4
FPC-42	42	42	4.5	4
FPC-44	44	44	4.5	4
FPC-48	48	48	4.5	4
FPC-52	52	52	4.5	2
FPC-56	56	56	4.5	2
FPC-60	60	60	4.5	2

American Standard Caps (12-thread) PCAS Series

Caplugs No.	Dimensions					Packaging	
	To Cap NPT Size	A		C		Carton Quantity	Mini Pak Quantity
		In	mm	In	mm		
PCAS-1080	1-1/2	1.865	47.37	1.75	44.45	250	50
PCAS-1081	2	2.352	59.74	2.50	63.50	500	100
PCAS-1082	2-1/2	2.852	72.44	2.88	73.15	300	60
PCAS-1557	3	3.422	86.92	2.98	75.69	200	40

CLT Series

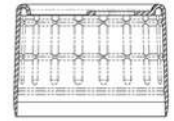
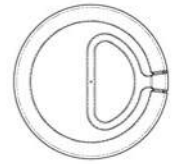


Standard Duty Long Thread Well Casing

CLT Series standard duty long thread well casings are designed with recyclable polyethylene and cover long threads on exposed well casing pin ends for rig ready shipments. The casing includes tear-ring for easy removal and installation; meets standard duty requirements.

Material: Low-Density Polyethylene **Color:** Black

GRIP IT & RIP IT™ Design



CST Series

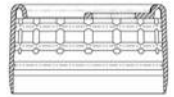
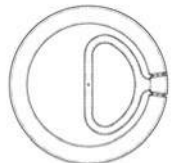


Standard Duty Short Thread Well Casing

CST Series standard duty short thread well casings are designed with recyclable polyethylene and cover short threads on exposed well casing pin ends for rig ready shipments. The casing includes tear-ring for easy removal and installation; meets standard duty requirements.

Material: Low-Density Polyethylene **Color:** Black

GRIP IT & RIP IT™ Design



NUO Series

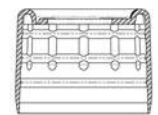


Standard Duty Non-Upset End Tubing Protection

NUO Series standard duty non-upset end tubing protection guards exposed tubing pin ends. It is easily installed and removed with a non-threaded, push-on design and a tear ring; meets standard duty requirements. The protection is made with recyclable polyethylene.

Material: Low-Density Polyethylene **Color:** Black

GRIP IT & RIP IT™ Design



Standard Duty Long Thread Well Casing **CLT Series**

Caplugs No.	To Fit Casing (In)	Thread Type	Description	API Class	Carton Quantity	Mini Pak Quantity
CLT-4500-3000	4-1/2	LTC Long Thread	Pin Open End	Standard Duty	40	n/a
CLT-5000-3375	5	LTC Long Thread	Pin Open End	Standard Duty	40	n/a
CLT-5500-3500	5-1/2	LTC Long Thread	Pin Open End	Standard Duty	65	n/a
CLT-6625-3875	6-5/8	LTC Long Thread	Pin Open End	Standard Duty	35	n/a
CLT-7000-4000	7	LTC Long Thread	Pin Open End	Standard Duty	35	n/a
CLT-7625-4125	7-5/8	LTC Long Thread	Pin Open End	Standard Duty	25	n/a
CLT-9625-4750	9-5/8	LTC Long Thread	Pin Open End	Standard Duty	20	n/a

Standard Duty Short Thread Well Casing **CST Series**

Caplugs No.	To Fit Casing (In)	Thread Type	Description	API Class	Carton Quantity	Mini Pak Quantity
CST-4500-2000	4-1/2	STC Short Thread	Pin Open End	Standard Duty	50	n/a
CST-4500-2625	4-1/2	STC Short Thread	Pin Open End	Standard Duty	50	n/a
CST-5000-2500	5	STC Short Thread	Pin Open End	Standard Duty	40	n/a
CST-5000-2750	5	STC Short Thread	Pin Open End	Standard Duty	35	n/a
CST-5500-2875	5-1/2	STC Short Thread	Pin Open End	Standard Duty	30	n/a
CST-6625-3125	6-5/8	STC Short Thread	Pin Open End	Standard Duty	42	n/a
CST-7000-2375	7	STC Short Thread	Pin Open End	Standard Duty	60	n/a
CST-7000-3125	7	STC Short Thread	Pin Open End	Standard Duty	42	n/a
CST-7625-3250	7-5/8	STC Short Thread	Pin Open End	Standard Duty	35	n/a
CST-8625-3000	8-5/8	STC Short Thread	Pin Open End	Standard Duty	32	n/a
CST-9625-3375	9-5/8	STC Short Thread	Pin Open End	Standard Duty	24	n/a
CST-10750-3500	10-3/4	STC Short Thread	Pin Open End	Standard Duty	16	n/a

Standard Duty Non-Upset End Tubing Protection **NUO Series**

Caplugs No.	To Fit NUE Tubing (In)	Description	API Class	Carton Quantity	Mini Pak Quantity
NUO-2375	2-3/8	Pin Open End	Standard Duty	100	n/a
NUO-2875	2-7/8	Pin Open End	Standard Duty	100	n/a
NUO-3500	3-1/2	Pin Open End	Standard Duty	100	n/a

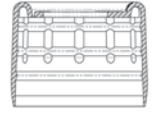
UEO Series



Standard Duty External Upset End Tubing Protection

UEO Series standard duty external upset end tubing protection guards exposed tubing pin ends. The protection is easily installed and removed with a non-threaded, push-on design and a tear ring; meets standard duty requirements. It is made with recyclable polyethylene.

Material: Low-Density Polyethylene **Color:** Black



GRIP IT & RIP IT™ Design

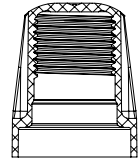
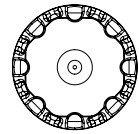
PSR Series



Polished Sucker-Rod Protectors

PSR Series polished sucker rod protectors provide excellent impact protection for high grade, polished stainless steel. The protectors screw on threaded ends for maximum retention and easy removal with socket tools or wrenches.

Material: High-Density Polyethylene **Color:** Color coded by size



SSR Series

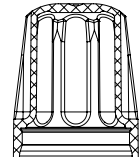
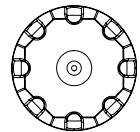


Sucker-Rod Protectors

SSR Series sucker rod protectors feature a non-threaded design and provide excellent impact security. The protectors are easily removed with socket tools or wrenches.

Material: High-Density Polyethylene **Color:** Black

Note: **SR Series is still available.**
Please visit caplugs.com/pipeandflange to view our full line.



Standard Duty External Upset End Tubing Protection **UEO Series**

Caplugs No.	To Fit NUE Tubing (In)	Description	API Class	Carton Quantity	Mini Pak Quantity
UEO-2375	2-3/8	Pin Open End	Standard Duty	100	n/a
UEO-2875	2-7/8	Pin Open End	Standard Duty	100	n/a
UEO-3500	3-1/2	Pin Open End	Standard Duty	100	n/a
UEO-4500	4-1/2	Pin Open End	Standard Duty	80	n/a

Polished Sucker-Rod Protectors **PSR Series**

Caplugs No.	To Cap Rod Size (In)	Color	Carton Quantity	Mini Pak Quantity
PSR-0625	5/8	Red	600	120
PSR-0750	3/4	Yellow	400	80
PSR-0875	7/8	Orange	500	100
PSR-1000	1	Blue	300	60

Sucker-Rod Protectors **SSR Series**

Caplugs No.	To Cap Rod Size (In)	Carton Quantity	Mini Pak Quantity
SSR-0625	5/8	600	120
SSR-0750	3/4	400	80
SSR-0875	7/8	500	100
SSR-1000	1	300	60
SSR-1125	1-1/8	200	40

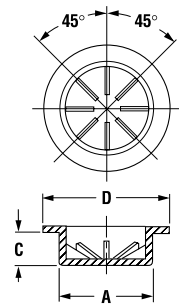
FPN Series



Sucker-Rod Plugs

FPN Series plugs protect sucker-rod couplings, but have a versatile design that is ideal for a wide range of applications where a greater degree of protection is necessary.

Material: Low-Density Polyethylene **Color:** Black



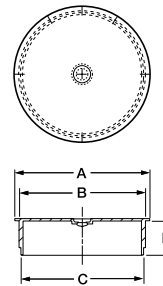
PVCP Series




Pipe Plugs

PVCP Series pipe plugs are designed with straight walls and provide a tight seal that prevents leaks or other damage.

Material: Low-Density Polypropylene **Color:** Red



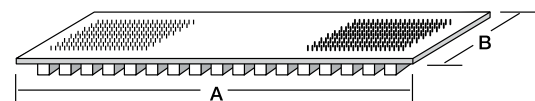
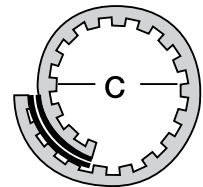
DR Series



Ding Ring Wrap-Arounds

DR Series ding ring wrap-arounds are universal adjustable rings that protect gear and tube sections of various sizes. The rings are made of soft, flexible PVC for maximum impact protection and can be cleaned for reuse.

Material: Flexible PVC **Color:** Red



Sucker-Rod Plugs **FPN Series**

Caplugs No.	Dimensions							Packaging	
	To Plug Rod Size (In)	A		C		D		Carton Quantity	Mini Pak Quantity
		In	mm	In	mm	In	mm		
FPN-5	5/8	.975	24.77	.38	9.53	1.38	35.05	3500	700
FPN-6	3/4	1.100	27.94	.38	9.53	1.50	38.10	2500	500
FPN-7	7/8	1.225	31.12	.38	9.53	1.69	42.93	2000	400
FPN-8	1	1.415	35.94	.38	9.53	2.00	50.80	1500	300

Pipe Plugs **PVCP Series**

Caplugs No.	Dimensions								Packaging	
	A		B		C		D		Carton Quantity	Mini Pak Quantity
	In	mm	In	mm	In	mm	In	mm		
PVCP-11/4-SDR 26/32	1.62	41.13	1.53	38.85	1.52	38.59	.55	13.96	2500	1000
PVCP-11/2-SDR 26	1.86	47.23	1.75	44.56	1.74	44.18	.55	13.96	2000	750
PVCP-2-SDR 26	2.34	59.41	2.18	55.53	2.17	55.10	.60	15.23	2500	500
PVCP-2 1/2-SDR 32	2.84	72.11	2.71	68.91	2.69	68.30	.65	16.50	1500	300
PVCP-3-SDR 41	3.47	88.10	3.34	84.83	3.31	84.04	.75	19.04	800	200
PVCP-3 1/2-SDR 41	3.96	100.54	3.81	96.84	3.78	95.97	.75	19.04	600	120
PVCP-4-SDR 41	4.46	113.24	4.26	108.36	4.24	107.65	.75	19.04	450	120
PVCP-5-SDR 41	5.51	139.90	5.26	133.68	5.22	132.54	.85	21.58	300	80
PVCP-8-SDR 41	8.59	218.10	8.22	208.78	8.16	207.18	1.00	25.39	100	20

Ding Ring Wrap-Arounds **DR Series**

Caplugs No.	Dimensions						Packaging	
	A		B		C		Carton Quantity	Mini Pak Quantity
	In	mm	In	mm	In	mm		
DR-1	12.75	323.86	1.00	25.40	Fits tube O.D. from 1 to 4	25.40 to 101.60	200	n/a
DR-2	16.25	412.75	1.50	38.10	Fits tube O.D. from 1 to 5	25.40 to 127.00	200	n/a
DR-3	22.00	558.80	3.00	76.20	Fits tube O.D. from 1 to 7	25.40 to 177.80	100	n/a

HU, FHU and VC Series



Hammer Union Protection

HU, FHU and VC Series hammer union protection is designed with high durometer vinyl for durability and impact resistance that covers machined threads and sealing surfaces. The HU Series protection includes a unique ergonomic handle for easy use.

Material: Vinyl **Color:** Color coded by working pressure

Note: Additional sizes are being added. Call 1-888-CAPPLUGS or check www.caplugs.com for the latest information. If you don't find the size you need in our standard offering, we'll build it for you.

- * Only sold in full carton quantities
- ** Must sample VC style for length fit.
We can accommodate different lengths.



HU Series



FHU Series



VC Series

Our hammer union protection is **30% less expensive** than current comparable products.

Hammer Union Protection HU, FHU and VC Series

HU Caplugs No.	Figure	Working Pressure	To Fit Nominal Pipe Size (In)	Color	HU Carton Quantity*	FHU Caplugs No. Threaded For Female Sub	FHU Carton Quantity*	VC Caplugs No. Non-Threaded For Female**	VC Carton Quantity*
HU-100-2	100	1,000	2	Yellow	50			VC-3500-32	100
HU-100-3	100	1,000	3	Yellow	50			VC-4875-32	100
HU-100-4	100	1,000	4	Yellow	50			VC-6125-32	50
HU-100-5	100	1,000	5	Yellow	50			VC-7250-28	40
HU-100-6	100	1,000	6	Yellow	50			VC-8750-32	30
HU-206-2	200/206/207	2,000	2	Yellow	50			VC-3375-28	200
HU-206-3	200/206/207	2,000	3	Yellow	50			VC-4813-32	100
HU-206-4	200/206/207	2,000	4	Yellow	50			VC-6125-32	50
HU-206-6	200/206/207	2,000	6	Yellow	50			VC-8750-32	30
HU-206-8	200/206/207	2,000	8	Yellow	25	FHU-206-8 w/tab	10	n/a	n/a
HU-400-2	400	4,000	2	Red	100	FHU-400-2	50	n/a	n/a
HU-400-3	400	4,000	3	Red	50	FHU-400-3	50	n/a	n/a
HU-602-2	602	6,000	2	Grey	100			VC-3500-32	100
HU-602-3	602	6,000	3	Grey	50			VC-5187-26	100
HU-602-4	602	6,000	4	Grey	50			VC-6000-28	90
HU-1002-4L	1002	10,000	4 (Long)	Black	50	FHU-1002-4	50	VC-6000-28	90
HU-1002-4S	1002	10,000	4 (Short)	Black	50			VC-6000-28	90
HU-1002-5	1002	10,000	5	Black	50			VC-7375-32	50
HU-1002-6	1002	10,000	6	Black	50			VC-8750-32	30
HU-1003-3	1003	10,000	3	Green	50			VC-5625-32	50
HU-1003-4/5	1003	10,000	4-5	Green	50			VC-6875-32	50
HU-1502-1	1502	15,000	1	Red	100			VC-2750-28	200
HU-1502-1 1/2	1502	15,000	1-1/2	Red	100			VC-3500-32	100
HU-1502-2	1502	15,000	2	Red	50	FHU-1502-2	50	VC-4000-32	100
HU-1502-3	1502	15,000	3	Red	50	FHU-1502-3	50	VC-5187-26	100
HU-1502-3HD	1502	15,000	3 (Heavy Duty)	Red	25	FHU-1502-3HD	25	VC-5500-28	100
HU-1502-4	1502	15,000	4	Red	50	FHU-1502-4	50	VC-6000-28	90
HU-1502-5	1502	15,000	5	Red	50			VC-7500-32	50
HU-1502-6	1502	15,000	6	Red	50			VC-8750-32	30

TLF Series

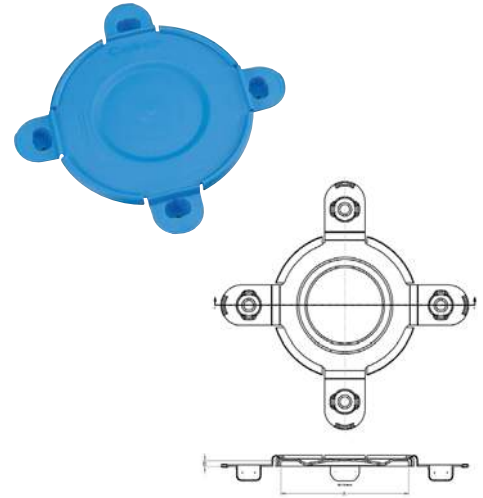
Toggle Lock Flange Covers



TLF Series toggle lock flange covers feature a patented design with four hinged plugs that can be individually pressed into bolt holes for faster installation than traditional covers. The covers include a thick pad for impact protection with reinforced walls to reduce warping while allowing greater surface contact. The new hinged lug design also allows for a paint hook, or can be moved if the use of a bolt is needed.

Material: Low-Density Polyethylene **Color:** Blue, Red or Black
Patent No.: US 8,671,911; US D659,808

150 pressure class - Standard color: Blue or Red
300 through 2500 pressure class - Standard color: Black



Easy Installation



Easy Removal



Toggle Lock Flange Covers TLF Series

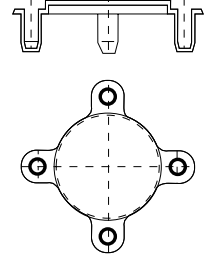
Caplugs No.	Pressure Class (lb)	Nominal Pipe Size (In)	API Nominal Flange Size	Carton Quantity	Mini Pak Quantity
TLF-150-0500	150	1/2		800	160
TLF-150-0750	150	3/4		700	140
TLF-150-1000	150	1		600	120
TLF-150-1250	150	1-1/4		500	100
TLF-150-1500	150	1-1/2		400	80
TLF-150-2000	150	2		300	60
TLF-150-2500	150	2-1/2		200	40
TLF-150-3000	150	3		200	40
TLF-150-3500	150	3-1/2		150	30
TLF-150-4000	150	4		150	30
TLF-150-6000	150	6		100	20
TLF-150-8000	150	8		30	6
TLF-150-10000	150	10		30	6
TLF-150-12000	150	12		40	8
TLF-150-14000	150	14		25	5
TLF-300-0500	300	1/2		700	140
TLF-300-0750	300	3/4		500	100
TLF-300-1000	300	1		400	80
TLF-300-1250	300	1-1/4		300	60
TLF-300-1500	300	1-1/2		250	50
TLF-300-2000	300	2		200	40
TLF-300-2500	300	2-1/2		150	30
TLF-300-3000	300	3		125	25
TLF-300-3500	300	3-1/2		100	20
TLF-300-4000	300	4		80	16
TLF-300-6000	300	6		50	10
TLF-300-8000	300	8		30	6
TLF-300-10000	300	10		30	6
TLF-300-12000	300	12		40	8
TLF-300-14000	300	14		50	10
TLF-600-4000	600	4	4-1/16 2000 #	100	20
TLF-600-6000	600	6	7-1/16 2000 #	30	6
TLF-600-8000	600	8	9 2000 #	30	6
TLF-600-10000	600	10	11 2000 #	30	6
TLF-600-12000	600	12	13-5/8 2000 #	50	10
TLF-900-2000	900/1500	2	2-1/16 3000 #	100	20
TLF-900-3000	900	3	3-1/8 3000 #	75	15
TLF-900-4000	900	4	4-1/16 3000 #	50	10
TLF-900-6000	900	6	7-1/16 3000 #	30	6
TLF-1500-3000	1500	3	3-1/8 5000 #	50	10
TLF-1500-4000	1500	4	4-1/16 5000 #	50	10
TLF-1500-6000	1500	6	7-1/16 5000 #	25	5
TLF-2500-2000	2500	2		100	20
TLF-2500-3000	2500	3		50	10

FC Series

Snap-In Flange Protectors

FC Series snap-in flange protectors fit into bolt holes with minimal pressure and no fastening devices. The protectors are resistant to petroleum residue.

Material: Low-Density Polyethylene
Color: Blue - 150 lb. series Black - 300 lb. series

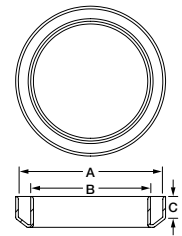


WNC Series

Weld Neck Covers

WNC Series weld neck covers protect the neck end of the flange, opposite raised-face, to avoid damage in transit or storage. Covers are commonly used by carbon and stainless steel flange manufacturers.

Material: Vinyl **Color:** Black

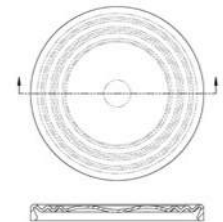


RFP Series

Raised-Face Flange Protectors

RFP Series raised-face flange protectors are designed for ANSI B-16.5 pressure classes 400, 600, 900, 1500 and 2500 lb. The protectors provide superior impact protection for raised-face surfaces with no fasteners required. It also helps reduce SKU inventory and serves as a low temperature paint mask.

Material: Low-Density Polyethylene **Color:** Red



Snap-In Flange Protectors **FC Series**

Caplugs No.	Dimensions		Carton Weight		Packaging		Caplugs No.	Dimensions		Carton Weight		Packaging	
	Nominal Size (In)		lbs	kgs	Carton Quantity	Mini Pak Quantity		Nominal Size (In)		lbs	kgs	Carton Quantity	Mini Pak Quantity
Used on 125 & 150 lb.						Used on 300, 400 & 600 lb.							
FC-150-0500	1/2		34	15.4	800	160	FC-300-0500	1/2		25	11.3	800	160
FC-150-0750	3/4		26	11.8	800	160	FC-300-0750	3/4		21	9.5	500	100
FC-150-1	1		45	20.4	600	120	FC-300-1	1		16	7.3	400	80
FC-150-1500	1-1/2		32	14.5	400	80	FC-300-1500	1-1/2		20	9.1	250	50
FC-150-2	2		15	6.8	200	40	FC-300-2	2		15	6.8	150	30
FC-150-3	3		13	5.9	100	20	FC-300-3	3		15	6.8	100	20
FC-150-4	4		17	7.7	100	20	FC-300-4 †	4		15	6.8	80	16
FC-150-6	6		23	10.4	90	18	FC-300-6 †	6		28	12.7	100	20
FC-150-8	8		49	22.2	100	20	FC-300-8 †	8		38	17.2	100	20
FC-150-10	10		46	20.9	60	12	FC-300-10 †	10		36	16.3	60	12
FC-150-12	12		48	21.8	40	8	FC-300-12 †	12		83	37.6	30	6

† Will fit 300 lb. flanges only

Weld Neck Covers **WNC Series**

Caplugs No.	Dimensions							Packaging	
	Nominal Pipe Size (In)	A		B		C		Carton Quantity	Mini Pak Quantity
		In	mm	In	mm	In	mm		
WNC-0500	1/2	.84	21.3	n/a	n/a	.270	6.86	2500	500
WNC-1000	1	1.29	32.8	.96	24.4	.150	3.81	2500	500
WNC-1500	1-1/2	1.90	48.3	1.50	38.1	.150	3.81	1000	200
WNC-2000	2	2.38	60.5	1.94	49.3	.250	6.35	750	150
WNC-3000	3	3.50	88.9	2.90	73.7	.500	12.7	250	50
WNC-4000	4	4.50	114.0	3.83	97.3	.500	12.7	250	50
WNC-6000	6	6.63	168.0	5.76	146.0	.630	16.0	100	20
WNC-8000	8	8.63	219.0	7.63	194.0	.630	16.0	50	10

Raised-Face Flange Protectors **RFP Series**

Caplugs No.	Pressure Class (lb)	Nominal Pipe Size (In)	Carton Quantity	Mini Pak Quantity
RFP-1000	400, 600, 900, 1500, 2500	1	1250	250
RFP-2000	400, 600, 900, 1500, 2500	2	500	100
RFP-2500	400, 600, 900, 1500, 2500	2-1/2	400	80
RFP-3000	400, 600, 900, 1500, 2500	3	300	60
RFP-4000	400, 600, 900, 1500, 2500	4	200	40
RFP-6000	400, 600, 900, 1500, 2500	6	100	20
RFP-8000	400, 600, 900, 1500, 2500	8	75	15

FAF Series

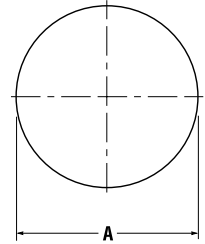
Full-Face Protectors



FAF Series full-face protectors are self-adhesive covers that conceal the entire face of the flange and sealing surface. The protective back is easily peeled off for quick installation and leaves no residue on the flange after removal. Protectors are sized in accordance to ANSI B-16.5 and ANSI B-16.47.

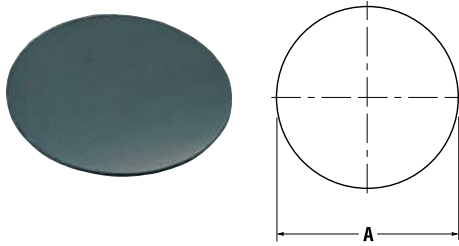
Material: High-Density Polyethylene **Color:** Black

All standard die-cut flange covers are 1/16" thick. Alternative materials and thicknesses are available, please call 1-888-CAPPLUGS for further information.



Caplugs No.	Dimensions			Packaging
	Nominal Size	A		Minimum Sales Quantity
	In	In	mm	
75 Class Pressure Rating				
FAF-75-26	26	30.00	762.00	2
FAF-75-28	28	32.00	812.80	2
FAF-75-30	30	34.00	863.60	2
FAF-75-32	32	36.00	914.40	2
FAF-75-34	34	38.00	965.20	2
FAF-75-36	36	40.69	1033.53	2
FAF-75-38	38	42.69	1084.33	2
FAF-75-40	40	44.69	1135.13	2
FAF-75-42	42	46.69	1185.93	2
FAF-75-44	44	49.25	1250.95	2
FAF-75-46	46	51.25	1301.75	2
FAF-75-48	48	53.25	1352.55	2
150 Class Pressure Rating				
FAF-150-1/2	1/2	3.50	88.87	100
FAF-150-3/4	3/4	3.88	98.55	75
FAF-150-1	1	4.25	107.91	50
FAF-150-1-1/4	1-1/4	4.63	117.43	50
FAF-150-1-1/2	1-1/2	5.00	126.95	50
FAF-150-2	2	6.00	152.34	35
FAF-150-2-1/2	2-1/2	7.00	177.80	25
FAF-150-3	3	7.50	190.43	25
FAF-150-3-1/2	3-1/2	8.50	215.90	20
FAF-150-4	4	9.00	228.51	15
FAF-150-5	5	10.00	253.90	15
FAF-150-6	6	11.00	279.40	10
FAF-150-8	8	13.50	342.77	8
FAF-150-10	10	16.00	406.24	5
FAF-150-12	12	19.00	482.41	4
FAF-150-14	14	21.00	533.19	4
FAF-150-16	16	23.50	596.67	2
FAF-150-18	18	25.00	634.75	2
FAF-150-20	20	27.50	698.23	2
FAF-150-22	22	29.50	749.30	2
FAF-150-24	24	32.00	812.80	2
FAF-150-26A	26	34.25	869.95	2
FAF-150-26B	26	30.94	785.88	2
FAF-150-28A	28	36.50	927.10	2
FAF-150-28B	28	32.94	836.68	2
FAF-150-30A	30	38.75	984.25	2
FAF-150-30B	30	34.94	887.48	2
FAF-150-32A	32	41.75	1060.45	2
FAF-150-32B	32	37.06	941.32	2
FAF-150-34A	34	43.75	1111.25	2
FAF-150-34B	34	39.56	1004.82	2
FAF-150-36A	36	46.00	1168.40	2
FAF-150-36B	36	41.62	1057.15	2
FAF-150-38A	38	48.75	1238.25	2
FAF-150-38B	38	44.25	1123.95	2
FAF-150-40A	40	50.75	1289.05	2
FAF-150-40B	40	46.25	1174.75	2
FAF-150-42A	42	53.00	1346.20	2
FAF-150-42B	42	48.25	1225.55	2
300 Class Pressure Rating				
FAF-300-1/2	1/2	3.75	95.21	75
FAF-300-3/4	3/4	4.63	117.43	50
FAF-300-1	1	4.88	123.90	50
FAF-300-1-1/4	1-1/4	5.25	133.30	40

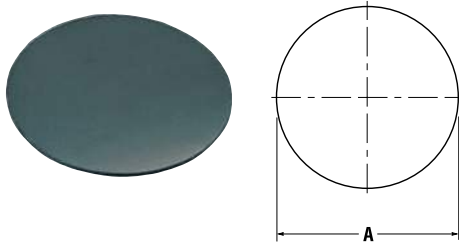
FAF Series Full-Face Protectors (cont.)



Caplugs No.	Dimensions			Packaging
	Nominal Size	A		Minimum Sales Quantity
		In	In	
300 Class Pressure Rating (cont.)				
FAF-300-1-1/2	1-1/2	6.19	157.16	35
FAF-300-2	2	6.50	165.04	30
FAF-300-2-1/2	2-1/2	7.50	190.43	25
FAF-300-3	3	8.25	209.47	20
FAF-300-3-1/2	3-1/2	9.00	228.51	15
FAF-300-4	4	10.00	253.90	15
FAF-300-5	5	11.00	279.29	10
FAF-300-6	6	12.50	317.38	10
FAF-300-8	8	15.00	380.85	5
FAF-300-10	10	17.50	444.33	5
FAF-300-12	12	20.50	520.50	4
FAF-300-14	14	23.00	583.97	2
FAF-300-16	16	25.50	647.45	2
FAF-300-18	18	28.00	710.92	2
FAF-300-20	20	30.50	774.70	2
FAF-300-22	22	33.00	838.20	2
FAF-300-24	24	36.00	914.40	2
FAF-300-26A	26	38.25	971.55	2
FAF-300-26B	26	34.12	866.65	2
FAF-300-28A	28	40.75	1035.05	2
FAF-300-28B	28	36.25	920.75	2
FAF-300-30A	30	43.00	1092.20	2
FAF-300-30B	30	39.00	990.60	2
FAF-300-32A	32	45.25	1149.35	2
FAF-300-32B	32	41.50	1054.10	2
FAF-300-34A	34	47.50	1206.50	2
FAF-300-34B	34	43.62	1107.95	2
FAF-300-36A	36	50.00	1270.00	2
FAF-300-36B	36	46.12	1171.45	2
FAF-300-38A	38	46.00	1168.40	2
FAF-300-38B	38	48.12	1222.25	2
FAF-300-40A	40	48.75	1238.25	2
FAF-300-40B	40	50.12	1273.05	2
FAF-300-42A	42	50.75	1289.05	2
FAF-300-42B	42	52.50	1333.50	2
400 Class Pressure Rating				
FAF-400-1/2	1/2	3.75	95.25	75
FAF-400-3/4	3/4	4.62	117.35	50
FAF-400-1	1	4.88	123.95	50
FAF-400-1 1/4	1-1/4	5.25	133.35	40
FAF-400-1 1/2	1-1/2	6.12	155.45	35
FAF-400-2	2	6.50	165.10	35
FAF-400-2 1/2	2-1/2	7.50	190.50	25
FAF-400-3	3	8.25	209.55	20
FAF-400-3 1/2	3-1/2	9.00	228.60	15
FAF-400-4	4	10.00	254.00	15

Caplugs No.	Dimensions			Packaging
	Nominal Size	A		Minimum Sales Quantity
	In	In	mm	
400 Class Pressure Rating (cont.)				
FAF-400-5	5	11.00	279.40	10
FAF-400-6	6	12.50	317.50	10
FAF-400-8	8	15.00	381.00	5
FAF-400-10	10	17.50	444.50	5
FAF-400-12	12	20.50	520.70	4
FAF-400-14	14	23.00	584.20	2
FAF-400-16	16	25.50	647.70	2
FAF-400-18	18	28.00	711.20	2
FAF-400-20	20	30.50	774.70	2
FAF-402-22	20	33.00	838.20	2
FAF-400-24	24	36.00	914.40	2
FAF-400-26A	26	38.25	971.55	2
FAF-400-26B	26	33.50	850.90	2
FAF-400-28A	28	40.75	1035.05	2
FAF-400-28B	28	36.00	914.40	2
FAF-400-30A	30	43.00	1092.20	2
FAF-400-30B	30	38.25	971.55	2
FAF-400-32A	32	45.25	1149.35	2
FAF-400-32B	32	40.75	1035.05	2
FAF-400-34A	34	47.50	1206.50	2
FAF-400-34B	34	42.75	1085.85	2
FAF-400-36A	36	50.00	1270.00	2
FAF-400-36B	36	45.50	1155.70	2
FAF-400-38A	38	47.50	1206.50	2
FAF-400-38B	38	47.50	1206.50	2
FAF-400-40A	40	50.00	1270.00	2
FAF-400-40B	40	50.00	1270.00	2
FAF-400-42A	42	52.00	1320.80	2
FAF-400-42B	42	52.00	1320.80	2
600 Class Pressure Rating				
FAF-600-1/2	1/2	3.75	95.25	75
FAF-600-3/4	3/4	4.62	117.35	50
FAF-600-1	1	4.88	123.95	50
FAF-600-1 1/4	1-1/4	5.25	133.35	50
FAF-600-1 1/2	1-1/2	6.12	155.45	35
FAF-600-2	2	6.50	165.10	30
FAF-600-2 1/2	2-1/2	7.50	190.50	25
FAF-600-3	3	8.25	209.55	20
FAF-600-3 1/2	3-1/2	9.00	228.60	15
FAF-600-4	4	10.75	273.05	10
FAF-600-5	5	13.00	330.20	8
FAF-600-6	6	14.00	355.60	5
FAF-600-8	8	16.50	419.10	5
FAF-600-10	10	20.00	508.00	4
FAF-600-12	12	22.00	558.80	4
FAF-600-14	14	23.75	603.25	2
FAF-600-16	16	27.00	685.80	2
FAF-600-18	18	29.25	742.95	2
FAF-600-20	20	32.00	812.80	2
FAF-600-22	22	34.25	869.95	2
FAF-600-24	24	37.00	939.80	2
FAF-600-26A	26	40.00	1016.00	2
FAF-600-26B	26	35.00	889.00	2
FAF-600-28A	28	42.25	1073.15	2
FAF-600-28B	28	37.50	952.50	2
FAF-600-30A	30	44.50	1130.30	2
FAF-600-30B	30	40.25	1022.35	2

FAF Series Full-Face Protectors (cont.)



Caplugs No.	Dimensions			Packaging
	Nominal Size	A		Minimum Sales Quantity
		In	In	
600 Class Pressure Rating (cont.)				
FAF-600-32A	32	47.00	1193.80	2
FAF-600-32B	32	42.75	1085.85	2
FAF-600-34A	34	49.00	1244.60	2
FAF-600-34B	34	45.75	1162.05	2
FAF-600-36A	36	51.75	1314.45	2
FAF-600-36B	36	47.75	1212.85	2
FAF-600-38A	38	50.00	1270.00	2
FAF-600-38B	38	50.00	1270.00	2
FAF-600-40A	40	52.00	1320.80	2
FAF-600-40B	40	52.00	1320.80	2
900 Class Pressure Rating				
FAF-900-1/2	1/2	4.75	120.65	50
FAF-900-3/4	3/4	5.12	130.05	50
FAF-900-1	1	5.88	149.35	40
FAF-900-1 1/4	1-1/4	6.25	158.75	40
FAF-900-1 1/2	1-1/2	7.00	177.80	25
FAF-900-2	2	8.50	215.90	20
FAF-900-2 1/2	2-1/2	9.62	244.35	15
FAF-900-3	3	9.50	241.30	15
FAF-900-4	4	11.50	292.10	10
FAF-900-5	5	13.75	349.25	8
FAF-900-6	6	15.00	381.00	5
FAF-900-8	8	18.50	469.90	4
FAF-900-10	10	21.50	546.10	4
FAF-900-12	12	24.00	609.60	2
FAF-900-14	14	25.25	641.35	2
FAF-900-16	16	27.75	704.85	2
FAF-900-18	18	31.00	787.40	2
FAF-900-20	20	33.75	857.25	2
FAF-900-24	24	41.00	1041.40	2
FAF-900-26A	26	42.75	1085.85	2
FAF-900-26B	26	40.25	1022.35	2
FAF-900-28A	28	46.00	1168.40	2
FAF-900-28B	28	43.50	1104.90	2
FAF-900-30A	30	48.50	1231.90	2
FAF-900-30B	30	46.50	1181.10	2
FAF-900-32A	32	51.75	1314.45	2
FAF-900-32B	32	48.75	1238.25	2
FAF-900-34A	34	55.00	1397.00	2
FAF-900-34B	34	51.75	1314.45	2
1500 Class Pressure Rating				
FAF-1500-1/2	1/2	4.75	120.65	50
FAF-1500-3/4	3/4	5.12	130.05	50
FAF-1500-1	1	5.88	149.35	40
FAF-1500-1 1/4	1-1/4	6.25	158.75	35
FAF-1500-1 1/2	1-1/2	7.00	177.80	25

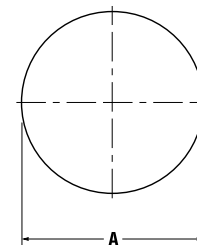
Caplugs No.	Dimensions			Packaging
	Nominal Size	A		
	In	In	mm	Minimum Sales Quantity
1500 Class Pressure Rating (cont.)				
FAF-1500-2	2	8.50	215.90	20
FAF-1500-2 1/2	2-1/2	9.62	244.35	15
FAF-1500-3	3	10.50	266.70	10
FAF-1500-4	4	12.25	311.15	10
FAF-1500-5	5	14.75	374.65	5
FAF-1500-6	6	15.50	393.70	5
FAF-1500-8	8	19.00	482.60	4
FAF-1500-10	10	23.00	584.20	2
FAF-1500-12	12	26.50	673.10	2
FAF-1500-14	14	29.50	749.30	2
FAF-1500-16	16	32.50	825.50	2
FAF-1500-18	18	36.00	914.40	2
FAF-1500-20	20	38.75	984.25	2
FAF-1500-24	24	46.00	1168.40	2
2500 Class Pressure Rating				
FAF-2500-1/2	1/2	5.25	133.35	50
FAF-2500-3/4	3/4	5.50	139.70	40
FAF-2500-1	1	6.25	158.75	35
FAF-2500-1 1/4	1-1/4	7.25	184.15	25
FAF-2500-1 1/2	1-1/2	8.00	203.20	20
FAF-2500-2	2	9.25	234.95	15
FAF-2500-2 1/2	2-1/2	10.50	266.70	10
FAF-2500-3	3	12.00	304.80	10
FAF-2500-4	4	14.00	355.60	8
FAF-2500-5	5	16.50	419.10	5
FAF-2500-6	6	19.00	482.60	4
FAF-2500-8	8	21.75	552.45	4
FAF-2500-10	10	26.50	673.10	2
FAF-2500-12	12	30.00	762.00	2

FAR Series

Raised-Face Protectors



FAR Series raised-face protectors are self-adhesive covers that preserve sealing surfaces on any ANSI B-16.5 and ANSI B-16.47 raised-face flange. The protective back is easily peeled off for quick installation and leaves no residue on the flange after removal.



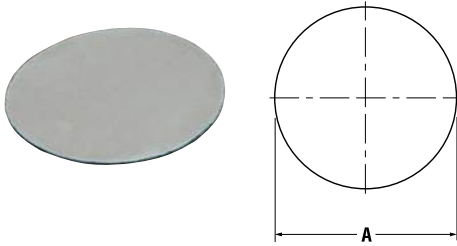
Material: High-Density Polyethylene **Color:** Black

All standard die-cut flange covers are 1/16" thick. Alternative materials and thicknesses are available, please call 1-888-CAPPLUGS for further information.

Caplugs No.	Dimensions			Packaging
	Nominal Size	A		Minimum Sales Quantity
In	In	mm		
All Classes				
FAR-1/2	1/2	1.38	35.05	250
FAR-3/4	3/4	1.69	42.93	250
FAR-1	1	2.00	50.80	200
FAR-1-1/4	1-1/4	2.50	63.50	150
FAR-1-1/2	1-1/2	2.88	73.15	100
FAR-2	2	3.62	91.95	75
FAR-2-1/2	2-1/2	4.12	104.65	75
FAR-3	3	5.00	127.00	50
FAR-3-1/2	3-1/2	5.50	139.70	50
FAR-4	4	6.19	157.23	35
FAR-5	5	7.31	185.67	25
FAR-6	6	8.50	215.90	20
FAR-8	8	10.62	269.75	10
FAR-10	10	12.75	323.85	10
FAR-12	12	15.00	381.00	5
FAR-14	14	16.25	412.75	5
FAR-16	16	18.50	469.90	5
FAR-18	18	21.00	533.40	4
FAR-20	20	23.00	584.20	2
FAR-22	22	25.25	641.35	2
FAR-24	24	27.25	692.15	2
26" to 48" Class Pressure Rating A 150 Flanges				
FAR-26A	26	29.50	749.30	2
FAR-28A	28	31.50	800.10	2
FAR-30A	30	33.75	857.25	2
FAR-32A	32	36.00	914.40	2
FAR-34A	34	38.00	965.20	2
FAR-36A	36	40.25	1022.35	2
FAR-38A	38	42.25	1073.15	2
FAR-40A	40	44.25	1123.95	2
FAR-42A	42	47.00	1193.80	2
FAR-44A	44	49.00	1244.60	2
FAR-46A	46	51.00	1295.40	2
FAR-48A	48	53.50	1358.90	2
26" to 50" Class Pressure Rating B 150 Flanges				
FAR-150-26B	26	28.00	711.20	2
FAR-150-28B	28	30.00	762.00	2

Caplugs No.	Dimensions			Packaging
	Nominal Size	A		Minimum Sales Quantity
	In	In	mm	
26" to 50" Class Pressure Rating B 150 Flanges (cont.)				
FAR-150-30B	30	32.00	812.80	2
FAR-150-32B	32	34.00	863.60	2
FAR-150-34B	34	36.25	920.75	2
FAR-150-36B	36	38.25	971.55	2
FAR-150-38B	38	40.25	1022.35	2
FAR-150-40B	40	42.50	1079.50	2
FAR-150-42B	42	44.50	1130.30	2
FAR-150-44B	44	46.50	1181.10	2
FAR-150-46B	46	48.62	1234.95	2
FAR-150-48B	48	50.75	1289.05	2
FAR-150-50B	50	52.75	1339.85	2
26" to 50" Class Pressure Rating A 300 Flanges				
FAR-300-26A	26	29.50	749.30	2
FAR-300-28A	28	31.50	800.10	2
FAR-300-30A	30	33.75	857.25	2
FAR-300-32A	32	36.00	914.40	2
FAR-300-34A	34	38.00	965.20	2
FAR-300-36A	36	40.25	1022.35	2
FAR-300-38A	38	40.50	1028.70	2
FAR-300-40A	40	42.75	1085.85	2
FAR-300-42A	42	44.75	1136.65	2
FAR-300-44A	44	47.00	1193.80	2
FAR-300-46A	46	49.00	1244.60	2
FAR-300-48A	48	51.25	1301.75	2
FAR-300-50A	50	53.50	1358.90	2
26" to 48" Class Pressure Rating B 300 Flanges				
FAR-300-26B	26	29.00	736.60	2
FAR-300-28B	28	31.00	787.40	2
FAR-300-30B	30	33.25	844.55	2
FAR-300-32B	32	35.50	901.70	2
FAR-300-34B	34	37.50	952.50	2
FAR-300-36B	36	39.75	1009.65	2
FAR-300-38B	38	41.75	1060.45	2
FAR-300-40B	40	43.88	1114.55	2
FAR-300-42B	42	46.00	1168.40	2
FAR-300-44B	44	48.00	1219.20	2
FAR-300-46B	46	50.00	1270.00	2
FAR-300-48B	48	52.25	1327.15	2
26" to 50" Class Pressure Rating A 400 Flanges				
FAR-400-26A	26	29.50	749.30	2
FAR-400-28A	28	31.50	800.10	2
FAR-400-30A	30	33.75	857.25	2
FAR-400-32A	32	36.00	914.40	2
FAR-400-34A	34	38.00	965.20	2
FAR-400-36A	36	40.25	1022.35	2
FAR-400-38A	38	40.75	1035.05	2
FAR-400-40A	40	43.00	1092.20	2
FAR-400-42A	42	45.00	1143.00	2
FAR-400-44A	44	47.25	1200.15	2
FAR-400-46A	46	49.50	1257.30	2
FAR-400-48A	48	51.50	1308.10	2
FAR-400-50A	50	53.62	1361.95	2
26" to 50" Class Pressure Rating B 400 Flanges				
FAR-400-26B	26	28.00	711.20	2
FAR-400-28B	28	30.00	762.00	2
FAR-400-30B	30	32.25	819.15	2
FAR-400-32B	32	34.38	873.25	2

FAR Series Raised-Face Protectors (cont.)



Caplugs No.	Dimensions			Packaging
	Nominal Size	A		Minimum Sales Quantity
	In	In	mm	
26" to 50" Class Pressure Rating B 400 Flanges (cont.)				
FAR-400-34B	34	36.50	927.10	2
FAR-400-36B	36	38.62	980.95	2
FAR-400-38B	38	40.75	1035.05	2
FAR-400-40B	40	43.00	1092.20	2
FAR-400-42B	42	45.00	1143.00	2
FAR-400-44B	44	47.25	1200.15	2
FAR-400-46B	46	49.50	1257.30	2
FAR-400-48B	48	51.50	1308.10	2
FAR-400-50B	50	53.62	1361.95	2
26" to 48" Class Pressure Rating A 600 Flanges				
FAR-600-26A	26	29.50	749.30	2
FAR-600-28A	28	31.50	800.10	2
FAR-600-30A	30	33.75	857.25	2
FAR-600-32A	32	36.00	914.40	2
FAR-600-34A	34	38.00	965.20	2
FAR-600-36A	36	40.25	1022.35	2
FAR-600-38A	38	41.50	1054.10	2
FAR-600-40A	40	43.75	1111.25	2
FAR-600-42A	42	46.00	1168.40	2
FAR-600-44A	44	48.25	1225.55	2
FAR-600-46A	46	50.25	1276.35	2
FAR-600-48A	48	52.50	1333.50	2
26" to 48" Class Pressure Rating B 600 Flanges				
FAR-600-26B	26	28.62	726.95	2
FAR-600-28B	28	30.88	784.35	2
FAR-600-30B	30	33.12	841.25	2
FAR-600-32B	32	35.25	895.35	2
FAR-600-34B	34	37.50	952.50	2
FAR-600-36B	36	39.75	1009.65	2
FAR-600-38A	38	41.50	1054.10	2
FAR-600-40B	40	43.75	1111.25	2
FAR-600-42B	42	46.00	1168.40	2
FAR-600-44B	44	48.25	1225.55	2
FAR-600-46B	46	50.25	1276.35	2
FAR-600-48B	48	52.50	1333.50	2
26" to 46" Class Pressure Rating A 900 Flanges				
FAR-900-26A	26	29.50	749.30	2
FAR-900-28A	28	31.50	800.10	2
FAR-900-30A	30	33.75	857.25	2
FAR-900-32A	32	36.00	914.40	2
FAR-900-34A	34	38.00	965.20	2
FAR-900-36A	36	40.25	1022.35	2
FAR-900-38A	38	43.25	1098.55	2
FAR-900-40A	40	45.75	1162.05	2
FAR-900-42A	42	47.75	1212.85	2
FAR-900-44A	44	50.00	1270.00	2
FAR-900-46A	46	52.50	1333.50	2

Caplugs No.	Dimensions			Packaging
	Nominal Size	A		Minimum Sales Quantity
	In	In	mm	
26" to 46" Class Pressure Rating B 900 Flanges				
FAR-900-26B	26	30.00	762.00	2
FAR-900-28B	28	32.25	819.15	2
FAR-900-30B	30	34.50	876.30	2
FAR-900-32B	32	36.50	927.10	2
FAR-900-34B	34	39.00	990.60	2
FAR-900-36B	36	40.50	1028.70	2
FAR-900-38B	38	43.25	1098.55	2
FAR-900-40B	40	45.75	1162.05	2
FAR-900-42B	42	47.75	1212.85	2
FAR-900-44B	44	50.00	1270.00	2
FAR-900-46B	46	52.50	1333.50	2
26" to 50" Class Pressure Rating B 75 Flanges				
FAR-75-26B	26	27.75	704.85	2
FAR-75-28B	28	29.75	755.65	2
FAR-75-30B	30	31.75	806.45	2
FAR-75-32B	32	33.75	857.25	2
FAR-75-34B	34	35.75	908.05	2
FAR-75-36B	36	38.00	965.20	2
FAR-75-38B	38	40.00	1016.00	2
FAR-75-40B	40	42.00	1066.80	2
FAR-75-42B	42	44.00	1117.60	2
FAR-75-44B	44	46.25	1174.75	2
FAR-75-46B	46	48.25	1225.55	2
FAR-75-48B	48	50.25	1276.35	2
FAR-75-50B	50	52.25	1327.15	2

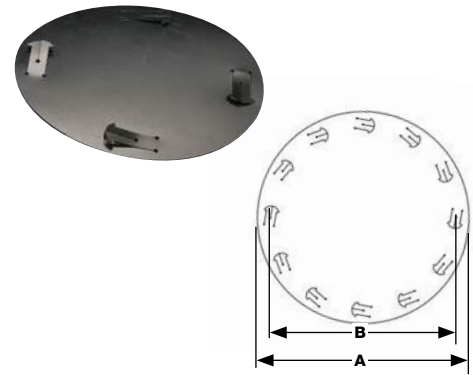
FFP Series

Finger-Lock Flange Covers



FFP Series finger-lock flange covers feature a die-cut configuration with locking bolt hole tabs to keep protector in place without adhesive or separate fasteners.

Material: Low-Density Polyethylene **Color:** Black



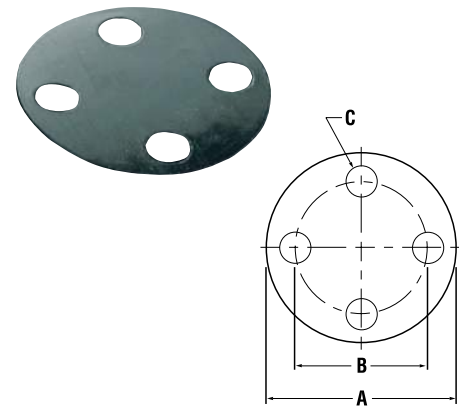
FAN Series

Flange Covers with Bolt Holes



FAN Series flange covers with bolt holes securely cover the full face of any ANSI B-16.5 and ANSI B-16.47 flanges and sealing surfaces with use of additional plugs (FBH Series) or cable ties (CAB Series) through four bolt holes.

Material: High-Density Polyethylene **Color:** Black



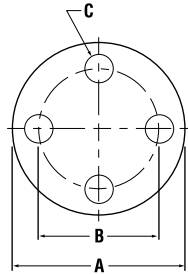
Finger-Lock Flange Covers **FFP Series**

Caplugs No.	Nominal Pipe Size (In)	Dimension A (In)	Dimension B (In)	Carton Quantity
FFP-150-1	1	4.25	3.12	50
FFP-150-2	2	6.00	4.75	50
FFP-300-6	6	12.50	10.62	50
FFP-600-4	4	10.75	8.50	50
FFP-900-6	6	15.00	12.50	50
FFP-1500-6	6	15.50	12.50	50
FFP-2500-2	2	9.25	6.75	50

Flange Covers with Bolt Holes **FAN Series**

Caplugs No.	Dimensions						Min Sales Quantity	Fasteners		
	Nominal Pipe Size (In)	A		B		C		Matching Bolt Hole Plug	Cable Tie	
	In	mm	In	mm	In	mm				
75 Class Pressure Rating										
FAN-75-26	26	30.00	762.00	28.50	723.90	.81	20.62	5	FBH-750	CAB-B11SOM
FAN-75-28	28	32.00	812.80	30.50	774.70	.81	20.62	4	FBH-750	CAB-B11SOM
FAN-75-30	30	34.00	863.60	32.50	825.50	.81	20.62	2	FBH-750	CAB-B11SOM
FAN-75-32	32	36.00	914.40	34.50	876.30	.81	20.62	2	FBH-750	CAB-B11SOM
FAN-75-34	34	38.00	965.20	36.50	927.10	.81	20.62	2	FBH-750	CAB-B11SOM
FAN-75-36	36	40.69	1033.53	39.06	992.12	.94	23.93	2	FBH-875	CAB-B11SOM
FAN-75-38	38	42.69	1084.33	41.06	1042.92	.94	23.93	2	FBH-875	CAB-B11SOM
FAN-75-40	40	44.69	1135.13	43.06	1093.72	.94	23.93	2	FBH-875	CAB-B11SOM
FAN-75-42	42	46.69	1185.93	45.06	1144.52	.94	23.93	2	FBH-875	CAB-B11SOM
FAN-75-44	44	49.25	1250.95	47.38	1203.45	1.06	26.97	2	FBH-1000	CAB-B11SOM
FAN-75-46	46	51.25	1301.75	49.38	1254.25	1.06	26.97	2	FBH-1000	CAB-B11SOM
FAN-75-48	48	53.25	1352.55	51.38	1305.05	1.06	26.97	2	FBH-1000	CAB-B14SOM
FAN-75-50	50	55.25	1403.35	53.38	1355.85	1.06	26.97	2	FBH-1000	CAB-B14SOM
FAN-75-52	52	57.38	1457.45	55.50	1409.70	1.06	26.97	2	FBH-1000	CAB-B14SOM
FAN-75-54	54	59.38	1508.25	57.50	1460.50	1.06	26.97	2	FBH-1000	CAB-B14SOM
150 Class Pressure Rating										
FAN-150-1/2	1/2	3.50	88.90	2.38	60.45	.68	17.32	150	FBH-625	CAB-B7SOM
FAN-150-3/4	3/4	3.88	98.55	2.75	69.85	.68	17.32	150	FBH-625	CAB-B7SOM
FAN-150-1	1	4.25	107.95	3.12	79.25	.68	17.32	100	FBH-625	CAB-B7SOM
FAN-150-1-1/4	1-1/4	4.62	117.35	3.50	88.90	.68	17.32	100	FBH-625	CAB-B7SOM
FAN-150-1-1/2	1-1/2	5.00	127.00	3.88	98.55	.68	17.32	100	FBH-625	CAB-B7SOM
FAN-150-2	2	6.00	152.40	4.75	120.65	.68	17.32	75	FBH-625	CAB-B7SOM
FAN-150-2-1/2	2-1/2	7.00	177.80	5.50	139.70	.81	20.62	50	FBH-750	CAB-B11SOM
FAN-150-3	3	7.50	190.50	6.00	152.40	.81	20.62	50	FBH-750	CAB-B11SOM
FAN-150-3-1/2	3-1/2	8.50	215.90	7.00	177.80	.81	20.62	50	FBH-750	CAB-B11SOM
FAN-150-4	4	9.00	228.60	7.50	190.50	.81	20.62	40	FBH-750	CAB-B11SOM
FAN-150-5	5	10.00	254.00	8.50	215.90	.94	23.93	35	FBH-875	CAB-B11SOM
FAN-150-6	6	11.00	279.40	9.50	241.30	.94	23.93	25	FBH-875	CAB-B11SOM
FAN-150-8	8	13.50	342.90	11.75	298.45	.94	23.93	20	FBH-875	CAB-B11SOM
FAN-150-10	10	16.00	406.40	14.25	361.95	1.06	26.97	15	FBH-1000	CAB-B11SOM
FAN-150-12	12	19.00	482.60	17.00	431.80	1.06	26.97	10	FBH-1000	CAB-B11SOM
FAN-150-14	14	21.00	533.40	18.75	476.25	1.18	30.02	10	FBH-1125	CAB-B11SOM
FAN-150-16	16	23.50	596.90	21.25	539.75	1.18	30.02	5	FBH-1125	CAB-B11SOM
FAN-150-18	18	25.00	635.00	22.75	577.85	1.31	33.32	5	FBH-1250	CAB-B11SOM
FAN-150-20	20	27.50	698.50	25.00	635.00	1.31	33.32	5	FBH-1250	CAB-B11SOM

FAN Series Flange Covers with Bolt Holes (cont.)

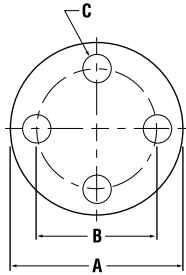


Caplugs No.	Nominal Pipe Size (In)	Dimensions						Min Sales Quantity	Fasteners	
		A		B		C			Matching Bolt Hole Plug	Cable Tie
		In	mm	In	mm	In	mm			
150 Class Pressure Rating (cont.)										
FAN-150-22	22	29.50	749.30	27.25	692.15	1.44	36.63	5	FBH-1375	CAB-B11SOM
FAN-150-24	24	32.00	812.80	29.50	749.30	1.44	36.63	4	FBH-1375	CAB-B14SOM
FAN-150-26A	26	34.25	869.95	31.75	806.45	1.44	36.63	4	FBH-1375	CAB-B14SOM
FAN-150-26B	26	30.94	785.88	29.31	744.47	.94	23.93	4	FBH-875	CAB-B11SOM
FAN-150-28A	28	36.50	927.10	34.00	863.60	1.44	36.63	2	FBH-1375	CAB-B14SOM
FAN-150-28B	28	32.94	836.68	31.31	795.27	.94	23.93	2	FBH-875	CAB-B11SOM
FAN-150-30A	30	38.75	984.25	36.00	914.40	1.44	36.63	2	FBH-1375	CAB-B14SOM
FAN-150-30B	30	34.94	887.48	33.31	846.07	.94	23.93	2	FBH-875	CAB-B11SOM
FAN-150-32A	32	41.75	1060.45	38.50	977.90	1.68	42.72	2	FBH-1625	CAB-B24HOL
FAN-150-32B	32	37.06	941.32	35.44	900.18	.94	23.93	2	FBH-875	CAB-B11SOM
FAN-150-34A	34	43.75	1111.25	40.50	1028.70	1.68	42.72	2	FBH-1625	CAB-B24HOL
FAN-150-34B	34	39.56	1004.82	37.69	957.33	1.06	26.97	2	FBH-1000	CAB-B11SOM
FAN-150-36A	36	46.00	1168.40	42.75	1085.85	1.68	42.72	2	FBH-1625	CAB-B24HOL
FAN-150-36B	36	41.62	1057.15	39.75	1009.65	1.06	26.97	2	FBH-1000	CAB-B11SOM
FAN-150-38A	38	48.75	1238.25	45.25	1149.35	1.68	42.72	2	FBH-1625	CAB-B24HOL
FAN-150-38B	38	44.25	1123.95	42.12	1069.85	1.18	30.02	2	FBH-1125	CAB-B14SOM
FAN-150-40A	40	50.75	1289.05	47.25	1200.15	1.68	42.72	2	FBH-1625	CAB-B24HOL
FAN-150-40B	40	46.25	1174.75	44.12	1120.65	1.18	30.02	2	FBH-1125	CAB-B14SOM
FAN-150-42A	42	53.00	1346.20	49.50	1257.30	1.68	42.72	2	FBH-1625	CAB-B24HOL
FAN-150-42B	42	48.25	1225.55	46.12	1171.45	1.18	30.02	2	FBH-1125	CAB-B14SOM
FAN-150-44A	44	55.25	1403.35	51.75	1314.45	1.68	42.72	2	FBH-1625	CAB-B24HOL
FAN-150-44B	44	50.25	1276.35	48.12	1222.25	1.18	30.02	2	FBH-1125	CAB-B14SOM
FAN-150-46A	46	57.25	1454.15	53.75	1365.25	1.68	42.72	2	FBH-1625	CAB-B24HOL
FAN-150-46B	46	52.81	1341.37	50.56	1284.22	1.31	33.32	2	FBH-1250	CAB-B14SOM
FAN-150-48A	48	59.50	1511.30	56.00	1422.40	1.68	42.72	2	FBH-1625	CAB-B24HOL
FAN-150-48B	48	54.81	1392.17	52.56	1335.02	1.31	33.32	2	FBH-1250	CAB-B14SOM
300 Class Pressure Rating										
FAN-300-1/2	1/2	3.75	95.25	2.62	66.55	.68	17.32	150	FBH-625	CAB-B7SOM
FAN-300-3/4	3/4	4.62	117.35	3.25	82.55	.81	20.62	100	FBH-750	CAB-B7SOM
FAN-300-1	1	4.88	123.95	3.50	88.90	.81	20.62	100	FBH-750	CAB-B7SOM
FAN-300-1-1/4	1-1/4	5.25	133.35	3.88	98.55	.81	20.62	100	FBH-750	CAB-B7SOM
FAN-300-1-1/2	1-1/2	6.12	155.45	4.50	114.30	.94	23.93	75	FBH-875	CAB-B11SOM
FAN-300-2	2	6.50	165.10	5.00	127.00	.81	20.62	75	FBH-750	CAB-B11SOM
FAN-300-2-1/2	2-1/2	7.50	190.50	5.88	149.35	.94	23.93	50	FBH-875	CAB-B11SOM
FAN-300-3	3	8.25	209.55	6.62	168.15	.94	23.93	50	FBH-875	CAB-B11SOM
FAN-300-3-1/2	3-1/2	9.00	228.60	7.25	184.15	.94	23.93	40	FBH-875	CAB-B11SOM
FAN-300-4	4	10.00	254.00	7.88	200.15	.94	23.93	35	FBH-875	CAB-B11SOM
FAN-300-5	5	11.00	279.40	9.25	234.95	.94	23.93	25	FBH-875	CAB-B11SOM
FAN-300-6	6	12.50	317.50	10.62	269.75	.94	23.93	25	FBH-875	CAB-B11SOM
FAN-300-8	8	15.00	381.00	13.00	330.20	1.06	26.97	15	FBH-1000	CAB-B11SOM
FAN-300-10	10	17.50	444.50	15.25	387.35	1.18	30.02	10	FBH-1125	CAB-B11SOM
FAN-300-12	12	20.50	520.70	17.75	450.85	1.31	33.32	10	FBH-1250	CAB-B11SOM
FAN-300-14	14	23.00	584.20	20.25	514.35	1.31	33.32	8	FBH-1250	CAB-B11SOM
FAN-300-16	16	25.50	647.70	22.50	571.50	1.44	36.63	5	FBH-1375	CAB-B11SOM
FAN-300-18	18	28.00	711.20	24.75	628.65	1.44	36.63	5	FBH-1375	CAB-B14SOM
FAN-300-20	20	30.50	774.70	27.00	685.80	1.44	36.63	5	FBH-1375	CAB-B14SOM

Flange Covers with Bolt Holes (cont.) FAN Series

Caplugs No.	Dimensions							Min Sales Quantity	Fasteners	
	Nominal Pipe Size (In)	A		B		C			Matching Bolt Hole Plug	Cable Tie
		In	mm	In	mm	In	mm			
300 Class Pressure Rating (cont.)										
FAN-300-22	22	33.00	838.20	29.25	742.95	1.68	42.72	2	FBH-1625	CAB-B24HOL
FAN-300-24	24	36.00	914.40	32.00	812.80	1.68	42.72	2	FBH-1625	CAB-B24HOL
FAN-300-26A	26	38.25	971.55	34.50	876.30	1.81	46.02	2	FBH-1750	CAB-B24HOL
FAN-300-26B	26	34.12	866.65	31.62	803.15	1.44	36.63	2	FBH-1375	CAB-B24HOL
FAN-300-28A	28	40.75	1035.05	37.00	939.80	1.81	46.02	2	FBH-1750	CAB-B24HOL
FAN-300-28B	28	36.25	920.75	33.75	857.25	1.44	36.63	2	FBH-1375	CAB-B24HOL
FAN-300-30A	30	43.00	1092.20	39.25	996.95	1.94	49.33	2	FBH-1875	CAB-B24HOL
FAN-300-30B	30	39.00	990.60	36.25	920.75	1.56	39.67	2	FBH-1500	CAB-B24HOL
FAN-300-32A	32	45.25	1149.35	41.50	1054.10	2.06	52.37	2	FBH-2000	CAB-B24HOL
FAN-300-32B	32	41.50	1054.10	38.50	977.90	1.68	42.72	2	FBH-1625	CAB-B24HOL
FAN-300-34A	34	47.50	1206.50	43.50	1104.90	2.06	52.37	2	FBH-2000	CAB-B24HOL
FAN-300-34B	34	43.62	1107.95	40.62	1031.75	1.68	42.72	2	FBH-1625	CAB-B24HOL
FAN-300-36A	36	50.00	1270.00	46.00	1168.40	2.18	55.42	2	FBH-2125	CAB-B24HOL
FAN-300-36B	36	46.12	1171.45	42.88	1089.15	1.81	46.02	2	FBH-1750	CAB-B24HOL
FAN-300-38A	38	46.00	1168.40	43.00	1092.20	1.68	42.72	2	FBH-1625	CAB-B24HOL
FAN-300-38B	38	48.12	1222.25	44.88	1139.95	1.81	46.02	2	FBH-1750	CAB-B24HOL
FAN-300-40A	40	48.75	1238.25	45.50	1155.70	1.81	46.02	2	FBH-1750	CAB-B24HOL
FAN-300-40B	40	50.12	1273.05	46.88	1190.75	1.81	46.02	2	FBH-1750	CAB-B24HOL
FAN-300-42A	42	50.75	1289.05	47.50	1206.50	1.81	46.02	2	FBH-1750	CAB-B24HOL
FAN-300-42B	42	52.50	1333.50	49.00	1244.60	1.94	49.33	2	FBH-1875	CAB-B24HOL
FAN-300-44A	44	53.25	1352.55	49.75	1263.65	1.94	49.33	2	FBH-1875	CAB-B24HOL
FAN-300-44B	44	54.50	1384.30	51.00	1295.40	1.94	49.33	2	FBH-1875	CAB-B24HOL
FAN-300-46A	46	55.75	1416.05	52.00	1320.80	2.06	52.37	2	FBH-2000	CAB-B24HOL
FAN-300-46B	46	57.50	1460.50	53.75	1365.25	2.06	52.37	2	FBH-2000	CAB-B24HOL
FAN-300-48A	48	57.75	1466.85	54.00	1371.60	2.06	52.37	2	FBH-2000	CAB-B24HOL
FAN-300-48B	48	59.50	1511.30	55.75	1416.05	2.06	52.37	2	FBH-2000	CAB-B24HOL
400 Class Pressure Rating										
FAN-400-1/2	1/2	3.75	95.25	2.62	66.55	.68	17.32	150	FBH-625	CAB-B7SOM
FAN-400-3/4	3/4	4.62	117.35	3.25	82.55	.81	20.62	100	FBH-750	CAB-B7SOM
FAN-400-1	1	4.88	123.95	3.50	88.90	.81	20.62	100	FBH-750	CAB-B7SOM
FAN-400-1 1/4	1-1/4	5.25	133.35	3.88	98.55	.81	20.62	100	FBH-750	CAB-B7SOM
FAN-400-1 1/2	1-1/2	6.12	155.45	4.50	114.30	.94	23.93	75	FBH-875	CAB-B11SOM
FAN-400-2	2	6.50	165.10	5.00	127.00	.81	20.62	75	FBH-750	CAB-B11SOM
FAN-400-2 1/2	2-1/2	7.50	190.50	5.88	149.35	.94	23.93	50	FBH-875	CAB-B11SOM
FAN-400-3	3	8.25	209.55	6.62	168.15	.94	23.93	50	FBH-875	CAB-B11SOM
FAN-400-3 1/2	3-1/2	9.00	228.60	7.25	184.15	1.06	26.97	40	FBH-1000	CAB-B11SOM
FAN-400-4	4	10.00	254.00	7.88	200.15	1.06	26.97	35	FBH-1000	CAB-B11SOM
FAN-400-5	5	11.00	279.40	9.25	234.95	1.06	26.97	25	FBH-1000	CAB-B11SOM
FAN-400-6	6	12.50	317.50	10.62	269.75	1.06	26.97	25	FBH-1000	CAB-B11SOM
FAN-400-8	8	15.00	381.00	13.00	330.20	1.18	30.02	15	FBH-1125	CAB-B11SOM
FAN-400-10	10	17.50	444.50	15.25	387.35	1.31	33.32	10	FBH-1250	CAB-B14SOM
FAN-400-12	12	20.50	520.70	17.75	450.85	1.44	36.63	10	FBH-1375	CAB-B14SOM
FAN-400-14	14	23.00	584.20	20.25	514.35	1.44	36.63	8	FBH-1375	CAB-B14SOM
FAN-400-16	16	25.50	647.70	22.50	571.50	1.56	39.67	5	FBH-1500	CAB-B14SOM
FAN-400-18	18	28.00	711.20	24.75	628.65	1.56	39.67	5	FBH-1500	CAB-B14SOM
FAN-400-20	20	30.50	774.70	27.00	685.80	1.68	42.72	5	FBH-1625	CAB-B24HOL
FAN-400-22	22	33.00	838.20	29.25	742.95	1.81	46.02	2	FBH-1750	CAB-B24HOL
FAN-400-24	24	36.00	914.40	32.00	812.80	1.94	49.33	2	FBH-1875	CAB-B24HOL
FAN-400-26A	26	38.25	971.55	34.50	876.30	1.94	49.33	2	FBH-1875	CAB-B24HOL
FAN-400-26B	26	33.50	850.90	30.75	781.05	1.56	39.67	2	FBH-1500	CAB-B24HOL
FAN-400-28A	28	40.75	1035.05	37.00	939.80	2.06	52.37	2	FBH-2000	CAB-B24HOL
FAN-400-28B	28	36.00	914.40	33.00	838.20	1.68	42.72	2	FBH-1625	CAB-B24HOL
FAN-400-30A	30	43.00	1092.20	39.25	996.95	2.18	55.42	2	FBH-2125	CAB-B24HOL
FAN-400-30B	30	38.25	971.55	35.25	895.35	1.68	42.72	2	FBH-1625	CAB-B24HOL
FAN-400-32A	32	45.25	1149.35	41.50	1054.10	2.18	55.42	2	FBH-2125	CAB-B24HOL
FAN-400-32B	32	40.75	1035.05	37.50	952.50	1.81	46.02	2	FBH-1750	CAB-B24HOL
FAN-400-34A	34	47.50	1206.50	43.50	1104.90	2.18	55.42	2	FBH-2125	CAB-B24HOL

FAN Series Flange Covers with Bolt Holes (cont.)

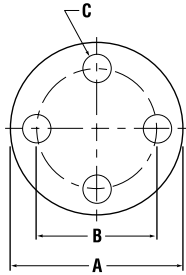


Caplugs No.	Nominal Pipe Size (In)	Dimensions						Min Sales Quantity	Fasteners	
		A		B		C			Matching Bolt Hole Plug	Cable Tie
		In	mm	In	mm	In	mm			
400 Class Pressure Rating (cont.)										
FAN-400-34B	34	42.75	1085.85	39.50	1003.30	1.81	46.02	2	FBH-1750	CAB-B24HOL
FAN-400-36A	36	50.00	1270.00	46.00	1168.40	2.18	55.42	2	FBH-2125	CAB-B24HOL
FAN-400-36B	36	45.50	1155.70	42.00	1066.80	1.94	49.33	2	FBH-1875	CAB-B24HOL
FAN-400-38A	38	47.50	1206.50	44.00	1117.60	1.94	49.33	2	FBH-1875	CAB-B24HOL
FAN-400-38B	38	47.50	1206.50	44.00	1117.60	1.94	49.33	2	FBH-1875	CAB-B24HOL
FAN-400-40A	40	50.00	1270.00	46.25	1174.75	2.06	52.37	2	FBH-2000	CAB-B24HOL
FAN-400-40B	40	50.00	1270.00	46.25	1174.75	2.06	52.37	2	FBH-2000	CAB-B24HOL
FAN-400-42A	42	52.00	1320.80	48.25	1225.55	2.06	52.37	2	FBH-2000	CAB-B24HOL
FAN-400-42B	42	52.00	1320.80	48.25	1225.55	2.06	52.37	2	FBH-2000	CAB-B24HOL
FAN-400-44A	44	54.50	1384.30	50.50	1282.70	2.18	55.42	2	FBH-2125	CAB-B24HOL
FAN-400-44B	44	54.50	1384.30	50.50	1282.70	2.18	55.42	2	FBH-2125	CAB-B24HOL
FAN-400-46A	46	56.75	1441.45	52.75	1339.85	2.18	55.42	2	FBH-2125	CAB-B24HOL
FAN-400-46B	46	56.75	1441.45	52.75	1339.85	2.18	55.42	2	FBH-2125	CAB-B24HOL
FAN-400-48A	48	59.50	1511.30	55.25	1403.35	2.44	62.03	2	FBH-2375	CAB-B24HOL
FAN-400-48B	48	59.50	1511.30	55.25	1403.35	2.44	62.03	2	FBH-2375	CAB-B24HOL
600 Class Pressure Rating										
FAN-600-1/2	1/2	3.75	95.25	2.62	66.55	.68	17.32	150	FBH-625	CAB-B7SOM
FAN-600-3/4	3/4	4.62	117.35	3.25	82.55	.81	20.62	100	FBH-750	CAB-B7SOM
FAN-600-1	1	4.88	123.95	3.50	88.90	.81	20.62	100	FBH-750	CAB-B7SOM
FAN-600-1 1/4	1-1/4	5.25	133.35	3.88	98.55	.81	20.62	100	FBH-750	CAB-B7SOM
FAN-600-1 1/2	1-1/2	6.12	155.45	4.50	114.30	.94	23.93	75	FBH-875	CAB-B11SOM
FAN-600-2	2	6.50	165.10	5.00	127.00	.81	20.62	75	FBH-750	CAB-B11SOM
FAN-600-2 1/2	2-1/2	7.50	190.50	5.88	149.35	.94	23.93	50	FBH-875	CAB-B11SOM
FAN-600-3	3	8.25	209.55	6.62	168.15	.94	23.93	50	FBH-875	CAB-B11SOM
FAN-600-3 1/2	3-1/2	9.00	228.60	7.25	184.15	1.06	26.97	40	FBH-1000	CAB-B11SOM
FAN-600-4	4	10.75	273.05	8.50	215.90	1.06	26.97	25	FBH-1000	CAB-B11SOM
FAN-600-5	5	13.00	330.20	10.50	266.70	1.18	30.02	20	FBH-1125	CAB-B11SOM
FAN-600-6	6	14.00	355.60	11.50	292.10	1.18	30.02	15	FBH-1125	CAB-B11SOM
FAN-600-8	8	16.50	419.10	13.75	349.25	1.31	33.32	15	FBH-1250	CAB-B11SOM
FAN-600-10	10	20.00	508.00	17.00	431.80	1.44	36.63	10	FBH-1375	CAB-B14SOM
FAN-600-12	12	22.00	558.80	19.25	488.95	1.44	36.63	8	FBH-1375	CAB-B11SOM
FAN-600-14	14	23.75	603.25	20.75	527.05	1.56	39.67	8	FBH-1500	CAB-B14SOM
FAN-600-16	16	27.00	685.80	23.75	603.25	1.68	42.72	5	FBH-1625	CAB-B14SOM
FAN-600-18	18	29.25	742.95	25.75	654.05	1.81	46.02	5	FBH-1750	CAB-B14SOM
FAN-600-20	20	32.00	812.80	28.50	723.90	1.81	46.02	4	FBH-1750	CAB-B14SOM
FAN-600-22	22	34.25	869.95	30.63	778.00	1.81	46.02	2	FBH-1750	CAB-B14SOM
FAN-600-24	24	37.00	939.80	33.00	838.20	2.06	52.37	2	FBH-2000	CAB-B24HOL
FAN-600-26A	26	40.00	1016.00	36.00	914.40	2.06	52.37	2	FBH-2000	CAB-B24HOL
FAN-600-26B	26	35.00	889.00	31.75	806.45	1.81	46.02	2	FBH-1750	CAB-B24HOL
FAN-600-28A	28	42.25	1073.15	38.00	965.20	2.18	55.42	2	FBH-2125	CAB-B24HOL
FAN-600-28B	28	37.50	952.50	34.00	863.60	1.94	49.33	2	FBH-1875	CAB-B24HOL
FAN-600-30A	30	44.50	1130.30	40.25	1022.35	2.18	55.42	2	FBH-2125	CAB-B24HOL
FAN-600-30B	30	40.25	1022.35	36.50	927.10	2.06	52.37	2	FBH-2000	CAB-B24HOL
FAN-600-32A	32	47.00	1193.80	42.50	1079.50	2.44	62.03	2	FBH-2375	CAB-B24HOL
FAN-600-32B	32	42.75	1085.85	38.75	984.25	2.18	55.42	2	FBH-2125	CAB-B24HOL
FAN-600-34A	34	49.00	1244.60	44.50	1130.30	2.44	62.03	2	FBH-2375	CAB-B24HOL

Flange Covers with Bolt Holes (cont.) FAN Series

Caplugs No.	Dimensions							Min Sales Quantity	Fasteners	
	Nominal Pipe Size (In)	A		B		C			Matching Bolt Hole Plug	Cable Tie
		In	mm	In	mm	In	mm			
600 Class Pressure Rating (cont.)										
FAN-600-34B	34	45.75	1162.05	41.50	1054.10	2.44	62.03	2	FBH-2375	CAB-B24HOL
FAN-600-36A	36	51.75	1314.45	47.00	1193.80	2.68	68.12	2	FBH-2625	CAB-B24HOL
FAN-600-36B	36	47.75	1212.85	43.50	1104.90	2.44	62.03	2	FBH-2375	CAB-B24HOL
FAN-600-38A	38	50.00	1270.00	45.75	1162.05	2.44	62.03	2	FBH-2375	CAB-B24HOL
FAN-600-38B	38	50.00	1270.00	45.75	1162.05	2.44	62.03	2	FBH-2375	CAB-B24HOL
FAN-600-40A	40	52.00	1320.80	47.75	1212.85	2.44	62.03	2	FBH-2375	CAB-B24HOL
FAN-600-40B	40	52.00	1320.80	47.75	1212.85	2.44	62.03	2	FBH-2375	CAB-B24HOL
FAN-600-42A	42	55.25	1403.35	50.50	1282.70	2.68	68.12	2	FBH-2625	CAB-B24HOL
FAN-600-42B	42	55.25	1403.35	50.50	1282.70	2.68	68.12	2	FBH-2625	CAB-B24HOL
FAN-600-44A	44	57.25	1454.15	52.50	1333.50	2.68	68.12	2	FBH-2625	CAB-B24HOL
FAN-600-44B	44	57.25	1454.15	52.50	1333.50	2.68	68.12	2	FBH-2625	CAB-B24HOL
FAN-600-46A	46	59.50	1511.30	54.75	1390.65	2.68	68.12	2	FBH-2625	CAB-B24HOL
FAN-600-46B	46	59.50	1511.30	54.75	1390.65	2.68	68.12	2	FBH-2625	CAB-B24HOL
900 Class Pressure Rating										
FAN-900-1/2	1/2	4.75	120.65	3.25	82.55	.94	23.93	100	FBH-875	CAB-B11SOM
FAN-900-3/4	3/4	5.12	130.05	3.50	88.90	.94	23.93	100	FBH-875	CAB-B11SOM
FAN-900-1	1	5.88	149.35	4.00	101.60	1.06	26.97	75	FBH-1000	CAB-B11SOM
FAN-900-1 1/4	1-1/4	6.25	158.75	4.38	111.25	1.06	26.97	75	FBH-1000	CAB-B11SOM
FAN-900-1 1/2	1-1/2	7.00	177.80	4.88	123.95	1.19	30.28	50	FBH-1125	CAB-B11SOM
FAN-900-2	2	8.50	215.90	6.50	165.10	1.06	26.97	50	FBH-1000	CAB-B11SOM
FAN-900-2 1/2	2-1/2	9.62	244.35	7.50	190.50	1.19	30.28	40	FBH-1125	CAB-B11SOM
FAN-900-3	3	9.50	241.30	7.50	190.50	1.06	26.97	40	FBH-1000	CAB-B11SOM
FAN-900-4	4	11.50	292.10	9.25	234.95	1.31	33.32	25	FBH-1250	CAB-B11SOM
FAN-900-5	5	13.75	349.25	11.00	279.40	1.44	36.63	20	FBH-1375	CAB-B14SOM
FAN-900-6	6	15.00	381.00	12.50	317.50	1.31	33.32	15	FBH-1250	CAB-B14SOM
FAN-900-8	8	18.50	469.90	15.50	393.70	1.56	39.67	10	FBH-1500	CAB-B14SOM
FAN-900-10	10	21.50	546.10	18.50	469.90	1.56	39.67	8	FBH-1500	CAB-B14SOM
FAN-900-12	12	24.00	609.60	21.00	533.40	1.56	39.67	8	FBH-1500	CAB-B24HOL
FAN-900-14	14	25.25	641.35	22.00	558.80	1.69	42.98	5	FBH-1625	CAB-B24HOL
FAN-900-16	16	27.75	704.85	24.25	615.95	1.81	46.02	5	FBH-1750	CAB-B24HOL
FAN-900-18	18	31.00	787.40	27.00	685.80	2.06	52.37	5	FBH-2000	CAB-B24HOL
FAN-900-20	20	33.75	857.25	29.50	749.30	2.19	55.68	2	FBH-2125	CAB-B24HOL
FAN-900-24	24	41.00	1041.40	35.50	901.70	2.69	68.38	2	FBH-2625	CAB-B24HOL
FAN-900-26A	26	42.75	1085.85	37.50	952.50	2.94	74.73	2	FBH-2875	CAB-B24HOL
FAN-900-26B	26	40.25	1022.35	35.50	901.70	2.68	68.12	2	FBH-2625	CAB-B24HOL
FAN-900-28A	28	46.00	1168.40	40.25	1022.35	3.18	80.82	2	n/a	CAB-B24HOL
FAN-900-28B	28	43.50	1104.90	38.25	971.55	2.94	74.73	2	FBH-2875	CAB-B24HOL
FAN-900-30A	30	48.50	1231.90	42.75	1085.85	3.18	80.82	2	n/a	CAB-B36HOL
FAN-900-30B	30	46.50	1181.10	40.75	1035.05	3.18	80.82	2	n/a	CAB-B24HOL
FAN-900-32A	32	51.75	1314.45	45.50	1155.70	3.44	87.43	2	n/a	CAB-B36HOL
FAN-900-32B	32	48.75	1238.25	43.00	1092.20	3.18	80.82	2	n/a	CAB-B36HOL
FAN-900-34A	34	55.00	1397.00	48.25	1225.55	3.68	93.52	2	n/a	CAB-B36HOL
FAN-900-34B	34	51.75	1314.45	45.50	1155.70	3.44	87.43	2	n/a	CAB-B36HOL
FAN-900-36A	36	57.50	1460.50	50.75	1289.05	3.68	93.52	2	n/a	CAB-B36HOL
FAN-900-36B	36	53.00	1346.20	47.25	1200.15	3.18	80.82	2	n/a	CAB-B36HOL
FAN-900-38A	38	57.50	1460.50	50.75	1289.05	3.68	93.52	2	n/a	CAB-B36HOL
FAN-900-38B	38	57.50	1460.50	50.75	1289.05	3.68	93.52	2	n/a	CAB-B36HOL
FAN-900-40A	40	59.50	1511.30	52.75	1339.85	3.68	93.52	2	n/a	CAB-B36HOL
FAN-900-40B	40	59.50	1511.30	52.75	1339.85	3.68	93.52	2	n/a	CAB-B36HOL
1500 Class Pressure Rating										
FAN-1500-1/2	1/2	4.75	120.65	3.25	82.55	.94	23.93	100	FBH-875	CAB-B11SOM
FAN-1500-3/4	3/4	5.12	130.05	3.50	88.90	.94	23.93	100	FBH-875	CAB-B11SOM
FAN-1500-1	1	5.88	149.35	4.00	101.60	1.06	26.97	75	FBH-1000	CAB-B11SOM
FAN-1500-1 1/4	1-1/4	6.25	158.75	4.38	111.25	1.06	26.97	75	FBH-1000	CAB-B11SOM
FAN-1500-1 1/2	1-1/2	7.00	177.80	4.88	123.95	1.19	30.28	50	FBH-1125	CAB-B11SOM
FAN-1500-2	2	8.50	215.90	6.50	165.10	1.06	26.97	50	FBH-1000	CAB-B11SOM
FAN-1500-2 1/2	2-1/2	9.62	244.35	7.50	190.50	1.19	30.28	40	FBH-1125	CAB-B11SOM

FAN Series Flange Covers with Bolt Holes (cont.)



Caplugs No.	Nominal Pipe Size (In)	Dimensions						Min Sales Quantity	Fasteners	
		A		B		C			Matching Bolt Hole Plug	Cable Tie
		In	mm	In	mm	In	mm			
1500 Class Pressure Rating (cont.)										
FAN-1500-3	3	10.50	266.70	8.00	203.20	1.31	33.32	25	FBH-1250	CAB-B14SOM
FAN-1500-4	4	12.25	311.15	9.50	241.30	1.44	36.63	25	FBH-1375	CAB-B14SOM
FAN-1500-5	5	14.75	374.65	11.50	292.10	1.69	42.98	15	FBH-1625	CAB-B24HOL
FAN-1500-6	6	15.50	393.70	12.50	317.50	1.56	39.67	15	FBH-1500	CAB-B24HOL
FAN-1500-8	8	19.00	482.60	15.50	393.70	1.81	46.02	10	FBH-1750	CAB-B24HOL
FAN-1500-10	10	23.00	584.20	19.00	482.60	2.06	52.37	8	FBH-2000	CAB-B24HOL
FAN-1500-12	12	26.50	673.10	22.50	571.50	2.19	55.68	5	FBH-2125	CAB-B24HOL
FAN-1500-14	14	29.50	749.30	25.00	635.00	2.44	62.03	5	FBH-2375	CAB-B24HOL
FAN-1500-16	16	32.50	825.50	27.75	704.85	2.69	68.38	4	FBH-2625	CAB-B24HOL
FAN-1500-18	18	36.00	914.40	30.50	774.70	2.94	74.73	2	FBH-2875	CAB-B24HOL
FAN-1500-20	20	38.75	984.25	32.75	831.85	3.19	81.08	2	n/a	CAB-B36HOL
FAN-1500-24	24	46.00	1168.40	39.00	990.60	3.69	93.78	2	n/a	CAB-B36HOL

CAB Series Cable Ties



CAB Series cable ties can be used with any FAN Series through bolt holes. The ties are designed from durable 6/6 nylon in a variety of lengths and strengths.

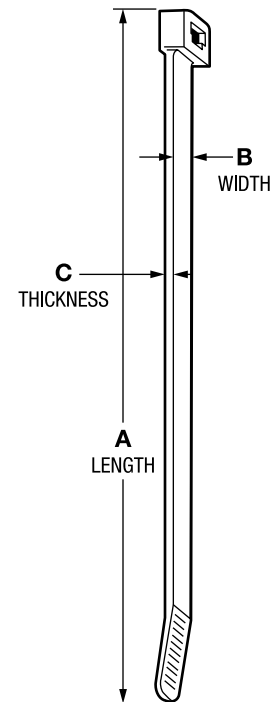
Material: Nylon **Color:** Natural, UV Black



CAB-200TT Tensioning tool for use with 18 lb. through 50 lb. cable ties



CAB-300TT Tensioning tool for use with 120 lb. through 175 lb. cable ties



Flange Covers with Bolt Holes (cont.) FAN Series

Caplugs No.	Nominal Pipe Size (In)	Dimensions						Min Sales Quantity	Fasteners	
		A		B		C			Matching Bolt Hole Plug	Cable Tie
		In	mm	In	mm	In	mm			
2500 Class Pressure Rating										
FAN-2500-1/2	1/2	5.25	133.35	3.50	88.90	.94	23.93	100	FBH-875	CAB-B11SOM
FAN-2500-3/4	3/4	5.50	139.70	3.75	95.25	.94	23.93	75	FBH-875	CAB-B11SOM
FAN-2500-1	1	6.25	158.75	4.25	107.95	1.06	26.97	75	FBH-1000	CAB-B11SOM
FAN-2500-1 1/4	1-1/4	7.25	184.15	5.13	130.30	1.19	30.28	50	FBH-1125	CAB-B11SOM
FAN-2500-1 1/2	1-1/2	8.00	203.20	5.75	146.05	1.31	33.32	50	FBH-1250	CAB-B11SOM
FAN-2500-2	2	9.25	234.95	6.75	171.45	1.19	30.28	40	FBH-1125	CAB-B14SOM
FAN-2500-2 1/2	2-1/2	10.50	266.70	7.75	196.85	1.31	33.32	25	FBH-1250	CAB-B14SOM
FAN-2500-3	3	12.00	304.80	9.00	228.60	1.44	36.63	25	FBH-1375	CAB-B14SOM
FAN-2500-4	4	14.00	355.60	10.75	273.05	1.69	42.98	15	FBH-1625	CAB-B24HOL
FAN-2500-5	5	16.50	419.10	12.75	323.85	1.94	49.33	15	FBH-1875	CAB-B24HOL
FAN-2500-6	6	19.00	482.60	14.50	368.30	2.19	55.68	10	FBH-2125	CAB-B24HOL
FAN-2500-8	8	21.75	552.45	17.25	438.15	2.19	55.68	8	FBH-2125	CAB-B24HOL
FAN-2500-10	10	26.50	673.10	21.25	539.75	2.69	68.38	5	FBH-2625	CAB-B24HOL
FAN-2500-12	12	30.00	762.00	24.38	619.25	2.94	74.73	5	FBH-2875	CAB-B36HOL

Cable Ties CAB Series

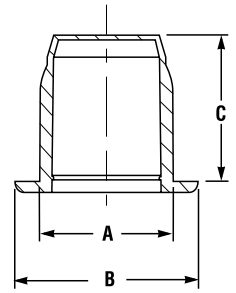
Caplugs No.	Color	Dimensions										Packaging
		A		B		C		Tensile Strength		Max Bundle Diameter		Quantity / Bag
		In	mm	In	mm	In	mm	lbs	kg	In	mm	
CAB-B4M9M	Natural	4.10	104.10	.10	2.54	.04	1.02	18	39.71	.62	15.74	1000
CAB-B4M0M	UV Black	4.10	104.10	.10	2.54	.04	1.02	18	39.71	.62	15.74	1000
CAB-B6M9M	Natural	6.10	154.88	.10	2.54	.04	1.02	18	39.71	1.25	31.74	1000
CAB-B6M0M	UV Black	6.10	154.88	.10	2.54	.04	1.02	18	39.71	1.25	31.74	1000
CAB-B8M9M	Natural	8.10	205.66	.10	2.54	.04	1.02	18	39.71	2.00	50.78	1000
CAB-B8M0M	UV Black	8.10	205.66	.10	2.54	.04	1.02	18	39.71	2.00	50.78	1000
CAB-B519M	Natural	5.70	144.72	.14	3.55	.05	1.27	40	88.24	1.25	31.74	1000
CAB-B510M	UV Black	5.70	144.72	.14	3.55	.05	1.27	40	88.24	1.25	31.74	1000
CAB-B819M	Natural	8.20	208.20	.14	3.55	.05	1.27	40	88.24	2.00	50.78	1000
CAB-B810M	UV Black	8.20	208.20	.14	3.55	.05	1.27	40	88.24	2.00	50.78	1000
CAB-B7S9M	Natural	8.00	203.12	.19	4.82	.05	1.27	50	110.30	2.00	50.78	1000
CAB-B7S0M	UV Black	8.00	203.12	.19	4.82	.05	1.27	50	110.30	2.00	50.78	1000
CAB-B11S9M	Natural	11.80	299.60	.19	4.82	.05	1.27	50	110.30	3.00	76.17	1000
CAB-B11S0M	UV Black	11.80	299.60	.19	4.82	.05	1.27	50	110.30	3.00	76.17	1000
CAB-B14S9M	Natural	14.80	375.77	.19	4.82	.05	1.27	50	110.30	4.00	101.56	1000
CAB-B14S0M	UV Black	14.80	375.77	.19	4.82	.05	1.27	50	110.30	4.00	101.56	1000
CAB-B8L9C	Natural	9.00	228.51	.30	7.62	.08	2.03	120	264.72	2.00	50.78	100
CAB-B8L0C	UV Black	9.00	228.51	.30	7.62	.08	2.03	120	264.72	2.00	50.78	100
CAB-B11L9C	Natural	12.10	307.22	.30	7.62	.08	2.03	120	264.72	3.00	76.17	100
CAB-B11L0C	UV Black	12.10	307.22	.30	7.62	.08	2.03	120	264.72	3.00	76.17	100
CAB-B14L9C	Natural	15.00	380.85	.30	7.62	.08	2.03	120	264.72	4.00	101.56	100
CAB-B14L0C	UV Black	15.00	380.85	.30	7.62	.08	2.03	120	264.72	4.00	101.56	100
CAB-B24H9L	Natural	25.20	639.83	.35	8.89	.08	2.03	175	386.05	7.00	177.73	50
CAB-B24H0L	UV Black	25.20	639.83	.35	8.89	.08	2.03	175	386.05	7.00	177.73	50
CAB-B36H9L	Natural	36.50	926.74	.35	8.89	.08	2.03	175	386.05	10.70	271.67	50
CAB-B36H0L	UV Black	36.50	926.74	.35	8.89	.08	2.03	175	386.05	10.70	271.67	50
CAB-B48H9L	Natural	48.00	1218.72	.35	8.89	.08	2.03	175	386.05	15.00	380.85	50
CAB-B48H0L	UV Black	48.00	1218.72	.35	8.89	.08	2.03	175	386.05	15.00	380.85	50

FBH Series

Bolt Hole Plugs

FBH Series bolt hole plugs securely fasten any FAN Series onto a flange. The outer ribs accommodate various hole diameter tolerances and a thick flange allows for easy removal.

Material: High-Density Polyethylene **Color:** Black



Caplugs No.	Bolt Hole Size	Dimensions						Packaging		Used With
		A		B		C		Carton Quantity	Mini Pak Quantity	
		In	mm	In	mm	In	mm			
FBH-625	5/8	.635	16.13	1.03	26.16	.44	11.18	800	160	FAN-150-1/2, 150-3/4, 150-1, 150-1-1/4, 150-1-1/2, 300-1/2, 600-1/2
FBH-750	3/4	.761	19.33	1.12	28.45	.75	19.05	800	160	FAN-150-2, 150-2-1/2, 150-3, 150-3-1/2, 300-3/4, 300-1, 300-1-1/4, 300-2, 600-3/4, 600-1, 600-1-1/4, 600-2
FBH-875	7/8	.888	22.56	1.28	32.51	.94	23.88	800	160	FAN-150-4, 150-5, 150-6, 150-8, 300-1-1/2, 300-2-1/2, 300-3, 300-3-1/2, 300-4, 300-5, 300-6, 600-1-1/2, 600-3, 900-1/2, 900-3/4
FBH-1000	1	1.020	25.91	1.43	36.32	1.19	30.23	800	160	FAN-150-10, 150-12, 300-8, 600-3-1/2, 600-4, 900-1, 900-1-1/4, 900-2, 900-3
FBH-1125	1-1/8	1.142	29.01	1.56	39.62	1.25	31.75	600	120	FAN-150-14, 150-16, 300-10, 600-5, 600-6, 900-1-1/2, 900-2-1/2
FBH-1250	1-1/4	1.269	32.23	1.68	42.67	1.25	31.75	600	120	FAN-150-18, 150-20, 300-12, 300-14, 600-8, 900-4, 900-6
FBH-1375	1-3/8	1.396	35.46	1.78	45.21	1.25	31.75	600	120	FAN-300-16, 300-18, 600-10, 600-12, 900-5
FBH-1500	1-1/2	1.530	38.86	1.93	49.02	1.25	31.75	400	80	FAN-600-14, 900-8, 900-10, 900-12
FBH-1625	1-5/8	1.650	41.91	2.03	51.56	1.25	31.75	400	80	FAN-600-16, 900-14
FBH-1750	1-7/9	1.775	45.07	2.18	55.35	1.25	31.74	500	100	FAN-300-26A, 300-28A, 300-38B, 300-40A, 300-40B, 300-42A, 400-22, 400-32B, 400-34B, 600-22, 600-26B
FBH-1875	1-8/9	1.902	48.29	2.31	58.65	1.25	31.74	400	80	FAN-300-42B, 300-44A, 300-44B, 400-24, 400-26A, 400-36B, 400-38A, 400-38B, 600-28B, 2500-5
FBH-2000	2	2.040	51.80	2.43	61.70	1.25	31.74	400	80	FAN-300-32A, 300-34A, 300-46A, 300-46B, 300-48A, 300-48B, 400-28A, 400-40A, 400-40B, 400-42A, 400-42B, 600-24, 600-26A, 600-30B, 900-18
FBH-2125	2-1/6	2.156	54.74	2.56	65.00	1.62	41.13	300	60	FAN-400-30A, 400-32A, 400-34A, 400-36A, 400-44A, 400-44B, 400-46A, 400-46B, 600-28A, 600-30A, 600-32B, 2500-6, 2500-8
FBH-2375	2-2/5	2.410	61.19	2.81	71.35	1.62	41.13	300	60	FAN-400-48A, 400-48B, 600-32A, 600-34A, 600-34B, 600-36B, 600-38A, 600-38B, 600-40A, 600-40B, 1500-14
FBH-2625	2-2/3	2.664	67.64	3.09	78.46	1.62	41.13	200	40	FAN-600-36A, 600-42A, 600-42B, 600-44A, 600-44B, 600-46A, 600-46B, 900-24, 900-26B, 1500-16, 2500-10
FBH-2875	2-8/9	2.918	74.09	3.31	84.04	1.62	41.13	200	40	FAN-900-26A, 900-28A, 1500-18, 2500-12

FLGV Series

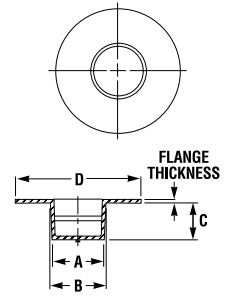


Valve Flange Protectors

FLGV Series valve flange protectors are engineered with a tapered body and wide flange to protect entire machined surface from dirt and contaminants. The protectors only fit 40 flange bore for a schedule 40 pipe; doubles as a paint mask.

Material: Low-Density Polyethylene **Color:** Orange

Note: Does not cover bolt holes.



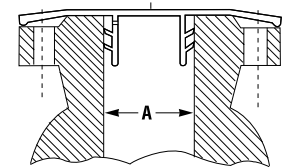
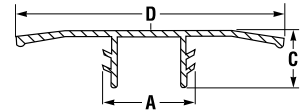
EPN-305 Series



Push-In Protectors

EPN-305 Series push-in protectors feature a universal design which enables use on a variety of flanges and classifications. Meets ANSI 16.5 DIN 2627-2638 (see chart).

Material: Linear Low-Density Polyethylene **Color:** Yellow



pipe & flange

Valve Flange Protectors **FLGV Series**

Caplugs No.	Nominal Size	Flange Thickness	Dimensions				Packaging	
			A	B	C	D	Carton Quantity	Mini Pak Quantity
			In	In	In	In		
FLGV-109	1/2	.25	.540	.585	.500	1.440	4000	800
FLGV-110	3/4	.03	.720	.750	.500	1.688	2500	500
FLGV-111	1	.03	.940	.970	.625	2.000	800	160
FLGV-112	1-1/4	.04	1.360	1.400	.625	3.560	500	100
FLGV-113	1-1/2	.04	1.600	1.640	.750	2.875	500	100
FLGV-114	2	.05	2.040	2.100	.750	3.625	250	50
FLGV-115	2-1/2	.05	2.440	2.500	.750	4.125	250	50
FLGV-115-1	2-1/2	.05	2.440	2.500	.750	5.125	700	140
FLGV-116	3	.05	3.014	3.150	.730	6.050	400	80
FLGV-117	3-1/2	.06	3.520	3.580	.750	5.590	450	90
FLGV-118	4	.06	4.000	4.140	.980	6.310	250	50
FLGV-119	5	.06	5.020	5.080	1.000	7.312	200	40
FLGV-120	6	.06	6.040	6.100	1.000	8.500	150	30

Push-In Protectors **EPN-305 Series**

Caplugs No.	Nominal Size	Dimensions						Packaging	
		A		C		D		Carton Quantity	Mini Pak Quantity
		In	mm	In	mm	In	mm		
EPN-305-0375	3/8	.55	13.97	.79	20.07	3.39	86.11	1000	n/a
EPN-305-0500	1/2	.75	19.05	.79	20.07	3.54	89.92	1000	n/a
EPN-305-0750	3/4	.94	23.88	.79	20.07	3.94	100.08	700	n/a
EPN-305-1	1	1.18	29.97	.79	20.07	4.33	109.98	500	n/a
EPN-305-1250	1-1/4	1.54	39.12	.79	20.07	5.35	135.89	300	n/a
EPN-305-1500	1-1/2	1.77	44.96	.79	20.07	5.75	146.05	250	n/a
EPN-305-2	2	2.20	55.88	.79	20.07	6.30	160.02	200	n/a
EPN-305-2500	2-1/2	2.83	71.88	.79	20.07	7.09	180.09	200	n/a
EPN-305-3	3	3.35	85.09	.98	24.89	7.72	196.09	150	n/a
EPN-305-4	4	4.29	108.97	.98	24.89	8.50	215.90	100	n/a
EPN-305-5	5	5.28	134.11	.98	24.89	9.69	246.13	75	n/a
EPN-305-6	6	6.34	161.04	1.38	35.05	11.02	279.91	40	n/a
EPN-305-8	8	8.27	210.06	1.38	35.05	13.23	336.04	40	n/a
EPN-305-10	10	10.31	261.87	1.57	39.88	15.35	389.89	28	n/a
EPN-305-12	12	12.52	318.01	1.89	48.01	17.72	450.09	20	n/a
EPN-305-16	16	16.14	409.96	2.44	61.98	22.83	579.88	10	n/a

Caplugs No.	Nominal Size	A				ANSI B 16.5/BS 1560						DIN 2627-2638/BS 4504							
		Minimum		Maximum		Cl. 150-300	Cl. 400	Cl. 600	Cl. 900	Cl. 1500	Cl. 2500	PN 10-16	PN 25-40	PN 64	PN 100	PN 160	PN 250	PN 300	PN-400
		In	mm	In	mm														
EPN-305-0375	3/8	.35	8.89	.54	13.72	X	X	X	X	X	X	X	X	X	X	X	X	X	X
EPN-305-0500	1/2	.52	13.21	.68	17.27	X	X	X	X	X	X	X	X	X	X	X	X	X	X
EPN-305-0750	3/4	.77	19.56	.88	22.35	X	X	X	X	X	X	X	X	X	X	X	X	X	X
EPN-305-1	1	.95	24.13	1.12	28.45	X	X	X	X	X	X	X	X	X	X	X	X	X	X
EPN-305-1250	1-1/4	1.18	29.97	1.46	37.08	X	X	X	X	X	X	X	X	X	X	X	X	X	X
EPN-305-1500	1-1/2	1.49	37.85	1.70	43.18	X	X	X	X	X	X	X	X	X	X	X	X	X	X
EPN-305-2	2	1.89	48.01	2.15	54.61	X	X	X	X		X	X	X	X	X	X	X	X	X
EPN-305-2500	2-1/2	2.50	63.50	2.77	70.36	X	X	X	X		X	X	X	X	X	X	X	X	X
EPN-305-3	3	2.99	75.95	3.25	82.55	X	X	X			X	X	X	X	X	X	X	X	X
EPN-305-4	4	3.82	97.03	4.22	107.19	X	X				X	X	X	X	X	X	X	X	X
EPN-305-5	5	4.65	118.11	5.19	131.83	X	X				X	X	X	X	X	X	X	X	X
EPN-305-6	6	5.83	148.08	6.26	159.00	X	X				X	X	X	X	X	X	X	X	X
EPN-305-8	8	7.24	183.90	8.19	208.03	X	X				X	X	X	X	X	X	X	X	X
EPN-305-10	10	9.37	238.00	10.25	260.35	X	X				X	X	X	X	X	X	X	X	X
EPN-305-12	12	11.22	284.99	12.40	314.96	X	X				X	X	X	X	X	X	X	X	X
EPN-305-16	16	13.98	355.09	16.06	407.92	X	X				X	X	X	X	X	X	X	X	X

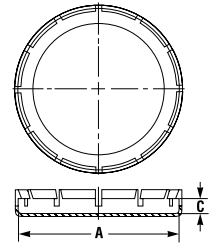
EPN-310 Series



Outside Fitting Protectors

EPN-310 Series outside fitting protectors push on to cover the entire flange while also protecting the face and sides. They are ideal for coated and conical bore flanges.

Material: Linear Low-Density Polyethylene **Color:** Yellow



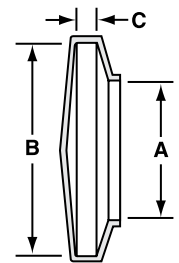
VAS Series



Vinyl ASA Flange Covers

VAS Series vinyl flange covers accommodate most American Standard Association flanges, Navy and Military sizes. The covers protect flanges from dust and moisture during shipment.

Material: Vinyl **Color:** Yellow **Optional Colors:** White, Black, Brown, Orange, Red, Green, Gray, Blue



Outside Fitting Protectors EPN-310 Series

Caplugs No.	To Cover Flange Sizes (In)	Dimensions				Packaging	
		A		C		Carton Quantity	Mini Pak Quantity
		In	mm	In	mm		
EPN-310-0500A	150-1/2	3.50	88.90	.56	14.22	250	n/a
EPN-310-0750A	150-3/4	3.88	98.55	.62	15.75	200	n/a
EPN-310-1A	150-1	4.25	107.95	.69	17.53	150	n/a
EPN-310-1500A	150-1-1/2	5.00	127.00	.81	20.57	175	n/a
EPN-310-2A	150-2	6.00	152.40	.87	22.10	100	n/a
EPN-310-3A	150-3	7.50	190.50	1.06	26.92	60	n/a
EPN-310-4A	150-4	9.00	228.60	1.10	27.94	40	n/a
EPN-310-6A	150-6	11.00	279.40	1.14	28.96	25	n/a
EPN-310-10A	150-10	16.00	406.40	1.18	29.97	20	n/a
EPN-310-0500B	300-1/2	3.74	95.00	.67	17.02	200	n/a
EPN-310-1B	300-1	4.88	123.95	.81	20.57	175	n/a
EPN-310-2B	300-2	6.50	165.10	.83	21.08	100	n/a
EPN-310-0500C	600-1/2	3.74	95.00	.67	17.02	200	n/a
EPN-310-1C	600-1	4.88	123.95	.81	20.57	175	n/a

† Mini Paks available in standard color only

Vinyl ASA Flange Covers VAS Series

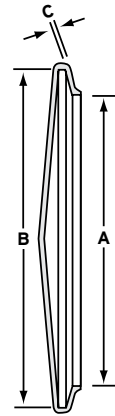
Caplugs No.	Dimensions						Packaging	
	A		B		C		Carton Quantity	Mini Pak † Quantity
	In	mm	In	mm	In	mm		
VAS-3500-6	2.485	63.12	3.500	88.90	.400	10.16	250	50
VAS-3750-8	2.750	69.85	3.750	95.25	.500	12.70	200	40
VAS-3870-8	2.860	72.64	3.870	98.30	.540	13.72	200	40
VAS-4250-7	3.260	82.80	4.250	107.95	.460	11.68	200	40
VAS-4620-9	3.620	91.95	4.620	117.35	.500	12.70	100	20
VAS-4870-10	3.900	99.06	4.870	123.70	.680	17.27	100	20
VAS-5000-9	4.000	101.60	5.000	127.00	.620	15.75	100	20
VAS-5250-12	4.250	107.95	5.250	133.35	.760	19.30	100	20
VAS-6000-10	4.500	114.30	6.000	152.40	.675	17.15	100	20
VAS-6120-13	5.110	129.79	6.120	155.45	.825	20.96	100	20
VAS-6500-14	5.500	139.70	6.500	165.10	.900	22.86	80	n/a
VAS-7000-12	6.000	152.40	7.000	177.80	.800	20.32	70	n/a
VAS-7500-14	6.500	165.10	7.500	190.50	.900	22.86	60	n/a
VAS-8250-19	7.200	182.88	8.250	209.55	1.300	33.02	20	n/a
VAS-9000-15	8.030	203.96	9.000	228.60	1.000	25.40	20	n/a
VAS-10000-14	9.000	228.60	10.030	254.76	.875	22.23	20	n/a
VAS-10750-24	9.730	247.14	10.750	273.05	1.500	38.10	20	n/a
VAS-11000-16	10.050	255.27	11.000	279.40	1.000	25.40	20	n/a
VAS-12500-22	11.500	292.10	12.500	317.50	1.440	36.58	20	n/a

VF Series

Vinyl Flange Covers

VF Series vinyl flange covers provide a snug fit for flanged and beaded tubes. The covers are quick and easy to apply.

Material: Vinyl **Color:** Yellow **Optional Colors:** White, Black, Brown, Orange, Red, Green, Gray, Blue

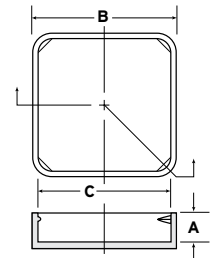


FF Series

Caps for Flanged and Flange Mounted Fittings

VSR Series vinyl snap ring flange covers are designed to snap on tightly to seal the flange during shipment.

Material: Low-Density Polyethylene **Color:** Red



Vinyl Flange Covers **VF Series**

† Mini Paks available in standard color only

Caplugs No.	Dimensions						Packaging	
	A		B		C		Carton Quantity	Mini Pak [†] Quantity
	In	mm	In	mm	In	mm		
VF-680	.680	17.27	1.310	33.27	.055	1.40	2000	400
VF-930	.930	23.62	1.550	39.37	.055	1.40	1500	300
VF-1000	1.000	25.40	1.620	41.14	.055	1.40	1500	300
VF-1310	1.310	33.27	1.930	49.02	.055	1.40	1000	200
VF-1500	1.500	38.10	2.195	55.75	.055	1.40	900	180
VF-2000	2.000	50.80	2.695	68.45	.055	1.40	600	120
VF-2180	2.180	55.37	2.860	72.64	.055	1.40	500	100
VF-2500	2.500	63.50	3.180	80.77	.055	1.40	400	80
VF-2930	2.930	74.42	3.560	90.42	.055	1.40	400	80
VF-3000	3.000	76.20	3.600	91.44	.055	1.40	400	80
VF-3500	3.500	88.90	4.155	105.53	.055	1.40	300	60
VF-4000	4.000	101.60	4.690	119.12	.055	1.40	250	50
VF-4250	4.250	107.95	4.940	125.47	.055	1.40	200	40
VF-4500	4.500	114.30	5.190	131.82	.055	1.40	200	40
VF-4750	4.750	120.65	5.440	138.17	.055	1.40	200	40
VF-5000	5.000	127.00	5.690	144.52	.055	1.40	100	20
VF-5250	5.250	133.35	5.940	150.87	.055	1.40	100	20
VF-5500	5.500	139.70	6.190	157.22	.055	1.40	100	20
VF-6000	6.000	152.40	6.690	169.92	.055	1.40	100	20
VF-6500	6.500	165.10	7.190	182.62	.055	1.40	100	20

Caps for Flanged and Flange Mounted Fittings **FF Series**

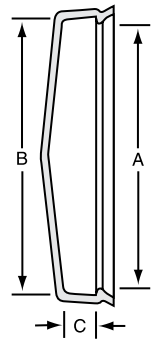
Caplugs No.	Dimensions								Packaging	
	Shape	To Fit	A		B		C		Carton Quantity	Mini Pak Quantity
			In	mm	In	mm	In	mm		
FF-26	Square	AN-756-12	.37	9.39	1.68	42.67	1.62	41.14	1000	200
FF-28	Square	AN-756-16	.36	9.14	1.84	46.73	1.78	45.21	1000	200
FF-32	Square	-	.34	8.63	2.11	53.59	2.05	52.07	1000	200
FF-35	Square	AN-756-20	.37	9.39	2.28	57.91	2.22	56.38	500	100
FF-38	Square	AN-756-24	.41	10.41	2.49	63.24	2.40	60.96	500	100
FF-41	Square	MS-9244-32	.44	11.17	2.65	67.31	2.59	65.78	500	100
FF-48	Square	AN-756-32	.42	10.66	3.09	78.48	3.03	76.96	500	100
FF-39	Triangle	MS-9233-24	.44	11.17	-	-	-	-	500	100
FF-64	Hex	AN-756-40	.43	10.92	-	-	-	-	250	50
FF-72	Hex	AN-756-48	.43	10.92	-	-	-	-	250	50

VSR Series

Vinyl Snap Ring Flange Covers

FF Series caps for flanged and flange mounted fittings are available in square, hexagonal and triangular shapes. When provided with slip-on flanges, caps protect surfaces and keep assemblies intact. The caps can be used for a variety of flanged and flange mounted fittings.

Material: Vinyl **Color:** Yellow **Optional Colors:** White, Black, Brown, Orange, Red, Green, Gray, Blue



Vinyl Snap Ring Flange Covers VSR Series

† Mini Paks available in standard color only

Caplugs No.	Dimensions						Packaging	
	A		B		C		Carton Quantity	Mini Pak [†] Quantity
	In	mm	In	mm	In	mm		
VSR-1000	.870	22.10	1.000	25.40	.375	9.53	1000	200
VSR-1150	1.050	26.67	1.150	29.21	.505	12.83	1000	200
VSR-1250	1.150	29.21	1.250	31.75	.505	12.83	1000	200
VSR-1500	1.450	36.83	1.550	39.37	.430	10.92	1000	200
VSR-1650	1.650	41.91	1.800	45.72	.505	12.83	1000	200
VSR-1750	1.700	43.18	1.800	45.72	.450	11.43	1000	200
VSR-2000	1.950	49.53	2.050	52.07	.450	11.43	1000	200
VSR-2150	2.050	52.07	2.150	54.61	.500	12.70	500	100
VSR-2250	2.150	54.61	2.280	57.91	.450	11.43	500	100
VSR-2500	2.400	60.96	2.620	66.55	.450	11.43	500	100
VSR-2750	2.650	67.31	2.800	71.12	.450	11.43	500	100
VSR-3000	2.850	72.39	3.050	77.47	.450	11.43	250	n/a
VSR-3250	3.150	80.01	3.300	83.82	.450	11.43	250	n/a
VSR-3500	3.400	86.36	3.600	91.44	.450	11.43	250	n/a
VSR-3750	3.650	92.71	3.850	97.79	.500	12.70	250	50
VSR-4000	3.900	99.06	4.080	103.63	.500	12.70	250	n/a
VSR-4250	4.150	105.41	4.320	109.73	.550	13.97	250	50
VSR-4500	4.400	111.76	4.600	116.84	.550	13.97	250	n/a
VSR-4750	4.650	118.11	4.850	123.19	.500	12.70	250	n/a
VSR-5000	4.900	124.46	5.100	129.54	.600	15.24	200	n/a
VSR-5250	5.150	130.81	5.350	135.89	.600	15.24	200	n/a
VSR-5500	5.400	137.16	5.620	142.75	.600	15.24	150	n/a
VSR-5750	5.700	144.78	5.850	148.59	.600	15.24	150	n/a
VSR-6000	5.900	149.86	6.180	156.97	.600	15.24	150	n/a
VSR-6250	6.180	156.97	6.400	162.56	.600	15.24	150	n/a
VSR-6500	6.450	163.83	6.650	168.91	.600	15.24	100	n/a
VSR-6750	6.700	170.18	6.900	175.26	.600	15.24	100	n/a
VSR-7000	6.950	176.53	7.150	181.61	.600	15.24	100	n/a
VSR-7250	7.200	182.88	7.400	187.96	.600	15.24	100	n/a
VSR-7500	7.450	189.23	7.650	194.31	.600	15.24	100	n/a
VSR-7750	7.700	195.58	7.900	200.66	.600	15.24	75	n/a
VSR-8000	7.950	201.93	8.150	207.01	.600	15.24	75	n/a
VSR-8250	8.250	209.55	8.450	214.63	.600	15.24	75	n/a
VSR-8500	8.450	214.63	8.700	220.98	.600	15.24	75	n/a
VSR-8750	8.600	218.44	8.800	223.52	.600	15.24	75	n/a
VSR-9000	8.800	223.52	9.000	228.60	.620	15.75	75	n/a
VSR-9500	9.350	237.49	9.550	242.57	.600	15.24	50	n/a
VSR-9750	9.700	246.38	10.050	255.27	.600	15.24	50	n/a
VSR-10000	9.900	251.46	10.050	255.27	.600	15.24	50	n/a
VSR-10250	10.100	256.54	10.300	261.62	.600	15.24	40	n/a
VSR-10500	10.400	264.16	10.650	270.51	.600	15.24	30	n/a
VSR-11000	10.900	276.86	11.050	280.67	.600	15.24	30	n/a
VSR-11420	11.100	281.94	11.420	290.07	.500	12.70	30	n/a
VSR-12000	11.800	299.72	12.000	304.80	.650	16.51	30	n/a
VSR-12250	12.150	308.61	12.350	313.69	.650	16.51	20	n/a
VSR-13500	13.500	342.90	13.750	349.25	.650	16.51	20	n/a
VSR-14500	14.500	368.30	14.750	374.65	.650	16.51	10	n/a

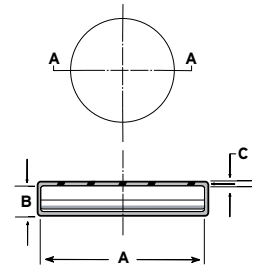
CC Series




Flange Covers

CC Series flange covers prevent damage during maintenance, repair or new construction in standard and low profile sheet metal or machined flanges.

Material: Low-Density Polyethylene **Color:** Yellow



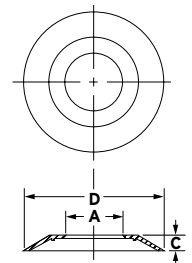
FN Series



Finishing Flanges - Non-Corroding

FN Series flanges (non-corroding) provide a durable and long-lasting appearance as well as an economical alternative to metal flanges.

Material: Linear Low-Density Polyethylene **Color:** White



Flange Covers **CC Series**

Caplugs No.	Dimensions						Packaging	
	A		B		C		Carton Quantity	Mini Pak Quantity
	In	mm	In	mm	In	mm		
CC-1	1.545	39.24	.34	8.64	.031	.79	2500	500
CC-1-1/4	1.872	47.54	.34	8.64	.031	.79	2500	500
CC-1-1/2	2.122	53.89	.34	8.64	.031	.79	2500	500
CC-1-3/4	2.372	60.24	.34	8.64	.031	.79	1000	200
CC-2	2.622	66.59	.34	8.64	.031	.79	1000	200
CC-2-1/4	2.886	73.30	.34	8.64	.031	.79	1000	200
CC-2-1/2	3.136	79.65	.34	8.64	.031	.79	1000	200
CC-2-3/4	3.386	86.00	.34	8.64	.035	.88	1000	200
CC-3	3.636	92.35	.34	8.64	.035	.88	500	100
CC-3-1/4	3.886	98.70	.34	8.64	.035	.88	500	100
CC-3-1/2	4.141	105.18	.34	8.64	.035	.88	500	100
CC-3-3/4	4.391	111.53	.34	8.64	.040	1.01	500	100
CC-4	4.641	117.88	.34	8.64	.040	1.01	500	100
CC-4-1/2	5.141	130.58	.34	8.64	.040	1.01	250	50
CC-5	5.641	143.28	.34	8.64	.040	1.01	250	50
CC-5-1/4	5.891	149.63	.34	8.64	.040	1.01	250	50
CC-5-1/2	6.141	155.98	.34	8.64	.045	1.14	250	50
CC-6	6.656	169.06	.34	8.64	.045	1.14	200	40
CC-6-1/4	6.906	175.41	.34	8.64	.045	1.14	200	40
CC-6-1/2	7.156	181.76	.34	8.64	.045	1.14	200	40
CC-7	7.656	194.46	.34	8.64	.045	1.14	100	20
CC-9	9.656	245.26	.34	8.64	.055	1.40	150	30

Finishing Flanges - Non-Corroding **FN Series**

Caplugs No.	Common Uses	Dimensions						Packaging
		A		C		D		Carton Quantity
		In	mm	In	mm	In	mm	
FN-179-1	Fits 1/4 Pipe	.531	13.49	.20	5.08	2.12	53.85	3000
FN-179-7	Fits 1/4 Pipe	.625	15.88	.20	5.08	2.12	53.85	3000
FN-179-3	Fits 1/2 Pipe	.812	20.62	.20	5.08	2.12	53.85	3000
FN-180	Fits 3/4 Pipe	1.000	25.40	.44	11.18	2.88	73.15	2000
FN-182	Fits 3/4 Pipe	1.000	25.40	.31	7.87	3.25	82.55	1000
FN-184	Fits 3/4 Pipe	1.000	25.40	.32	8.13	3.75	95.25	1000
FN-186	Fits 3/4 Pipe	1.000	25.40	.38	9.65	2.38	60.45	2500
FN-177	Fits 3/4 Pipe	1.025	26.04	.28	7.11	2.50	63.50	2500
FN-182-3	Fits 1 Pipe	1.312	33.32	.31	7.87	3.25	82.55	1000
FN-182-6	Fits 1 Pipe	1.531	38.89	.31	7.87	3.25	82.55	1000
FN-182-2	Fits 1-1/4 Pipe	1.625	41.28	.31	7.87	3.25	82.55	1000
FN-182-7	Fits 1-1/2 Pipe	1.890	48.01	.31	7.87	3.25	82.55	1000
FN-187-2	Fits 2 Pipe	2.312	58.72	.31	7.87	3.50	88.90	1000
FN-187	Fits 2 O.D. Tube	2.000	50.80	.31	7.87	3.50	88.90	1000

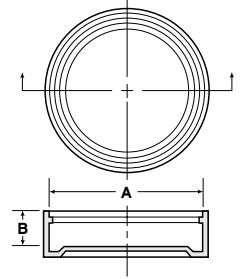
SF Series

Caps for Split-Flange Connections



SF Series caps protect four-bolt split-flange connections. The caps are manufactured with natural, translucent polyethylene and push on with an internal bead for a positive locking grip. The O-ring remains visible after closure is applied.

Material: Low-Density Polyethylene **Color:** Natural



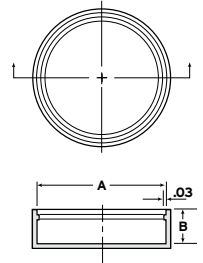
HSF Series

High-Pressure Split-Flange Covers



HSF Series high-pressure split-flange covers are designed with translucent low-density polyethylene to protect four-bolt split-flange connections. The covers attach easily with an internal bead that provides a positive locking grip. The O-ring remains visible after closure is applied.

Material: Low-Density Polyethylene **Color:** Natural



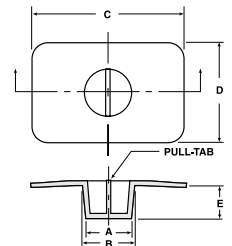
SFP Series

Covers for Split-Flange Connections



SFP Series covers for split-flange connections are used on SAE 3000 lb., four-bolt split hydraulic flanges. The covers protect port and flange surfaces by fitting securely into opening.

Material: Low-Density Polyethylene **Color:** Red



pipe & flange

Caps for Split-Flange Connections **SF Series**

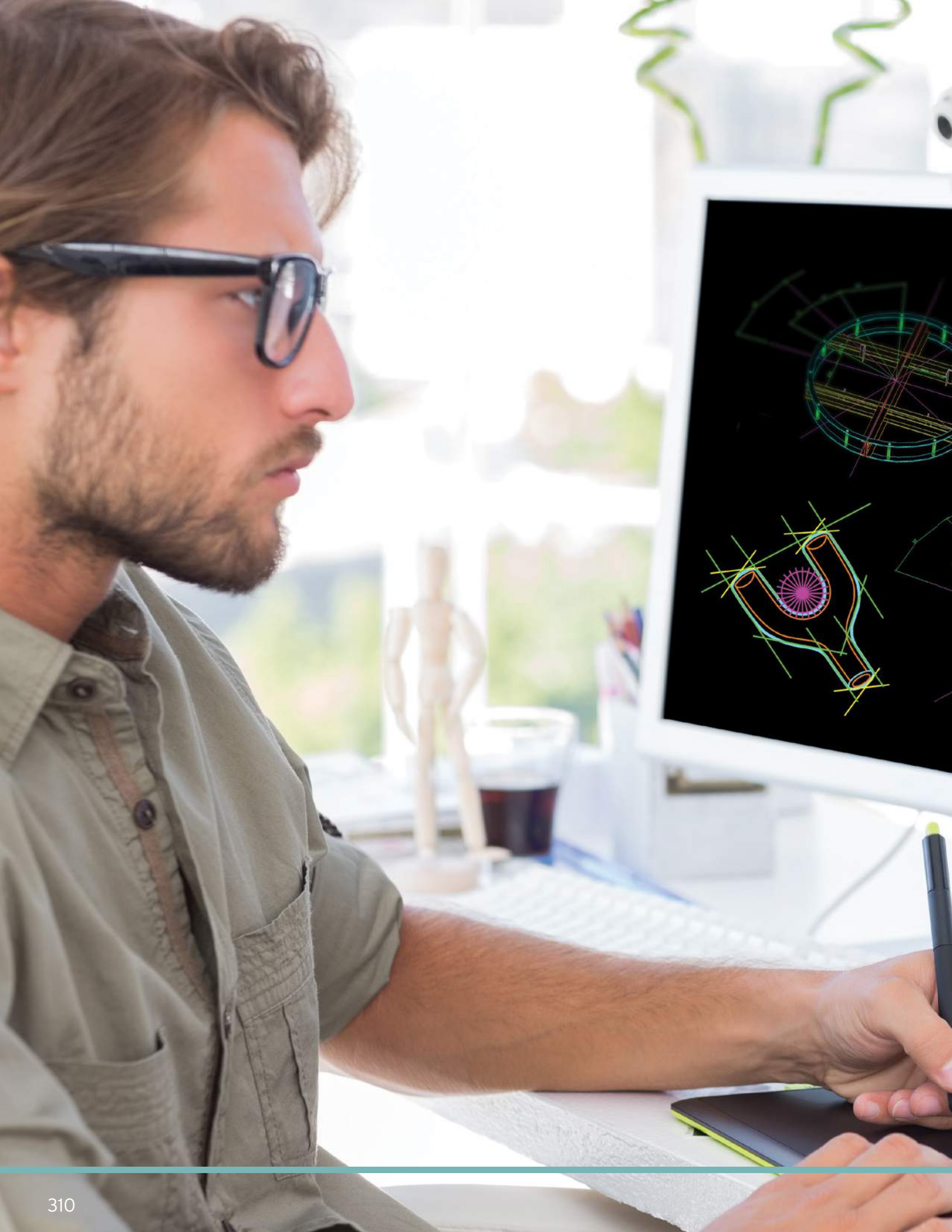
Caplugs No.	Dimensions						Packaging	
	To Cap Nominal Flange Size (In)	To Cap Ferrule Size (In)	A		B		Carton Quantity	Mini Pak Quantity
			In	mm	In	mm		
SF-7	-	1/2, 3/4	1.02	25.91	.34	8.64	5000	1000
SF-CC-8	1/2	-	1.19	30.23	.39	9.91	3000	600
SF-10	5/8	-	1.35	34.29	.39	9.91	2500	500
SF-12	3/4	-	1.50	38.10	.39	9.91	2500	500
SF-16	1	-	1.75	44.45	.41	10.41	2500	500
SF-20	1-1/4	1, 1-1/2	2.00	50.80	.44	11.18	1000	200
SF-24	1-1/2	-	2.38	60.45	.44	11.18	1000	200
SF-28	-	2	2.53	64.26	.32	8.13	1000	200
SF-32	2	-	2.81	71.38	.50	12.70	1000	200
SF-36	-	2-1/2	3.06	77.72	.32	8.13	900	180
SF-CC-40	2-1/2	-	3.31	84.08	.50	12.70	500	100
SF-44	-	3	3.59	91.19	.32	8.13	600	120
SF-48	3	-	4.00	101.60	.50	12.70	500	100
SF-64	-	4	4.68	118.87	.34	8.64	400	80
SF-72	-	-	4.50	114.30	.57	14.48	250	n/a
SF-80	-	-	5.00	127.00	.57	14.48	250	n/a

High-Pressure Split-Flange Covers **HSF Series**

Caplugs No.	Dimensions						Packaging	
	To Cap Nominal Flange Size (In)	A		B		Carton Quantity	Mini Pak Quantity	
		In	mm	In	mm			
HSF-8	1/2	1.28	32.51	.51	12.95	3000	600	
HSF-12	3/4	1.66	42.16	.55	13.97	2000	400	
HSF-16	1	1.91	48.51	.58	14.73	1000	200	
HSF-20	1-1/4	2.16	54.86	.61	15.49	1000	200	
HSF-24	1-1/2	2.53	64.26	.70	17.78	800	160	
HSF-32	2	3.16	80.26	.70	17.78	500	100	
HSF-44	n/a	2.79	70.90	.48	12.20	500	100	

Covers for Split-Flange Connections **SFP Series**

Caplugs No.	Dimensions											Packaging		
	To Cover Flange Dash Size (In)	To Fit Dim Flange Size (In)	A		B		C		D		E		Carton Quantity	Mini Pak Quantity
			In	mm	In	mm	In	mm	In	mm	In	mm		
SFP-12	-12	3/4	.73	18.54	.79	20.07	2.56	65.03	1.62	41.15	.50	12.70	2500	500
SFP-16	-16	1	.98	24.89	1.04	26.42	2.75	69.85	1.88	47.75	.50	12.70	1000	200
SFP-20	-20	1-1/4	1.23	31.24	1.29	32.77	3.12	79.25	2.00	50.80	.50	12.70	1000	200
SFP-24	-24	1-1/2	1.46	37.09	1.55	39.37	3.69	93.73	2.38	60.45	.75	19.05	500	100
SFP-32	-32	2	1.96	49.79	2.05	52.07	4.00	101.60	2.75	69.85	.75	19.05	500	100
SFP-40	-40	2-1/2	2.46	62.49	2.55	64.77	4.50	114.30	3.25	82.55	.75	19.05	250	50





medical

As a qualified supplier to over 1,300 medical customers and more than 65 years of industry experience, Caplugs has the medical device components you're looking for. We are the only true national plastic molder of both protective and functional parts for medical devices and equipment. If one of our standard parts can't meet your requirements, our experienced in-house team of engineers will work with you to design exactly what you need.

Caplugs is a trusted supplier to 25 of the top 30 medical device manufacturers.

TRC Series

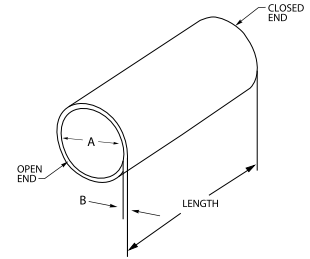
Standard Wall Closed-End Tubing

TRC Series ClearView™ plastic tubing comes in standard duty and heavy wall. Designed with a clear closed end, TRC is available in a variety of lengths to meet your packaging needs for instruments, orthopedic implants, surgical tools and vials.

- Variety of caps and plugs available

Material: PETG **Color:** Natural









Note: Samples are available only in 6" lengths
 Note: "A" dimension is the inside diameter









Caplugs No.	Dimensions				Packaging Carton Quantity
	A		B		
	In	mm	In	mm	
TRC-500-012	.548	13.92	.012	.30	Call Customer Service
TRC-625-014	.714	18.14	.014	.36	Call Customer Service
TRC-750-015	.808	20.52	.015	.38	Call Customer Service
TRC-875-017	.942	23.93	.017	.43	Call Customer Service
TRC-937-017	1.026	26.06	.017	.43	Call Customer Service
TRC-1000-017	1.097	27.86	.017	.43	Call Customer Service
TRC-1125-018	1.211	30.76	.018	.46	Call Customer Service
TRC-1187-018	1.273	32.59	.018	.46	Call Customer Service
TRC-1250-018	1.363	34.62	.018	.46	Call Customer Service
TRC-1375-018	1.438	36.53	.018	.46	Call Customer Service
TRC-1500-018	1.644	41.76	.018	.46	Call Customer Service
TRC-1625-020	1.710	43.43	.020	.51	Call Customer Service
TRC-1750-020	1.820	46.23	.020	.51	Call Customer Service
TRC-1875-020	1.960	49.78	.020	.51	Call Customer Service
TRC-2000-020	2.070	52.58	.020	.51	Call Customer Service
TRC-2250-020	2.320	58.93	.020	.51	Call Customer Service
TRC-2500-020	2.570	65.28	.020	.51	Call Customer Service
TRC-2625-020	2.710	68.83	.020	.51	Call Customer Service
TRC-2750-020	2.790	70.87	.020	.51	Call Customer Service
TRC-3000-025	3.085	78.36	.025	.64	Call Customer Service
TRC-3500-025	3.570	90.68	.025	.64	Call Customer Service

Standard Wall Closed-End Tubing TRC Series

Caps for ClearView® Standard Wall Tubes

								
Tube Size	VC Style Cap	VHC Style Cap	VHR Style Cap	VSE Style Cap	EC Style Cap	EP Style Cap	RC Style Cap	SC Style Cap
TRC 500	VC 562	VHC 531	None	VSE 531	EC 9	None	None	SC 9/16
TRC 625	VC 750	None	VHR 750	VSE 750	EC 12	None	RC 12	SC 3/4
TRC 750	VC 812	VHC 812	VHR 875	VSE 796	EC 14	None	None	SC 7/8
TRC 875	VC 937	None	None	VSE 937	EC 16	None	RC 16	SC 1
TRC 937	VC 1062	VHC 1062	None	VSE 1062	None	None	None	SC 11/16
TRC 1000	VC 1125	VHC 1062	None	VSE 1125	None	None	None	SC 11/8
TRC 1125	VC 1250	None	None	None	EC 20	None	None	SC 11/4
TRC 1187	VC-1250	None	None	None	None	None	None	SC 15/16
TRC 1250	VC 1375	VHC 1375	None	VSE 1313	None	EP 24	None	None
TRC 1375	VC 1437	VHC 1437	None	None	EC 24	None	None	SC 11/2
TRC 1500	VC 1625	VHC 1625	None	VSE 1625	None	None	RC 27	None
TRC 1625	VC 1687	None	None	None	None	None	None	None
TRC 1750	VC 1875	None	None	None	None	EP 32	RC 30	SC 17/8
TRC 1875	VC 2000	VHC 2000	None	None	None	None	None	None
TRC 2000	VC 2125	None	None	VSE 2125	None	EP 36	None	None
TRC 2250	VC 2375	None	None	None	None	EP 40	None	SC 2 3/8
TRC 2500	VC 2625	None	None	None	None	None	None	SC 2 5/8, 1622
TRC 2625	VC 2750	None	None	None	None	None	None	SC 2 3/4
TRC 2750	VC 2875	None	None	None	None	None	None	None
TRC 3000	VC 3125	None	None	None	None	None	None	None
TRC 3500	VC 3625	None	None	None	None	None	None	SC 3 5/8

Plugs for ClearView® Standard Wall Tubes

						
Tube Size	STP Style Plug	T Style Plug	EC Style Plug	EP Style Plug	RC Style Plug	TE Style Plug
TRC 500	None	T 5S or T 5X	EC 8	None	None	TE 500
TRC 625	None	T 8X	None	EP 12	None	TE 625
TRC 750	None	T 10	None	None	RC 12	TE 750
TRC 875	None	T 12	None	None	None	TE 875
TRC 937	None	T 13A	None	None	None	TE 937
TRC 1000	None	T 13X	None	EP 18	None	TE 1000
TRC 1125	None	T 14	None	None	None	TE 1125
TRC 1187	None	T 14X	None	None	None	TE 1187-HNG
TRC 1250	None	T 16A	None	None	None	TE 1250
TRC 1375	None	T 17A, T 16S	EC 22	None	None	TE 1375
TRC 1500	None	T 18	None	None	None	TE 1500
TRC 1625	None	T 18X	None	EP 28	None	TE 1625
TRC 1750	None	T 19	None	None	None	TE 1750
TRC 1875	None	T 210	None	EP 32	None	TE 1875
TRC 2000	None	T 220	None	None	None	TE 2000
TRC 2250	None	T 25A	None	None	None	TE 2250
TRC 2500	None	T 250	None	None	None	TE 2500
TRC 2625	None	T 44	None	None	None	TE 2625
TRC 2750	STP 2 3/4	None	None	None	None	TE 2750
TRC 3000	None	None	None	None	None	TE 3000
TRC 3500	None	T 1050	None	None	None	TE 3500

TRC Series

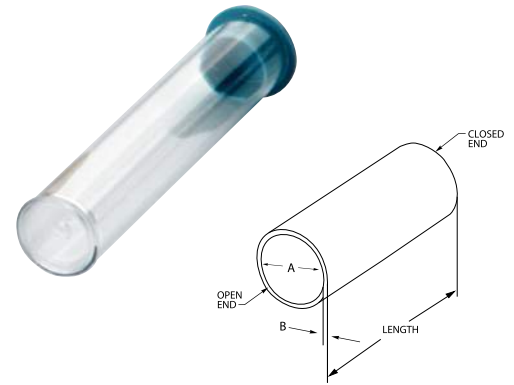
Heavy Wall Closed-End Tubing

TRC Series ClearView™ plastic tubing can be specified with a heavy wall for durability and extra protection fo glass vials, orthopedic implants, surgical tools and instruments. Designed with a clear closed end, this part is available in a variety of lengths to meet your packaging needs.

- Variety of caps and plugs for top available

Material: PETG **Color:** Natural








Note: Samples are available only in 6" lengths
Note: "A" dimension is the inside diameter









Caplugs No.	Dimensions				Packaging Carton Quantity
	A		B		
	In	mm	In	mm	
TRC-500-022	.528	13.41	.022	.56	Call Customer Service
TRC-625-022	.698	17.73	.022	.56	Call Customer Service
TRC-750-022	.794	20.17	.022	.56	Call Customer Service
TRC-875-022	.932	23.67	.022	.56	Call Customer Service
TRC-937-022	1.016	25.81	.022	.56	Call Customer Service
TRC-1000-022	1.087	27.61	.022	.56	Call Customer Service
TRC-1125-022	1.203	30.56	.022	.56	Call Customer Service
TRC-1187-022	1.273	32.33	.025	.64	Call Customer Service
TRC-1250-022	1.355	34.42	.022	.56	Call Customer Service
TRC-1375-022	1.430	36.32	.022	.56	Call Customer Service
TRC-1500-022	1.636	41.55	.022	.56	Call Customer Service
TRC-1625-028	1.694	43.03	.028	.71	Call Customer Service
TRC-1750-028	1.804	45.82	.028	.71	Call Customer Service
TRC-1875-025	1.950	49.53	.025	.64	Call Customer Service
TRC-2000-028	2.054	52.17	.028	.71	Call Customer Service
TRC-2250-028	2.304	58.52	.028	.71	Call Customer Service
TRC-2500-028	2.554	64.87	.028	.71	Call Customer Service
TRC-2625-030	2.690	68.33	.030	.76	Call Customer Service
TRC-2750-028	2.774	70.46	.028	.71	Call Customer Service
TRC-3000-032	3.071	78.00	.032	.81	Call Customer Service
TRC-3500-032	3.556	90.32	.032	.81	Call Customer Service

Heavy Wall Closed-End Tubing TRC Series

Caps for ClearView® Heavy Wall Tubes

							
Tube Size	VC Style Cap	VHC Style Cap	VSE Style Cap	EC Style Cap	EP Style Cap	RC Style Cap	SC Style Cap
TRC 500	VC 562	VHC 531	VSE 531	EC 9	None	None	SC 9/16
TRC 625	VC 750	VHR 750	VSE 750	EC 12	None	RC 12	SC 3/4
TRC 750	VC 812	VHC 812/VHR 875	VSE 796	EC 14	None	None	SC 7/8
TRC 875	VC 937	None	VSE 937	EC 16	None	RC 16	SC 1
TRC 937	VC 1062	VHC 1062	VSE 1062	None	None	None	SC 11/6
TRC 1000	VC 1125	VHC 1062	VSE 1125	None	None	None	SC 11/8
TRC 1125	VC 1250	None	None	EC 20	None	None	SC 11/4
TRC 1187	VC 1250	None	None	None	None	None	SC 15/16-12
TRC 1250	VC 1375	VHC 1375	VSE 1313	None	EP 24	None	None
TRC 1375	VC 1437	VHC 1437	None	EC 24	None	None	SC 11/2
TRC 1500	VC 1625	VHC 1625	VSE 1625	None	None	RC 27	SC 13/4
TRC 1625	VC 1687	None	None	None	None	None	None
TRC 1750	VC 1875	None	None	None	EP 32	RC 30	SC 17/8
TRC 1875	VC 2000	VHC 2000	None	None	None	None	None
TRC 2000	VC 2125	None	VSE 2125	None	EP 36	None	None
TRC 2250	VC 2375	None	None	None	EP 40	None	SC 2 3/8
TRC 2500	VC 2625	None	None	None	None	None	SC 2 5/8, 1622
TRC 2625	VC 2750	None	None	None	None	None	SC 2 3/4
TRC 2750	VC 2875	None	None	None	None	None	None
TRC 3000	VC 3125	None	None	None	None	None	None
TRC 3500	VC 3625	None	None	None	None	None	SC 3 5/8

Plugs for ClearView® Heavy Wall Tubes

						
Tube Size	STP Style Plug	T Style Plug	EC Style Plug	EP Style Plug	RC Style Plug	TE Style Plug
TRC 500	None	T 5	None	None	None	TE 500
TRC 625	None	T 8	None	None	None	TE 625
TRC 750	None	T 9X	None	None	None	TE 750
TRC 875	None	T 12	None	None	RC 14-12	TE 875
TRC 937	None	T 12X	EC 16	None	None	TE 937
TRC 1000	None	T 13X	None	EP 18	None	TE 1000
TRC 1125	None	T 14	B 8210	None	None	TE 1125
TRC 1187	None	T 14X	None	None	None	TE 1187-HNG
TRC 1250	None	T 15X	None	EP 22	RC 21	TE 1250
TRC 1375	None	T 16	EC 22	None	None	TE 1375
TRC 1500	None	T 18	None	None	None	TE 1500
TRC 1625	None	T 18X (tight)	EC 26	None	RC 26	TE 1625
TRC 1750	None	T 19 (tight)	EC 28	None	None	TE 1750
TRC 1875	None	T 210	None	EP 32	RC 30	TE 1875
TRC 2000	None	T 21 or T 220	None	None	None	TE 2000
TRC 2250	None	T 25A (tight)	EC 36	None	None	TE 2250
TRC 2500	STP 2 1/2	T 250	EC 40	None	RC 40	TE 2500
TRC 2625	None	T 43A	None	None	None	TE 2625
TRC 2750	STP 2 3/4	T 44	None	None	None	TE 2750
TRC 3000	None	T 53	CEC 48	None	None	TE 3000
TRC 3500	None	T 1050	None	None	None	TE 3500

TRO Series

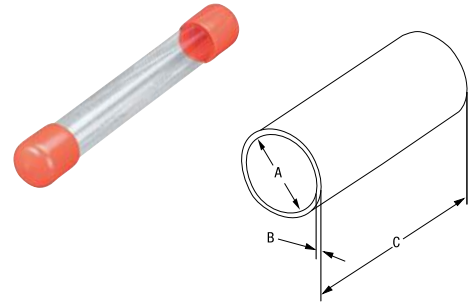
Standard Wall Open-End Tubing

TRO Series ClearView™ plastic tubing comes in standard duty and heavy wall. Designed to meet a variety of your medical packaging needs including instruments, surgical tools and implants.

- Variety of caps and plugs available

Material: PETG **Color:** Natural






Note: Samples are available only in 6" lengths
Note: "A" dimension is the inside diameter









Caplugs No.	Dimensions						Packaging	
	A		B		C		Carton Quantity	Mini Pak Quantity
	In	mm	In	mm	In	mm		
TRO-187-012-48.000	.210	5.33	.012	.30	48.00	1219.20	900	n/a
TRO-250-012-48.000	.299	7.59	.012	.30	48.00	1219.20	500	n/a
TRO-375-012-48.000	.421	10.69	.012	.30	48.00	1219.20	500	n/a
TRO-448-012-48.000	.460	11.68	.012	.30	48.00	1219.20	250	n/a
TRO-500-012-48.000	.548	13.92	.012	.30	48.00	1219.20	300	n/a
TRO-625-014-48.000	.714	18.14	.014	.36	48.00	1219.20	180	n/a
TRO-750-015-48.000	.808	20.52	.015	.38	48.00	1219.20	200	n/a
TRO-875-017-48.000	.942	23.93	.017	.43	48.00	1219.20	100	n/a
TRO-937-017-48.000	1.026	26.06	.017	.43	48.00	1219.20	324	n/a
TRO-1000-017-48.000	1.097	27.86	.017	.43	48.00	1219.20	100	n/a
TRO-1125-018-48.000	1.211	30.76	.018	.46	48.00	1219.20	120	n/a
TRO-1187-020-48.000	1.283	32.59	.020	.51	48.00	1219.20	120	n/a
TRO-1250-018-48.000	1.363	34.62	.018	.46	48.00	1219.20	90	n/a
TRO-1375-018-48.000	1.438	36.53	.018	.46	48.00	1219.20	90	n/a
TRO-1500-018-48.000	1.644	41.76	.018	.46	48.00	1219.20	90	n/a
TRO-1625-020-48.000	1.710	43.43	.020	.51	48.00	1219.20	80	n/a
TRO-1750-020-48.000	1.820	46.23	.020	.51	48.00	1219.20	70	n/a
TRO-1875-020-48.000	1.960	49.78	.020	.51	48.00	1219.20	70	n/a
TRO-2000-020-48.000	2.070	52.58	.020	.51	48.00	1219.20	60	n/a
TRO-2250-020-48.000	2.320	58.93	.020	.51	48.00	1219.20	60	n/a
TRO-2500-020-48.000	2.570	65.28	.020	.51	48.00	1219.20	50	n/a
TRO-2625-020-48.000	2.710	68.83	.020	.51	48.00	1219.20	50	n/a
TRO-2750-020-48.000	2.790	70.87	.020	.51	48.00	1219.20	21	n/a
TRO-3000-025-48.000	3.085	78.36	.025	.64	48.00	1219.20	36	n/a
TRO-3500-025-48.000	3.570	90.68	.025	.64	48.00	1219.20	15	n/a

Standard Wall Open-End Tubing TRO Series

Caps for ClearView® Standard Wall Tubes

								
Tube Size	VC Style Cap	VHC Style Cap	VHR Style Cap	VSE Style Cap	EC Style Cap	EP Style Cap	RC Style Cap	SC Style Cap
TRO 187	VC 234	None	None	None	None	None	None	None
TRO 250	VC 312	None	None	VSE 312	EVC-312-650	None	None	None
TRO 375	VC 437	None	None	VSE 406	None	None	None	SC 7/16-8 (tight)
TRO 448	VC-485	None	None	None	EC-8	None	RC-8	None
TRO 500	VC 562	VHC 531	None	VSE 531	EC 9	None	None	SC 9/16
TRO 625	VC 750	None	VHR 750	VSE 750	EC 12	None	RC 12	SC 3/4
TRO 750	VC 812	VHC 812	VHR 875	VSE 796	EC 14	None	None	SC 7/8
TRO 875	VC 937	None	None	VSE 937	EC 16	None	RC 16	SC 1
TRO 937	VC 1062	VHC 1062	None	VSE 1062	None	None	None	SC 11/16
TRO 1000	VC 1125	VHC 1062	None	VSE 1125	None	None	None	SC 11/8
TRO 1125	VC 1250	None	None	None	EC 20	None	None	SC 11/4
TRO 1187	VC-1250	None	None	None	None	None	None	SC 15/16
TRO 1250	VC 1375	VHC 1375	None	VSE 1313	None	EP 24	None	None
TRO 1375	VC 1437	VHC 1437	None	None	EC 24	None	None	SC 11/2
TRO 1500	VC 1625	VHC 1625	None	VSE 1625	None	None	RC 27	None
TRO 1625	VC 1687	None	None	None	None	None	None	None
TRO 1750	VC 1875	None	None	None	None	EP 32	RC 30	SC 17/8
TRO 1875	VC 2000	VHC 2000	None	None	None	None	None	None
TRO 2000	VC 2125	None	None	VSE 2125	None	EP 36	None	None
TRO 2250	VC 2375	None	None	None	None	EP 40	None	SC 2 3/8
TRO 2500	VC 2625	None	None	None	None	None	None	SC 2 5/8, 1622
TRO 2625	VC 2750	None	None	None	None	None	None	SC 2 3/4
TRO 2750	VC 2875	None	None	None	None	None	None	None
TRO 3000	VC 3125	None	None	None	None	None	None	STP 3 1/4 as cap
TRO 3500	VC 3625	None	None	None	None	None	None	SC 3 5/8

Plugs for ClearView® Standard Wall Tubes

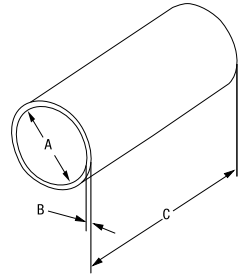
						
Tube Size	STP Style Plug	T Style Plug	EC Style Plug	EP Style Plug	RC Style Plug	TE Style Plug
TRO 187	None	T 0	None	None	None	None
TRO 250	None	T1X	EC 4 (tight)	None	None	None
TRO 375	None	T 3	None	None	None	None
TRO 448	None	T4	None	None	None	None
TRO 500	None	T 5S or T 5X	EC 8	None	None	TE 500
TRO 625	None	T 8X	None	EP 12	None	TE 625
TRO 750	None	T 10	None	None	RC 12	TE 750
TRO 875	None	T 12	None	None	None	TE 875
TRO 937	None	T 13A	None	None	None	TE 937
TRO 1000	None	T 13X	None	EP 18	None	TE 1000
TRO 1125	None	T 14	None	None	None	TE 1125
TRO 1187	None	T 14X	None	None	None	TE 1187-HNG
TRO 1250	None	T 16A	None	None	None	TE 1250
TRO 1375	None	T 17A, T 16S	EC 22	None	None	TE 1375
TRO 1500	B 8798	T 18	None	None	None	TE 1500
TRO 1625	None	T 18X	None	EP 28	None	TE 1625
TRO 1750	B 8313	T 19	None	None	None	TE 1750
TRO 1875	None	T 210	None	EP 32	None	TE 1875
TRO 2000	None	T 220	None	None	None	TE 2000
TRO 2250	None	T 25A	None	None	None	TE 2250
TRO 2500	None	T 250	None	None	None	TE 2500
TRO 2625	None	T 44	None	None	None	TE 2625
TRO 2750	STP 2 3/4	None	None	None	None	TE 2750
TRO 3000	None	None	None	None	None	TE 3000
TRO 3500	None	T 1050	None	None	None	TE 3500

TRO Series

Heavy Wall Open-End Tubing



TRO Series ClearView™ plastic tubing comes in standard duty and heavy wall with the heavy wall thickness adding extra protection and durability. Surgical tools and implants, plus other medical devices can be accommodated by the variety of tube sizes and closure options.



- Variety of caps and plugs available



Material: PETG **Color:** Natural

Note: Samples are available only in 6" lengths
Note: "A" dimension is the inside diameter







Caplugs No.	Dimensions						Packaging	
	A		B		C		Carton Quantity	Mini Pak Quantity
	In	mm	In	mm	In	mm		
TRO-187-020-48.000	.194	4.93	.020	.51	48.00	1219.20	600	n/a
TRO-250-022-48.000	.279	7.09	.022	.56	48.00	1219.20	400	n/a
TRO-375-022-48.000	.401	10.19	.022	.56	48.00	1219.20	250	n/a
TRO-448-022-48.000	.440	11.18	.022	.56	48.00	1219.20	250	n/a
TRO-500-022-48.000	.528	13.41	.022	.56	48.00	1219.20	200	n/a
TRO-625-022-48.000	.698	17.73	.022	.56	48.00	1219.20	150	n/a
TRO-750-022-48.000	.794	20.17	.022	.56	48.00	1219.20	140	n/a
TRO-875-022-48.000	.932	23.67	.022	.56	48.00	1219.20	100	n/a
TRO-937-022-48.000	1.016	25.81	.022	.56	48.00	1219.20	324	n/a
TRO-1000-022-48.000	1.087	27.61	.022	.56	48.00	1219.20	100	n/a
TRO-1125-022-48.000	1.203	30.56	.022	.56	48.00	1219.20	100	n/a
TRO-1187-025-48.000	1.273	32.33	.025	.64	48.00	1219.20	120	n/a
TRO-1250-022-48.000	1.355	34.42	.022	.56	48.00	1219.20	90	n/a
TRO-1375-022-48.000	1.430	36.32	.022	.56	48.00	1219.20	80	n/a
TRO-1500-022-48.000	1.636	41.55	.022	.56	48.00	1219.20	60	n/a
TRO-1625-028-48.000	1.694	43.03	.028	.71	48.00	1219.20	50	n/a
TRO-1750-028-48.000	1.804	45.82	.028	.71	48.00	1219.20	50	n/a
TRO-1875-025-48.000	1.950	49.53	.025	.64	48.00	1219.20	50	n/a
TRO-2000-028-48.000	2.054	52.17	.028	.71	48.00	1219.20	40	n/a
TRO-2250-028-48.000	2.304	58.52	.028	.71	48.00	1219.20	30	n/a
TRO-2500-028-48.000	2.554	64.87	.028	.71	48.00	1219.20	30	n/a
TRO-2610-030-48.000	2.610	66.29	.030	.76	48.00	1219.20	28	n/a
TRO-2625-030-48.000	2.690	68.33	.030	.76	48.00	1219.20	28	n/a
TRO-2670-030-48.000	2.670	67.82	.030	.76	48.00	1219.20	28	n/a
TRO-2730-030-48.000	2.730	69.34	.030	.76	48.00	1219.20	28	n/a
TRO-2750-028-48.000	2.774	70.46	.028	.71	48.00	1219.20	21	n/a
TRO-3000-032-48.000	3.071	78.00	.032	.81	48.00	1219.20	36	n/a
TRO-3500-032-48.000	3.556	90.32	.032	.81	48.00	1219.20	15	n/a
TRO-3580-030-48.000	3.580	90.93	.030	.76	48.00	1219.20	15	n/a
TRO-3640-030-48.000	3.640	92.46	.030	.76	48.00	1219.20	15	n/a
TRO-3700-030-48.000	3.700	93.98	.030	.76	48.00	1219.20	15	n/a

Heavy Wall Open-End Tubing TRO Series

Caps for ClearView® Heavy Wall Tubes

								
Tube Size	VC Style Cap	VHC Style Cap	VHR Style Cap	VSE Style Cap	EC Style Cap	EP Style Cap	RC Style Cap	SC Style Cap
TRO 187	VC 234	None	None	None	None	None	None	None
TRO 250	VC 312	None	None	VSE 312	EVC-312-650	None	None	None
TRO 375	VC 437	None	None	VSE 406	EVC-437-750	None	None	SC 7/16-8 (tight)
TRO 448	VC-485	None	None	None	EC-8	None	RC-8	None
TRO 500	VC 562	VHC 531	None	VSE 531	EC 9, EVC-562-900	None	None	SC 9/16
TRO 625	VC 750	None	VHR 750	VSE 750	EC 12	None	RC 12	SC 3/4
TRO 750	VC 812	VHC 812	VHR 875	VSE 796	EC 14	None	None	SC 7/8
TRO 875	VC 937	None	None	VSE 937	EC 16	None	RC 16	SC 1
TRO 937	VC 1062	VHC 1062	None	VSE 1062	None	None	None	SC 1 1/6
TRO 1000	VC 1125	VHC 1062	None	VSE 1125	None	None	None	SC 1 1/8
TRO 1125	VC 1250	None	None	None	EC 20	None	None	SC 1 1/4
TRO 1187	VC 1250	None	None	None	None	None	None	SC 1 5/16-12
TRO 1250	VC 1375	VHC 1375	None	VSE 1313	None	EP 24	None	None
TRO 1375	VC 1437	VHC 1437	None	None	EC 24	None	None	SC 1 1/2
TRO 1500	VC 1625	VHC 1625	None	VSE 1625	None	None	RC 27	SC 1 3/4
TRO 1625	VC 1687	None	None	None	None	None	None	None
TRO 1750	VC 1875	None	None	None	None	EP 32	RC 30	SC 1 7/8
TRO 1875	VC 2000	VHC 2000	None	None	None	None	None	None
TRO 2000	VC 2125	None	None	VSE 2125	None	EP 36	None	None
TRO 2250	VC 2375	None	None	None	None	EP 40	None	SC 2 3/8
TRO 2500	VC 2625	None	None	None	None	None	None	SC 2 5/8, 1622
TRO 2625	VC 2750	None	None	None	None	None	None	SC 2 3/4
TRO 2750	VC 2875	None	None	None	None	None	None	None
TRO 3000	VC 3125	None	None	None	None	None	None	STP 3 1/4 as cap
TRO 3500	VC 3625	None	None	None	None	None	None	SC 3 5/8

Plugs for ClearView® Heavy Wall Tubes

						
Tube Size	STP Style Plug	T Style Plug	EC Style Plug	EP Style Plug	RC Style Plug	TE Style Plug
TRO 187	None	T 00X	K 4	None	None	None
TRO 250	None	T 1	None	None	None	None
TRO 375	None	T 3	None	None	None	None
TRO 448	None	T-3X	PN-2	EZP-152	None	None
TRO 500	None	T 5	None	None	None	TE 500
TRO 625	None	T 8	None	None	None	TE 625
TRO 750	None	T 9X	None	None	None	TE 750
TRO 875	None	T 12	None	None	RC 14-12	TE 875
TRO 937	None	T 12X	EC 16	None	None	TE 937
TRO 1000	None	T 13X	None	EP 18	None	TE 1000
TRO 1125	None	T 14	B 8210	None	None	TE 1125
TRO 1187	None	T 14X	None	None	None	TE 1187-HNG
TRO 1250	None	T 15X	None	EP 22	RC 21	TE 1250
TRO 1375	None	T 16	EC 22	None	None	TE 1375
TRO 1500	B 8798	T 18	None	None	None	TE 1500
TRO 1625	None	T 18X (tight)	EC 26	None	RC 26	TE 1625
TRO 1750	B 8313	T 19 (tight)	EC 28	None	None	TE 1750
TRO 1875	None	T 210	None	EP 32	RC 30	TE 1875
TRO 2000	None	T 21 or T 220	None	None	None	TE 2000
TRO 2250	None	T 25A (tight)	EC 36	None	None	TE 2250
TRO 2500	STP 2 1/2	T 250	EC 40	None	RC 40	TE 2500
TRO 2625	None	T 43A	None	None	None	TE 2625
TRO 2750	STP 2 3/4	T 44	None	None	None	TE 2750
TRO 3000	None	T 53	CEC 48	None	None	TE 3000
TRO 3500	None	T 1050	None	None	None	TE 3500

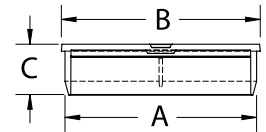
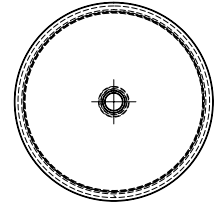
TE Series



Tube End Plugs

TE Series end plugs are designed for Caplugs' ClearView™ plastic tubing. This series fits securely into tubing, creating attractive, unique packaging. While this series was developed for our tubing, its versatile design makes it ideal for a variety of other packaging applications.

Material: Low-Density Polyethylene **Color:** Black



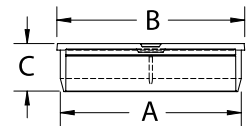
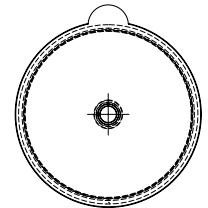
TE-TAB Series



Tube End Plugs with Tabs

TE-TAB Series tube end plugs with tabs have been designed for Caplugs' ClearView™ plastic tubing. This series fits securely into tubing with a thumb tab for easy removal. While it was developed for our tubing, its versatile design makes it ideal for a variety of other packaging applications.

Material: Low-Density Polyethylene **Color:** Black



Tube End Plugs TE Series

Caplugs No.	Fits Tube Size	Dimensions						Packaging	
		A		B		C		Carton Quantity	Mini Pak Quantity
		In	mm	In	mm	In	mm		
TE-500	TRO/TRC-500	.553	14.04	.600	15.23	.320	8.12	5000	1000
TE-625	TRO/TRC-625	.719	18.26	.770	19.55	.320	8.12	5000	1000
TE-750	TRO/TRC-750	.813	20.64	.860	21.84	.320	8.12	5000	1000
TE-875	TRO/TRC-875	.949	24.10	1.000	25.39	.320	8.12	5000	1000
TE-937	TRO/TRC-937	1.034	26.25	1.060	26.91	.380	9.65	5000	1000
TE-1000	TRO/TRC-1000	1.105	28.06	1.140	28.94	.380	9.65	5000	1000
TE-1125	TRO/TRC-1125	1.221	31.00	1.270	32.25	.380	9.65	2500	500
TE-1187	TRO/TRC-1187	1.293	32.83	1.350	34.28	.380	9.65	2500	500
TE-1250	TRO/TRC-1250	1.373	34.86	1.420	36.05	.380	9.65	2250	450
TE-1375	TRO/TRC-1375	1.448	36.76	1.500	38.09	.380	9.65	2000	400
TE-1500	TRO/TRC-1500	1.657	42.07	1.720	43.67	.440	11.17	1500	300
TE-1625	TRO/TRC-1625	1.724	43.77	1.780	45.19	.440	11.17	1500	300
TE-1750	TRO/TRC-1750	1.834	46.57	1.890	47.99	.440	11.17	1250	250
TE-1875	TRO/TRC-1875	1.975	50.15	2.080	52.81	.440	11.17	1000	200
TE-2000	TRO/TRC-2000	2.085	52.94	2.190	55.60	.440	11.17	1000	200
TE-2250	TRO/TRC-2250	2.329	59.13	2.440	61.95	.500	12.70	750	150
TE-2500	TRO/TRC-2500	2.580	65.51	2.700	68.55	.500	12.70	650	130
TE-2625	TRO/TRC-2625	2.720	69.06	2.840	72.11	.500	12.70	600	120
TE-2750	TRO/TRC-2750	2.800	71.09	2.920	74.14	.500	12.70	600	120
TE-3000	TRO/TRC-3000	3.095	78.58	3.220	81.76	.500	12.70	500	100
TE-3500	TRO/TRC-3500	3.585	91.02	3.700	93.94	.560	14.22	350	70

Tube End Plugs with Tabs TE-TAB Series

Caplugs No.	Fits Tube Size	Dimensions						Packaging	
		A		B		C		Carton Quantity	Mini Pak Quantity
		In	mm	In	mm	In	mm		
TE-500-TAB	TRO/TRC-500	.553	14.04	.600	15.23	.320	8.12	5000	1000
TE-625-TAB	TRO/TRC-625	.719	18.26	.770	19.55	.320	8.12	5000	1000
TE-750-TAB	TRO/TRC-750	.813	20.64	.860	21.84	.320	8.12	5000	1000
TE-875-TAB	TRO/TRC-875	.949	24.10	1.000	25.39	.320	8.12	5000	1000
TE-937-TAB	TRO/TRC-937	1.034	26.25	1.060	26.91	.380	9.65	5000	1000
TE-1000-TAB	TRO/TRC-1000	1.105	28.06	1.140	28.94	.380	9.65	5000	1000
TE-1125-TAB	TRO/TRC-1125	1.221	31.00	1.270	32.25	.380	9.65	2500	500
TE-1187-TAB	TRO/TRC-1187	1.293	32.83	1.350	34.28	.380	9.65	2500	500
TE-1250-TAB	TRO/TRC-1250	1.373	34.86	1.420	36.05	.380	9.65	2250	450
TE-1375-TAB	TRO/TRC-1375	1.448	36.76	1.500	38.09	.380	9.65	2000	400
TE-1500-TAB	TRO/TRC-1500	1.657	42.07	1.720	43.67	.440	11.17	1500	300
TE-1625-TAB	TRO/TRC-1625	1.724	43.77	1.780	45.19	.440	11.17	1500	300
TE-1750-TAB	TRO/TRC-1750	1.834	46.57	1.890	47.99	.440	11.17	1250	250
TE-1875-TAB	TRO/TRC-1875	1.975	50.15	2.080	52.81	.440	11.17	1000	200
TE-2000-TAB	TRO/TRC-2000	2.085	52.94	2.190	55.60	.440	11.17	1000	200
TE-2250-TAB	TRO/TRC-2250	2.329	59.13	2.440	61.95	.500	12.70	750	150
TE-2500-TAB	TRO/TRC-2500	2.580	65.51	2.700	68.55	.500	12.70	650	130
TE-2625-TAB	TRO/TRC-2625	2.720	69.06	2.840	72.11	.500	12.70	600	120
TE-2750-TAB	TRO/TRC-2750	2.800	71.09	2.920	74.14	.500	12.70	600	120
TE-3000-TAB	TRO/TRC-3000	3.095	78.58	3.220	81.76	.500	12.70	500	100
TE-3500-TAB	TRO/TRC-3500	3.585	91.02	3.700	93.94	.560	14.22	350	70

VSE Series

Vinyl Square End Caps

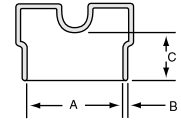
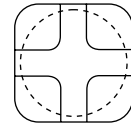


VSE Series vinyl square end caps are used to close the ends of clear tubing. This series is equipped with a square head to prevent rolling during shipment. Its square design also allows containers to stand upright.

Material: Vinyl **Color:** Black


Optional Colors: White, Brown, Orange, Red, Green, Gray, Blue, Yellow

Note: VSE Series is available in lengths up to 2".



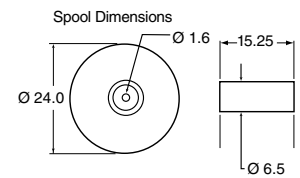
SW Series

Standard-Duty Sleeve-Web® Netting



Standard Duty Sleeve-Web® Netting [approximately .070" (1.78 mm) thick] provides low-cost protection against physical damage to exterior surfaces of machined, ground, polished, plated, coated or cylindrical medical parts. Its elasticity ensures a snug fit and a nonslip grip on straight-sided parts and those with tapered or varying contours.

Material: Low-Density Polyethylene **Color:** See chart



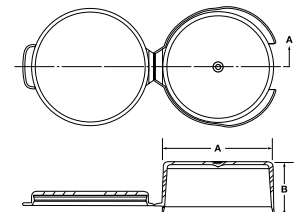
CVC Series

Hinged Containers



CVC Series hinged containers are equipped with a tethered top to ensure that they cannot be lost. These containers are ideal for packaging instrument tips, orthopedic screws and other small components offering the end user a reusable storage case.

Material: Polypropylene **Color:** Natural (clear)



Vinyl Square End Caps **VSE Series**

Caplugs No.	Dimensions						Packaging	
	A		B		C		Carton Quantity	Mini Pak Quantity
	In	mm	In	mm	In	mm		
VSE-312-8	.312	7.92	.040	1.02	.500	12.70	5000	1000
VSE-406-8	.406	10.31	.040	1.02	.500	12.70	5000	1000
VSE-531-8	.531	13.48	.040	1.02	.500	12.70	4000	800
VSE-625-8	.625	15.88	.050	1.27	.500	12.70	1500	300
VSE-687-8	.687	17.44	.050	1.27	.500	12.70	2500	500
VSE-750-12	.750	19.05	.050	1.27	.750	19.05	1500	300
VSE-796-12	.796	20.21	.050	1.27	.750	19.05	1500	300
VSE-812-12	.812	20.62	.050	1.27	.750	19.05	1000	200
VSE-937-16	.937	23.80	.050	1.27	1.000	25.40	1000	200
VSE-1000-16	1.000	25.40	.060	1.52	1.000	25.40	1000	200
VSE-1062-16	1.062	26.97	.060	1.52	1.000	25.40	900	180
VSE-1125-16	1.125	28.57	.060	1.52	1.000	25.40	750	150
VSE-1313-16	1.313	33.35	.060	1.52	1.000	25.40	500	100
VSE-1375-16	1.375	34.93	.060	1.52	1.000	25.40	600	120
VSE-1625-24	1.625	41.28	.060	1.52	1.500	38.10	400	80
VSE-2125-24	2.125	53.98	.070	1.78	1.500	38.10	200	40
VSE-2500-24	2.500	63.50	.070	1.78	1.500	38.10	250	50

Standard-Duty Sleeve-Web Netting **SW Series**

Caplugs No.	Dimensions			Packaging			
	To Fit O.D.	To Fit O.D.	Color	Standard Coil		Mini Coil	
	In	mm		Feet	meters	Feet	meters
SW-03	1/4 to 3/8	6.35 - 9.53	Orange	3500	1066	700	213
SW-04	3/8 to 3/4	9.53 - 19.05	Green	3000	914	600	180
SW-05	1/2 to 1	12.70 - 25.40	Blue	2750	840	550	170
SW-10	1 to 1-1/2	25.40 - 38.10	Red	1700	520	340	100
SW-15	1-1/2 to 2	38.10 - 50.80	Black	900	270	180	55
SW-20	2 to 2-1/2	50.80 - 63.50	White	800	240	160	50
SW-25	2-1/2 to 3	63.50 - 76.20	Yellow	600	180	120	35
SW-30	3 to 4	76.20 - 101.60	Green	450	140	90	30
SW-40	4 to 5	101.60 - 127.00	Orange	350	110	70	20
SW-50	5 to 6-1/4	127.00 - 158.75	Natural	250	80	50	15.2
SW-64	6-1/4 to 7-1/2	158.76 - 190.51	Blue	250	80	50	15.2
SW-75	7-1/2 to 9	190.51 - 228.61	Red	200	60	40	12.2
SW-90	9 to 10	228.61 - 254.01	Yellow	200	60	40	12.2

Hinged Containers **CVC Series**

Caplugs No.	Dimensions				Packaging	
	A		B		Carton Quantity	Mini Pak Quantity
	In	mm	In	mm		
CVC-1.00-2-HL	.83	21.1	1.43	36.3	1350	270
CVC-1.00-1-1/2-HL	.84	21.2	1.43	36.3	3000	600
CVC-1.25-2-1/2-HL	1.03	26.2	2.41	61.2	1300	260
CVC-1.25-1/2-HL	1.09	27.8	.51	13.0	2500	500
CVC-1.50-1/2-HL	1.47	37.3	.52	13.2	2500	500
CVC-1.50-1-1/2-HL	1.46	37.1	1.43	36.3	1000	200
CVC-1.50-2-1/2-HL	1.45	36.8	2.40	61.0	700	140
CVC-2.00-1/2-TC	1.81	46.0	.49	12.5	500	100
CVC-2.00-1-HL	1.93	49.0	.85	21.6	1000	200
CVC-2.00-3-1/4-HL	1.90	48.3	3.12	79.3	300	60

CVV Series

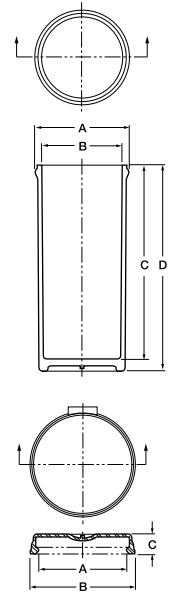
Vials



CVV Series vials are ideal for a wide range of packaging applications including instrument tips and other small medical components. These vials provide a unique packaging alternative that offer the end-user a reusable container. This series is packaged in sets that include both vials and caps.

- Pad printing available
- Available in a variety of opaque colors

Material: Polypropylene **Color:** Natural (clear)



EVC Series

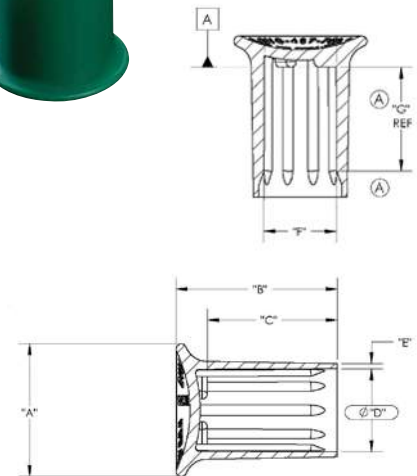
Ergonomic Vented Caps



EVC Series caps are designed to protect medical tubing and fittings. Allows for natural ventilation preventing pressure build-up during sterilization. Ideal for port protection on medical devices to keep particulates and contaminants out. These resilient caps are made of an FDA grade elastomer.

- Ergonomic design makes it easy to install and remove
- The soft material and internal ribs cushion delicate medical fittings
- Also available in low-density polyethylene for industrial use on metal tubing and fittings

Material: Thermoplastic Rubber **Color:** See chart



Vials CVV Series

Caplugs No.	DRAM Size	Fluid Oz.	Dimensions								Packaging	
			A		B		C		D		Carton Quantity	Mini Pak Quantity
			In	mm	In	mm	In	mm	In	mm		
CVV-35ASM	3.5	.44	.975	24.77	.830	21.08	1.400	35.56	1.520	38.61	1500	300
CVV-50ASM	5	.63	.966	24.54	.830	21.08	2.000	50.80	2.120	53.85	1500	300
CVV-70ASM	7	.88	1.116	28.35	.980	24.89	2.050	52.07	2.170	55.12	900	180
CVV-90ASM	9	1.13	1.116	28.35	.980	24.89	2.610	66.29	2.730	69.34	900	180
CVV-120ASM	12	1.50	1.308	33.22	1.160	29.46	2.650	67.31	2.760	70.10	550	110
CVV-150ASM	15	1.88	1.300	33.02	1.160	29.46	3.270	83.06	3.380	85.85	550	110
CVV-200ASM	20	2.50	1.668	42.37	1.520	38.61	2.730	69.34	2.850	72.39	350	70
CVV-250ASM	25	3.13	1.671	42.44	1.520	38.61	3.260	82.80	3.390	86.11	350	70
CVV-400ASM	40	5.00	2.039	51.79	1.890	48.01	3.230	82.04	3.350	85.09	175	35
CVV-500ASM	50	6.25	2.026	51.46	1.890	48.01	4.200	106.68	4.320	109.73	175	35

Cap Dimensions

Caplugs No.	A		B		C	
	In	mm	In	mm	In	mm
CVV-35ASM & CVV-50ASM	.920	23.37	1.090	27.69	.210	5.33
CVV-70ASM & CVV-90ASM	1.080	27.43	1.240	31.50	.210	5.33
CVV-120ASM & CVV-150ASM	1.250	31.75	1.420	36.07	.210	5.33
CVV-200ASM & CVV-250ASM	1.605	40.77	1.780	45.21	.210	5.33
CVV-400ASM & CVV-500ASM	1.980	50.29	2.150	54.61	.210	5.33

Ergonomic Vented Caps EVC Series

Caplugs No.	Color	Dimensions												Packaging	
		A		B		C		D		E		F		Carton Quantity	Mini Pak Quantity
		In	mm	In	mm	In	mm	In	mm	In	mm	In	mm		
EVC-250-700	Red	.57	14.48	.88	22.35	.687	17.45	.279	7.09	.032	.81	.231	5.87	5000	1000
EVC-312-650	Yellow	.62	15.75	.83	21.08	.648	16.46	.341	8.66	.031	.79	.295	7.49	5000	1000
EVC-375-750	Blue	.69	17.53	.93	23.62	.747	18.97	.415	10.54	.03	9.07	.357	9.07	5000	1000
EVC-437-750	Purple	.75	19.05	.93	23.62	.743	18.87	.474	12.04	.031	10.59	.417	10.59	5000	1000
EVC-562-900	Green	.88	22.35	1.08	27.43	.903	22.94	.603	15.32	.03	13.74	.541	13.74	3000	600

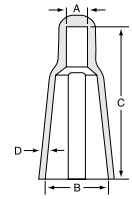
VVC Series

Vent-A-Cap™ Vinyl Caps

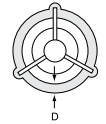
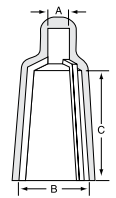
VVC Series vinyl vented caps consist of several styles of caps used to protect the ends of tubing connectors and instrument tips. Vented for air release and easy removal, these products are commonly used in a range of medical applications to keep free of contaminants and particulates. The venting allows for air flow during high pressure processes.

- Series 20, Series 22 and Series 26 are tapered to fit multiple sizes of tubing and instruments
- Series 29 is offered in straight wall

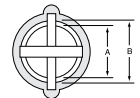
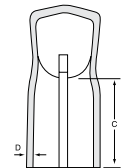
Material: Vinyl **Color:** Black
Optional Colors: White, Brown, Orange, Green, Gray, Blue, Yellow, Red



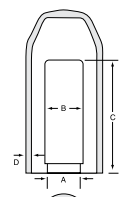
20 Series



22 Series



26 Series



29 Series

Note: VVC Series is available in standard catalog length only.

Caplugs No.	Tube Size	Dimensions								Packaging	
		A		B		C		D		Carton Quantity	Mini Pak Quantity
		In	mm	In	mm	In	mm	In	mm		
20 Series											
VVC-2071	1/4 x 1/16	.200	5.08	.425	10.80	1.600	40.64	.055	1.40	5000	1000
VVC-2072	1/4 x 3/32	.250	6.35	.500	12.70	1.600	40.64	.055	1.40	5000	1000
VVC-2073	3/8 x 1/16	.250	6.35	.525	13.34	1.600	40.64	.055	1.40	5000	1000
VVC-2074	3/8 x 3/32	.250	6.35	.610	15.49	1.600	40.64	.055	1.40	5000	1000
VVC-2075	1/2 x 1/16	.250	6.35	.650	16.51	1.600	40.64	.055	1.40	5000	1000
VVC-2076	1/2 x 3/32	.275	6.99	.735	18.67	1.600	40.64	.055	1.40	4000	800
22 Series											
VVC-2220	1/8 x 1/32	.080	2.03	.190	4.83	.430	10.92	.045	1.14	10000	1000
VVC-2221	1/8 x 1/16	.156	3.96	.310	7.87	1.075	37.31	.055	1.40	5000	1000
VVC-2222	3/16 x 1/16	.156	3.96	.340	8.64	1.075	27.31	.055	1.40	5000	1000
VVC-2223	1/4 x 1/16	.200	5.08	.400	10.16	1.075	27.31	.055	1.40	5000	1000
VVC-2224	1/4 x 1/32	.240	6.10	.450	11.43	1.075	27.31	.055	1.40	5000	1000
VVC-2225	3/8 x 1/16	.250	6.35	.510	12.95	1.075	27.31	.055	1.40	5000	1000
VVC-2226	3/8 x 3/32	.250	6.35	.590	14.99	1.175	29.85	.055	1.40	4000	800
VVC-2227	1/2 x 1/16	.312	7.92	.650	16.51	1.175	29.85	.060	1.52	4000	800
VVC-2228	1/2 x 3/32	.312	7.92	.700	17.78	1.175	29.85	.060	1.52	3000	600
VVC-2229	1/2 x 1/8	.312	7.92	.750	19.05	1.175	29.85	.060	1.52	3000	600
VVC-2230	5/8 x 3/32	.330	8.38	.880	23.35	1.175	29.85	.065	1.65	3000	600
26 Series											
VVC-2600	1/8 x 1/32	.160	4.06	.210	5.33	.400	10.16	.045	1.14	10000	1000
VVC-2601	1/8 x 1/16	.190	4.83	.275	6.99	.650	16.25	.055	1.40	10000	1000
VVC-2602	3/16 x 1/16	.240	6.10	.340	8.64	.650	16.25	.055	1.40	8000	1000
VVC-2603	1/4 x 1/16	.325	8.26	.400	10.16	.750	19.05	.055	1.40	5000	1000
VVC-2604	1/4 x 3/32	.375	9.53	.470	11.94	.750	19.05	.055	1.40	5000	1000
VVC-2605	3/8 x 1/16	.440	11.18	.525	13.34	.750	19.05	.055	1.40	5000	1000
VVC-2606	3/8 x 3/32	.475	12.07	.585	14.86	.750	19.05	.055	1.40	5000	1000
VVC-2607	1/2 x 1/16	.550	13.97	.650	16.51	.800	20.32	.060	1.52	3000	600
VVC-2608	1/2 x 3/32	.630	16.00	.710	18.03	.800	20.32	.060	1.52	3000	600
VVC-2609	1/2 x 1/8	.650	16.51	.775	19.69	.800	20.32	.060	1.52	3000	600
VVC-2610	5/8 x 3/32	.775	19.69	.840	21.34	.800	20.32	.060	1.52	3000	600
29 Series											
VVC-2920	1/8 x 1/16	.230	5.84	.281	7.14	.700	17.78	.045	1.14	5000	1000
VVC-2922	3/16 x 1/16	.292	7.45	.343	8.71	.650	16.51	.050	1.27	5000	1000
VVC-2924	1/4 x 1/16	.355	9.02	.415	10.54	.750	19.05	.055	1.40	5000	1000
VVC-2926	1/4 x 3/32	.417	10.59	.477	12.12	.750	19.05	.055	1.40	5000	1000
VVC-2928	3/8 x 1/16	.480	12.19	.540	13.72	.850	21.59	.060	1.52	5000	1000
VVC-2930	3/8 x 3/32	.542	13.77	.602	15.29	.900	22.86	.060	1.52	5000	1000
VVC-2932	1/2 x 3/32	.667	16.94	.737	18.72	.875	22.23	.060	1.52	3000	600
VVC-2934	5/8 x 3/32	.792	20.12	.875	22.23	.875	22.23	.065	1.65	3000	600

MCN-TCS Series

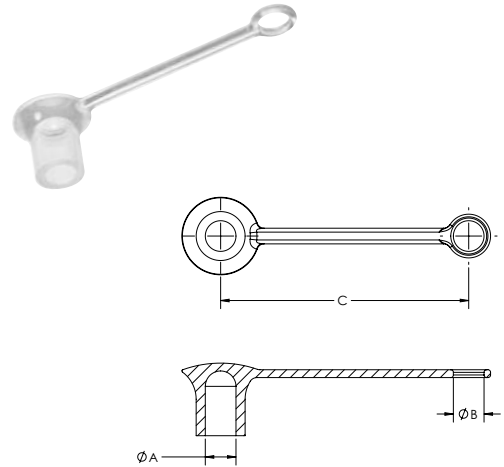


Silicone Tethered Caps

MCN-TCS Series caps protect tubes and ports from contamination, fitting popular 1/4" and 3/8" sizes. A tether keeps the cap in place when not in use. Caps provide easy removal and reapplication when draining fluid.

- USP Class VI silicone
- Meets a variety of applications
- Additional colors available

Material: Silicone **Color:** Natural



MCN-TCV Series

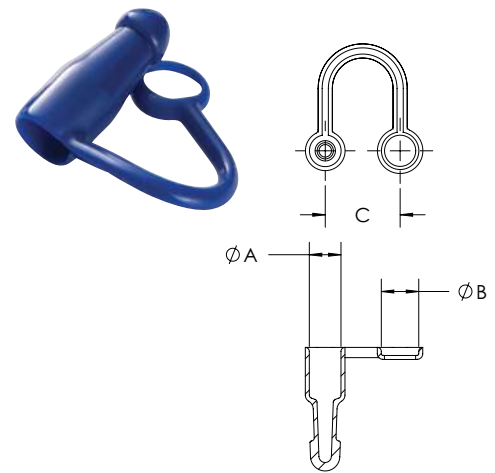


Vinyl Tethered Caps

MCN-TCV Series caps protect tubes and ports from contamination, fitting popular 1/4" and 3/8" sizes. A tether keeps the cap in place when not in use. These vinyl caps provide easy removal and reapplication when draining fluid with a bulb design.

- Meets a variety of applications
- Additional colors available

Material: Vinyl **Color:** Blue



MCN-TCP Series

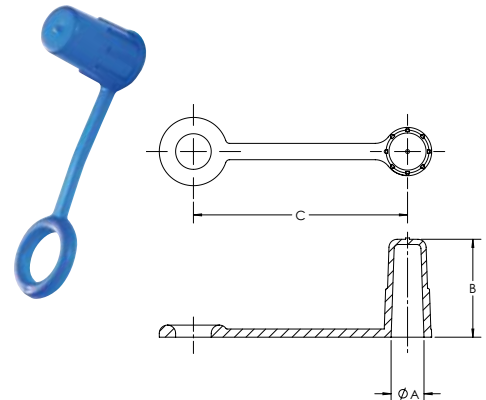


Plastic Tethered Caps

MCN-TCP Series caps protect tubes and ports from contamination, fitting popular 1/4" and 3/8" sizes. A tether keeps the cap in place when not in use. LDPE material with ribs provides easy grasping and removal when draining fluid.

- Meets a variety of applications
- Additional colors available

Material: Low-Density Polyethylene **Color:** Blue



Silicone Tethered Caps **MCN-TCS Series**

Caplugs No.	Description	Color	Dimensions						Standard Packs per Carton
			A		B		C		
			In	mm	In	mm	In	mm	
MCN-TCS-100	Silicone Tethered Cap 1/4"	Natural	.235	5.97	.24	6.10	1.90	48.26	5000
MCN-TCS-200	Silicone Tethered Cap 3/8"	Natural	.360	9.14	.36	9.14	1.90	48.26	5000

Vinyl Tethered Caps **MCN-TCV Series**

Caplugs No.	Description	Color	Dimensions						Standard Packs per Carton
			A		B		C		
			In	mm	In	mm	In	mm	
MCN-TCV-100	Vinyl Tethered Cap 1/4"	Blue	.250	6.35	.313	7.95	.75	19.05	5000
MCN-TCV-200	Vinyl Tethered Cap 3/8"	Blue	.375	9.53	.438	11.13	.75	19.05	5000

Plastic Tethered Caps **MCN-TCP Series**

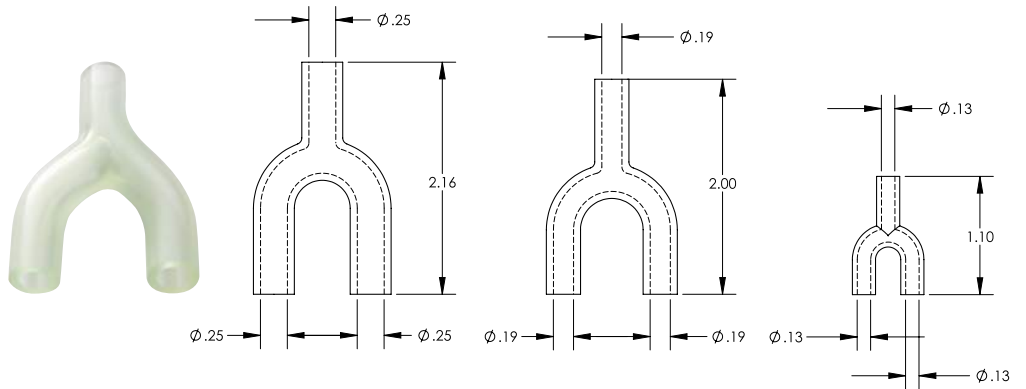
Caplugs No.	Description	Color	Dimensions						Standard Packs per Carton
			A		B		C		
			In	mm	In	mm	In	mm	
MCN-TCP-100	LDPE Tethered Cap 1/4"	Blue	.252	6.40	.75	19.05	1.64	41.66	5000
MCN-TCP-200	LDPE Tethered Cap 3/8"	Blue	.377	9.58	.75	19.05	1.64	41.66	5000

Y-Connectors



Y-connectors are designed to meet all connector needs with a variety of applications, including wound drainage and perfusion. Various sizes and materials are available from flexible PVC to more rigid Polycarbonate. Popular tubing IDs are accommodated from 3/16" to 1/2". In addition to the catalog offering, our team of Design Engineers can design a part to meet your specific needs.

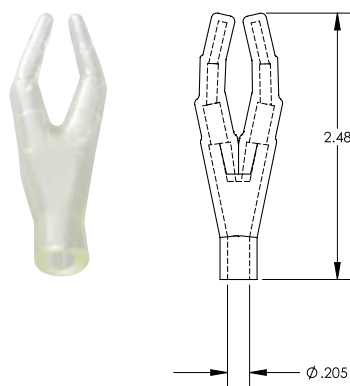
Material: Various **Color:** Natural



MCN-VY001
1/4" Y-Connector
Vinyl. Qty. 2500

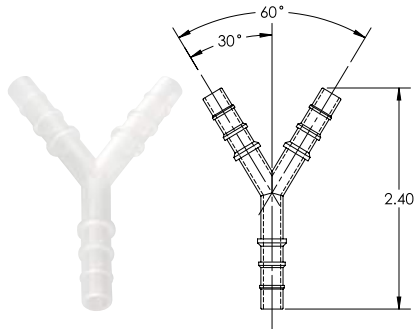
MCN-VY002
3/16" Y-Connector
Vinyl. Qty. 2500

MCN-VY003
1/8" Y-Connector
Vinyl. Qty. 2500

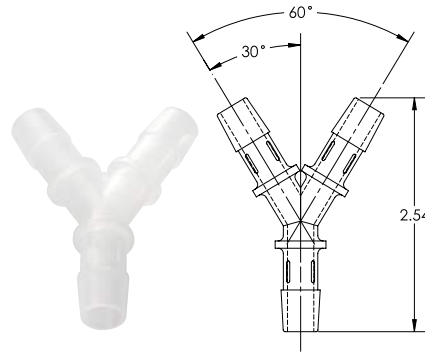


MCN-VY004
1/4" x Universal 1/8", 3/16", 1/4"
Vinyl. Qty. 2500

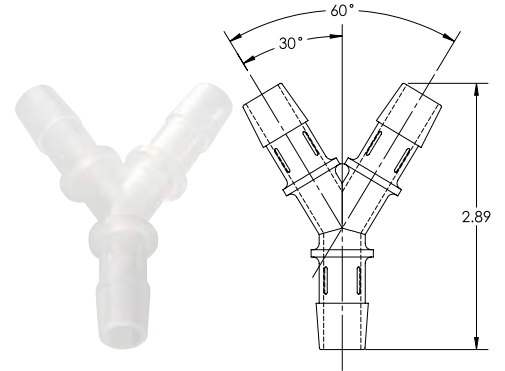
Y-Connectors



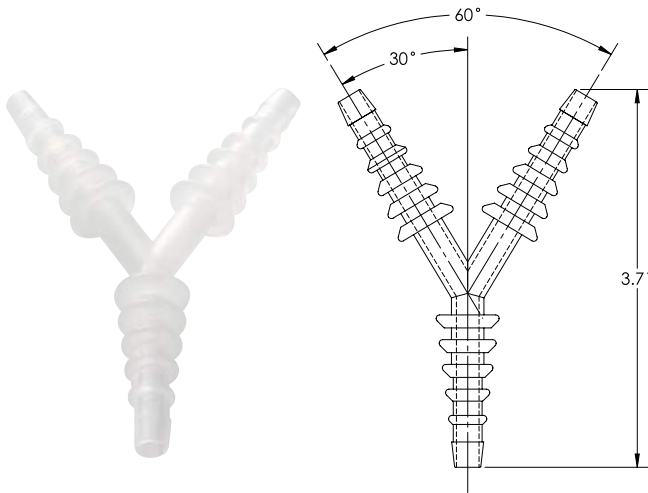
MCN-Y001
 Universal: 3/16"; 1/4"; 5/16"
 Polypropylene. Qty. 2000



MCN-Y002
 3/8" x 3/8" x 3/8"
 Polypropylene. Qty. 2000



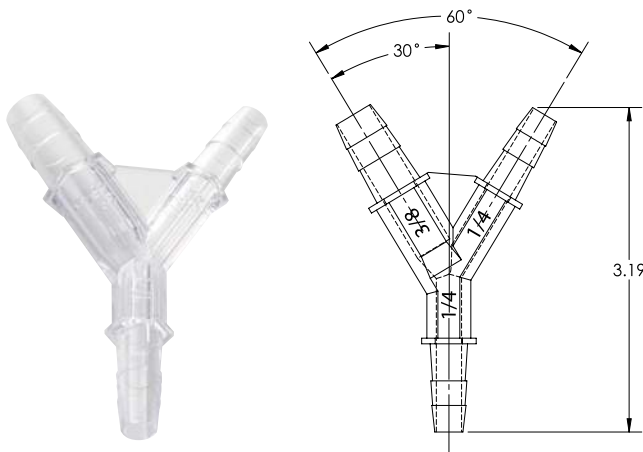
MCN-Y003
 1/2" x 1/2" x 1/2"
 Polypropylene. Qty. 1000



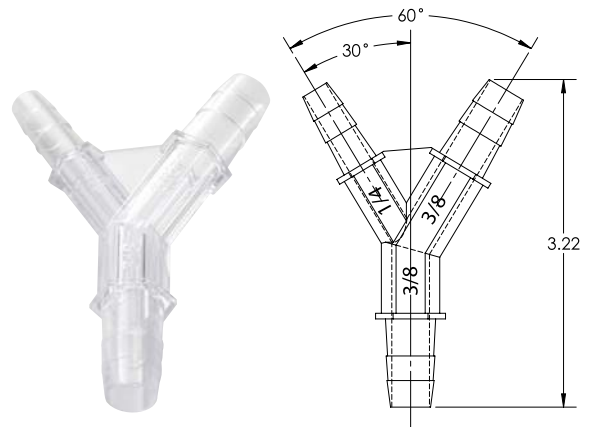
MCN-Y004
 Universal: 1/4" - 9/16"
 Polypropylene. Qty. 2000



MCN-Y005
 5/16" x 5/16" x 5/16"
 Available in: Polypropylene,
 Polycarbonate, and Acrylic. Qty. 1000



MCN-Y006
 1/4" x 3/8" x 1/4"
 Polycarbonate. Qty. 1000



MCN-Y007
 3/8" x 1/4" x 3/8"
 Polycarbonate. Qty. 1000

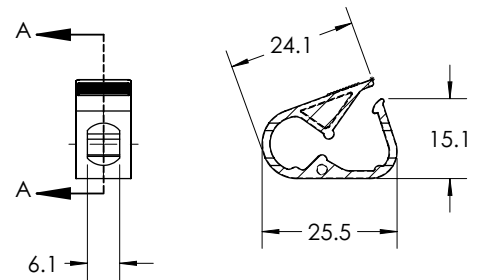
Pinch Clamps



Pinch clamps are available in a variety of sizes to meet IV access, dialysis and perfusion needs. Manufactured to be heat resistant and withstand a variety of sterilization processes.

- Meets a variety of IV applications
- Additional colors available

Material: Polypropylene **Color:** See chart



MCN-PC001

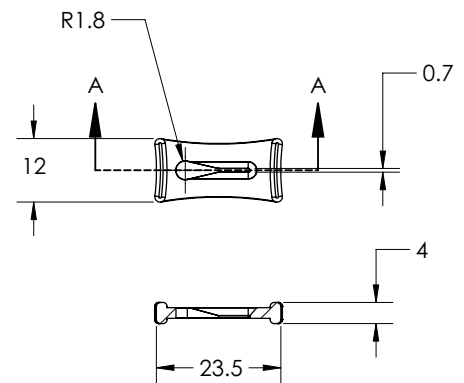
Slide Clamps



Slide clamps are available in three sizes to meet the industry's most popular medical tubing needs for a wide variety of applications. The closed design ensures the clamps stay with the tubing. Manufactured to be heat resistant and withstand a variety of sterilization processes.

- Meets a variety of IV applications
- Additional colors available

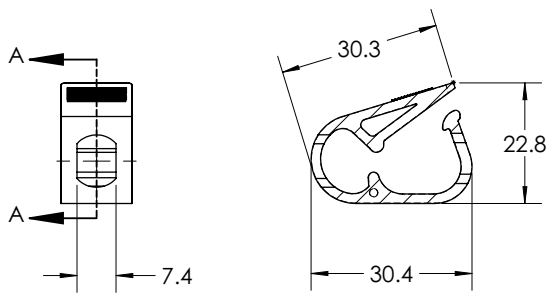
Material: Various **Color:** See chart



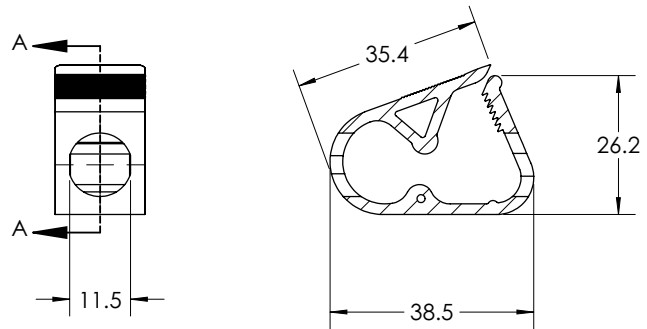
MCN-SC001

Pinch Clamps

Caplugs No.	Description	To Fit OD Tubing Up to	Material	Color	Carton Quantity
MCN-PC001	Small Pinch Clamp .16"	1/8"	Polypropylene	White	5000
MCN-PC002	Medium Pinch Clamp .248"	1/4"	Polypropylene	White	5000
MCN-PC003	Large Pinch Clamp .268"	1/4"	Polypropylene	Blue	2000



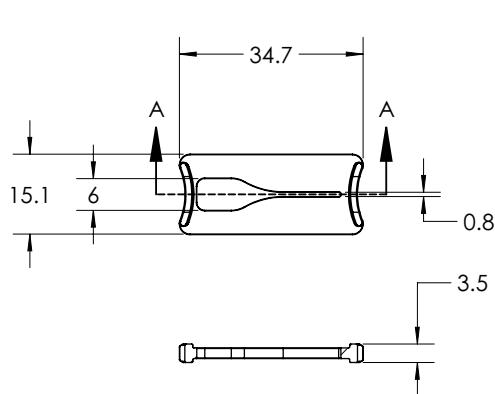
MCN-PC002



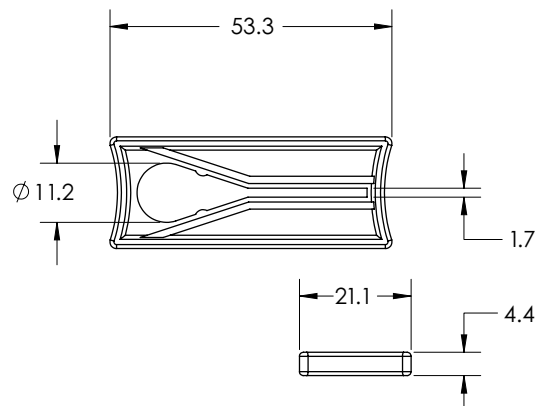
MCN-PC003

Slide Clamps

Caplugs No.	Description	To Fit OD Tubing Up to	Material	Color	Carton Quantity
MCN-SC001	Small Slide Clamp .078" - .10"	1/16"	High-Density Polyethylene	White	5000
MCN-SC002	Small Slide Clamp .012"	1/8"	Polypropylene	Blue	10000
MCN-SC004	Large Slide Clamp .025"	1/4"	High-Density Polyethylene	White	10000



MCN-SC002



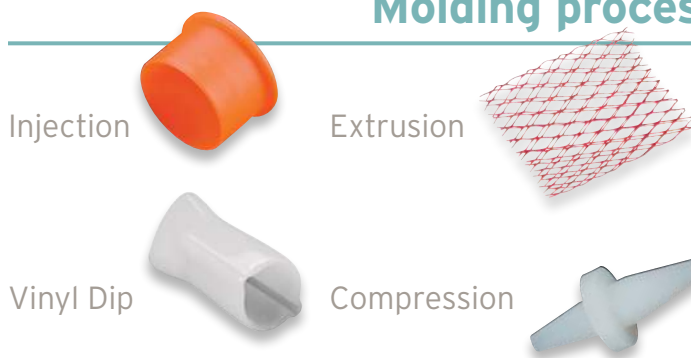
MCN-SC004



Your Medical Molding Partner

As a **qualified supplier** to over 1,300 medical customers, and with our **vast experience** in developing **innovative, cost-efficient solutions** across many industries, Caplugs is the ideal choice for your medical device and equipment protection and molded component needs.

Molding processes



Comprehensive 7-step process

- 1 Concept and Design** - Dedicated technical sales specialists and engineers assigned to each project will design the best solution with 3D modeling, compatible with all CAD platforms.
- 2 Rapid Prototyping** - Prototypes built in-house to confirm fit requirements before production approval.
- 3 In-House Tool Fabrication** - Molds made in-house for greater process control, shorter lead times and easier modifications.
- 4 Full Production Capability** - From small volume runs to millions of parts.
- 5 Medical Component Approval Process** - Formal verification that part design and production processes comply with all your specifications, including chemical and physical analysis and full lot traceability.
- 6 Packaging** - We can meet your special requirements with unique processes that include polybagging and corrugate-free.
- 7 Inventory Management** - We can inventory parts for JIT, Kanban and other warehousing requirements.




Clean Room

We can produce your medical parts in our ISO certified clean room.

- Parts molded, inspected and packaged in room
- Inspection table with ionization blowers
- Regularly monitored particle counts with hand-held unit
- Ensures traceability and reproducibility
- ISO 13485 certified quality management system

Custom Engineered Medical Solutions

Caplugs offers a **broad range of capabilities** to meet your exact specifications. No matter what your need may be, we have the **materials, certifications, classifications and quality control processes** in place to provide the **ideal solution**. Our team of in-house engineers will take you from initial design and prototyping to tooling and final production.



Materials

- Thermoplastic
- Polypropylene
- PETG
- PVC
- Silicone
- Polycarbonate
- Polyethylene
- Polystyrene
- Nylon
- Plastisol
- Acrylic
- Low- /High-Density Polyethylene

Class:

- FDA
- USP Class VI

Certifications:

- Non-phthalate
- Latex free
- Gamma and EtO stable
- ROHS compliant
- Anti-microbial
- DEHP-free





electronics

Our full line of connector protection shields electrical ports and components from contaminants, damage and electrical charge during the shipping and storage process.

The range of general and static production parts serve as low cost insurance for expensive electronics. With specialized materials, a vast range of molding capabilities and an in-house team of engineers, we can deliver solutions to meet ESD protection requirements and MIL/NAS specifications.

Caplugs has hundreds of custom connector covers not shown in this catalog. If you need a custom design, call us, we may already have tooling to meet your specs.

C Series

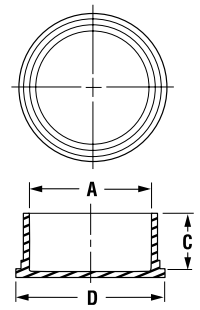
Straight-Sided Utility Caps



C Series caps are straight-sided, thin-walled closures designed to protect threaded connectors. The flanged end allows for easy installation and removal in difficult to reach areas. This versatile design is ideal for a variety of threaded and non-threaded applications.

- Applicable specifications: NAS 831

Material: Low-Density Polyethylene **Color:** Red



EC Series

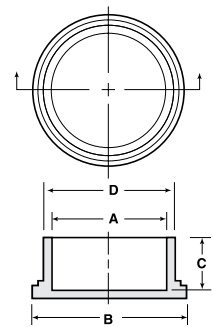
Caps for Threaded Connectors



EC Series caps are designed to fit 36- and 68-pin Champ 050 series connectors and 50-pin Champ-type connectors.

- Can be installed over threads or cylindrical surfaces
- Applicable specifications: NAS 813, NAS 831

Material: Low-Density Polyethylene **Color:** Red



Straight-Sided Utility Caps C Series

Caplugs No.	Dimensions							Packaging	
	To Cap Thread Size	A		C		D		Carton Quantity	Mini Pak Quantity
		In	mm	In	mm	In	mm		
C-2	1/2	.476	12.09	.50	12.70	.72	18.29	7500	1500
C-6	5/8	.600	15.24	.50	12.70	.84	21.34	5000	1000
C-8	3/4	.724	18.39	.50	12.70	.94	23.88	5000	1000
C-10	7/8	.849	21.56	.50	12.70	1.09	27.69	3000	600
C-12	1	.974	24.74	.50	12.70	1.22	30.99	2500	500
C-14	1-1/8	1.097	27.86	.56	14.22	1.34	34.04	2500	500
C-16	1-3/16	1.168	29.67	.56	14.22	1.41	35.81	1500	300
C-18	1-1/4	1.221	31.01	.56	14.22	1.44	36.58	1500	300
C-20	1-3/8	1.344	34.14	.56	14.22	1.59	40.39	1500	300
C-22	1-7/16	1.408	35.76	.56	14.22	1.66	42.16	1000	200
C-24	1-1/2	1.467	37.26	.56	14.22	1.69	42.93	1000	200
C-26	1-3/4	1.716	43.59	.56	14.22	2.00	50.80	1000	200
C-28	2	1.964	49.89	.62	15.75	2.22	56.39	500	100
C-30	2-1/4	2.210	56.13	.62	15.75	2.44	61.98	500	100
C-32	2-1/2	2.460	62.48	.62	15.75	2.69	68.33	500	100
C-34	2-3/4	2.730	69.34	.62	15.75	2.96	75.18	500	100
C-36	3	2.980	75.69	.62	15.75	3.22	81.79	500	100
C-38	4	3.922	99.62	1.00	25.40	4.19	106.43	250	50
C-40	5	4.900	124.46	1.25	31.75	5.12	130.05	300	60

Caps for Threaded Connectors EC Series

Caplugs No.	Dimensions								Packaging		
	To Cap Nominal Thread Size	A		B		C		D		Carton Quantity	Mini Pak Quantity
		In	mm	In	mm	In	mm	In	mm		
EC-4	1/4	.246	6.25	.48	12.19	.50	12.70	.31	7.87	5000	1000
EC-M8	M8	.309	7.85	.55	13.97	.56	14.22	.37	9.40	5000	1000
EC-5	5/16	.308	7.82	.55	13.97	.56	14.22	.37	9.40	5000	1000
EC-6	3/8	.369	9.37	.62	15.75	.50	12.70	.43	10.92	5000	1000
EC-8	1/2	.480	12.19	.74	18.80	.50	12.70	.54	13.72	5000	1000
EC-9	9/16	.551	14.00	.78	19.81	.44	11.18	.61	15.49	5000	1000
EC-10	5/8	.605	15.37	.84	21.34	.50	12.70	.66	16.89	5000	1000
EC-12	3/4	.720	18.29	.97	24.64	.50	12.70	.77	19.68	5000	1000
EC-14	7/8	.850	20.83	1.13	28.70	.50	12.70	.90	22.99	5000	1000
EC-15	-	.930	23.62	1.20	30.47	.50	12.70	1.01	25.65	3000	600
EC-16	1	.973	24.71	1.22	30.99	.50	12.70	1.03	26.29	2500	500
EC-18	1-1/8	1.093	27.76	1.33	33.78	.56	14.22	1.15	29.35	2500	500
EC-19	1-3/16	1.188	30.18	1.40	35.56	.56	14.22	1.23	31.24	2500	500
EC-20	1-1/4	1.231	31.27	1.47	37.09	.56	14.22	1.30	33.05	2500	500
EC-22	1-3/8	1.340	34.04	1.59	40.39	.56	14.22	1.41	35.81	2500	500
EC-23	1-7/16	1.428	36.27	1.65	41.91	.56	14.22	1.46	37.08	1000	200
EC-24	1-1/2	1.463	37.16	1.70	43.18	.56	14.22	1.53	38.94	2500	500
EC-25	1-9/16	1.528	38.81	1.73	43.94	.48	12.19	1.59	40.39	2500	500
EC-26	1-5/8	1.613	40.97	1.91	48.51	.55	19.97	1.71	43.43	1000	200
EC-28	1-3/4	1.715	43.56	1.95	49.53	.56	14.22	1.79	45.47	1000	200
EC-32	2	1.965	49.91	2.22	56.39	.56	14.22	2.04	51.82	1000	200
EC-36	2-1/4	2.215	56.26	2.43	61.72	.60	15.24	2.29	58.17	1000	200
EC-40	2-1/2	2.456	62.38	2.68	68.07	.62	15.75	2.52	64.01	1000	200
EC-44	2-3/4	2.720	69.09	2.96	68.32	.60	15.24	2.81	71.42	500	100
EC-48	3	2.960	75.18	3.23	82.05	.60	15.24	3.05	77.47	500	100
EC-64	4	3.940	100.08	4.16	105.67	1.00	25.40	4.00	101.60	200	40
EC-80	5	4.944	125.58	5.12	130.05	1.25	31.75	5.00	127.00	150	30

SEC Series

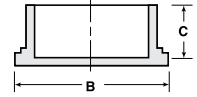
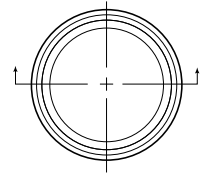


Static Dissipative Caps for Threaded Connectors

SEC Series static dissipative caps provide positive ESD and physical protection for all common sizes of threaded electrical and electronic connectors. Also suitable for protecting non-threaded, bayonet-type connectors.

- Available in other material and color options
- Applicable specifications: MS/AS 90376, SAE AS85049/138

Material: Static Dissipative Polyethylene **Color:** Pink



CEC Series

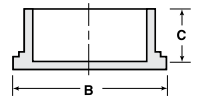
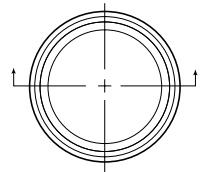


Conductive Caps for Threaded and Non-Threaded Connectors

CEC Series conductive caps are for all common sizes of threaded electrical and electronic connectors. Also suitable for protecting non-threaded, bayonet-type connectors. In addition to dissipating electrostatic charges, they provide an electrical shield over the end of the connector.

- Applicable specifications: MS/AS 90376, SAE AS85049/138, NASM5501/31

Material: Conductive Polyethylene Copolymer (EVA)
Color: Black



Static Dissipative Caps for Threaded Connectors **SEC Series**

Caplugs No.	Dimensions					Packaging	
	To Cap Nominal Thread Size	B		C		Carton Quantity	Mini Pak Quantity
		In	mm	In	mm		
SEC-4	1/4	.48	12.19	.50	12.70	5000	1000
SEC-5	5/16	.55	13.97	.56	14.22	5000	1000
SEC-6	3/8	.62	15.75	.50	12.70	5000	1000
SEC-8	1/2	.74	18.79	.50	12.70	5000	1000
SEC-9	9/16	.78	19.81	.44	11.18	5000	1000
SEC-10	5/8	.84	21.34	.50	12.70	5000	1000
SEC-12	3/4	.97	24.63	.50	12.70	5000	1000
SEC-14	7/8	1.12	28.44	.50	12.70	5000	1000
SEC-16	1	1.22	30.98	.50	12.70	2500	500
SEC-18	1-1/8	1.33	33.78	.56	14.22	2500	500
SEC-19	1-3/16	1.40	35.56	.56	14.22	2500	500
SEC-20	1-1/4	1.46	37.09	.56	14.22	2500	500
SEC-22	1-3/8	1.59	40.39	.56	14.22	2500	500
SEC-23	1-7/16	1.65	41.91	.56	14.22	1000	200
SEC-24	1-1/2	1.70	43.18	.56	14.22	2500	500
SEC-25	1-9/16	1.73	43.94	.48	12.19	2500	500
SEC-26	1-5/8	1.91	48.51	.55	13.97	1000	200
SEC-28	1-3/4	1.95	49.53	.56	14.22	1000	200
SEC-32	2	2.20	55.88	.56	14.22	1000	200
SEC-36	2-1/4	2.43	61.72	.60	15.24	1000	200
SEC-40	2-1/2	2.68	68.07	.62	15.75	1000	200
SEC-44	2-3/4	2.96	75.19	.60	15.24	500	100
SEC-48	3	3.22	81.78	.60	15.24	500	100

Conductive Caps for Threaded and Non-Threaded Connectors **CEC Series**

Caplugs No.	Dimensions					Packaging	
	To Cap Nominal Thread Size	B		C		Carton Quantity	Mini Pak Quantity
		In	mm	In	mm		
CEC-04	1/4	.48	12.19	.49	12.45	5000	1000
CEC-05	5/16	.56	14.22	.56	14.22	5000	1000
CEC-06	3/8	.62	15.75	.51	12.95	5000	1000
CEC-08	1/2	.73	18.54	.50	12.70	5000	1000
CEC-10	5/8	.84	21.34	.50	12.70	5000	1000
CEC-12	3/4	.97	24.64	.50	12.70	5000	1000
CEC-14	7/8	1.15	29.21	.50	12.70	5000	1000
CEC-16	1	1.23	31.24	.50	12.70	2500	500
CEC-18	1-1/8	1.36	34.55	.56	14.22	2500	500
CEC-19	1-3/16	1.42	36.07	.50	12.70	2500	500
CEC-20	1-1/4	1.48	37.59	.57	14.48	2500	500
CEC-22	1-3/8	1.63	41.40	.57	14.48	2500	500
CEC-23	1-7/16	1.68	42.67	.56	14.22	1000	200
CEC-24	1-1/2	1.70	43.18	.56	14.22	2500	500
CEC-25	1-9/16	1.75	44.45	.50	12.70	2500	500
CEC-26	1-5/8	1.93	49.02	.56	14.22	1000	200
CEC-28	1-3/4	2.01	51.06	.56	14.22	1000	200
CEC-29	1-13/16	2.03	51.56	.56	14.22	1000	200
CEC-32	2	2.23	56.64	.55	13.97	1000	200
CEC-36	2-1/4	2.46	62.49	.62	15.75	1000	200
CEC-40	2-1/2	2.70	68.58	.62	15.75	1000	200
CEC-44	2-3/4	2.99	75.95	.62	15.75	500	100
CEC-48	3	3.27	83.06	.60	15.24	500	100
CEC-64	4	4.19	106.43	1.01	25.66	200	40

MSC Series

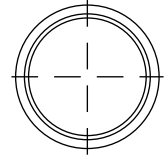
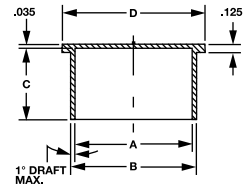


ESD Connector Caps

MSC Series ESD connector caps are manufactured of an ICP (inherently conductive polymer) compound. This non-sloughing material will not mark or crayon when rubbed briskly against a hard, flat, laminated surface.

- Commonly used for military and aerospace applications to meet M5501/31 requirements

Material: ICP Compound **Color:** Black



MSC Series

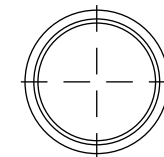
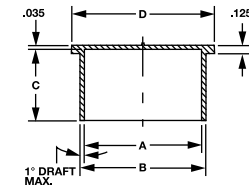


ESD Connector Plugs

MSC Series ESD connector plugs are manufactured of an ICP (inherently conductive polymer) compound. This non-sloughing material will not mark or crayon when rubbed briskly against a hard, flat, laminated surface.

- Commonly used for military and aerospace applications to meet M5501/31 requirements

Material: ICP Compound **Color:** Black



ESD Connector Caps MSC Series

Caplugs No.	Shell Size	NAS M 5501/31	Dimensions								Standard Package Pieces	Red E-Pak Pieces
			A		B		C		D			
			In	mm	In	mm	In	mm	In	mm		
MSC-4Q4	4	250	.245	6.22	.305	7.75	.50	12.70	.43	10.92	5000	1000
MSC-5Q3	5	313	.305	7.75	.365	9.27	.50	12.70	.50	12.70	5000	1000
MSC-6Q4	6	375	.368	9.35	.438	11.13	.50	12.70	.62	15.75	5000	1000
MSC-8RQ3	8	480	.480	12.19	.540	13.72	.50	12.70	.74	18.80	9000	1800
MSC-9Q3	9	500	.542	13.77	.602	15.29	.50	12.70	.78	19.81	5000	1000
MSC-10RQ3	10	605	.605	15.37	.665	16.89	.50	12.70	.84	21.34	6000	1200
MSC-12RQ3	12	720	.720	18.29	.775	19.69	.50	12.70	.97	24.64	5000	1000
MSC-14RQ3	14	850	.850	21.59	.905	22.99	.50	12.70	1.12	28.45	3500	700
MSC-16RQ3	16	973	.973	24.71	1.035	26.29	.50	12.70	1.22	30.99	2500	500
MSC-18RQ3	18	1093	1.093	27.76	1.155	29.34	.56	14.22	1.33	33.78	2000	400
MSC-19Q3	19	1125	1.168	29.67	1.238	31.45	.56	14.22	1.43	36.32	1500	300
MSC-20RQ4	20	1231	1.231	31.27	1.301	33.05	.56	14.22	1.46	37.08	2500	500
MSC-22RQ4	22	1340	1.340	34.04	1.410	35.81	.56	14.22	1.59	40.39	1500	300
MSC-23Q3	23	-	1.408	35.76	1.478	37.54	.56	14.22	1.65	41.91	1000	200
MSC-24RQ3	24	1463	1.463	37.16	1.533	38.94	.56	14.22	1.70	43.18	1500	300
MSC-25Q3	25	-	1.536	39.01	1.606	40.79	.56	14.22	1.78	45.21	1500	300
MSC-26Q3	26	-	1.590	40.39	1.660	42.16	.56	14.22	1.81	45.97	1000	200
MSC-28R-1Q3	28	1715	1.715	43.56	1.790	45.47	.56	14.22	1.95	49.53	1000	200
MSC-32R-1Q3	32	1965	1.965	49.91	2.040	51.82	.56	14.22	2.22	56.39	900	180
MSC-36R-1Q3	36	2215	2.125	53.98	2.290	58.17	.60	15.24	2.44	61.98	500	100
MSC-40R-1Q3	40	2440	2.440	61.98	2.530	64.26	.60	15.24	2.66	67.56	500	100
MSC-44R-1Q3	44	2720	2.270	57.66	2.812	71.42	.60	15.24	2.96	75.18	500	100
MSC-48R-1Q3	48	2960	2.960	75.18	3.050	77.47	.60	15.24	3.22	81.79	500	100

ESD Connector Plugs MSC Series

Caplugs No.	NAS M 5501/31	Dimensions								Standard Package Pieces	Red E-Pak Pieces
		A		B		C		D			
		In	mm	In	mm	In	mm	In	mm		
MSC-8YQ3	413	.413	10.49	.483	12.27	.62	15.75	.67	17.02	10000	2000
MSC-10YQ3	530	.530	13.46	.595	15.11	.62	15.75	.75	19.05	7000	1400
MSC-12YQ3	655	.655	16.64	.715	18.16	.62	15.75	.86	21.84	5000	1000
MSC-14YQ3	785	.785	19.94	.845	21.46	.62	15.75	1.03	26.16	4500	900
MSC-16YQ3	893	.893	22.68	.963	24.46	.62	15.75	1.12	28.45	3500	700
MSC-18YQ3	1028	1.028	26.11	1.088	27.64	.62	15.75	1.25	31.75	3000	600
MSC-20YQ3	1150	1.150	29.21	1.215	30.86	.62	15.75	1.41	35.81	2500	500
MSC-22YQ3	1270	1.270	32.26	1.340	34.04	.62	15.75	1.50	38.10	2000	400
MSC-24YQ3	1390	1.390	35.31	1.460	37.08	.62	15.75	1.64	41.66	1500	300
MSC-25YQ3	1540	1.540	39.12	1.580	40.13	.62	15.75	1.81	45.97	1250	250
MSC-28Y-1Q3	1645	1.648	41.86	1.718	43.64	.62	15.75	1.88	47.75	1000	200
MSC-32YQ3	1890	1.890	48.01	1.970	50.04	.62	15.75	2.12	53.85	900	180
MSC-36YQ3	2140	2.140	54.36	2.210	56.13	.62	15.75	2.34	59.44	500	100
MSC-40Y-1Q3	2380	2.380	60.45	2.450	62.23	.62	15.75	2.60	66.04	500	100
MSC-44Y-1Q3	2630	2.630	66.80	2.700	68.58	.62	15.75	2.88	73.15	500	100
MSC-48Y-1Q3	2880	2.880	73.15	2.950	74.93	.62	15.75	3.12	79.25	500	100

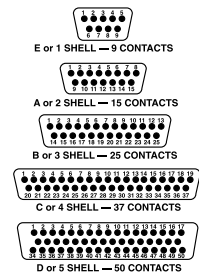
DS Series



ESD D-Subminiature Caps

DS Series non-sloughing caps are designed to meet the stringent requirements of M 5501/32. Manufactured of an inherently conductive polymer compound, they have a volume resistance of 10.5 ohms and include the required electrostatic discharge symbol per ASTM D 5445, Symbol 28.

Material: ICP Compound **Color:** Black



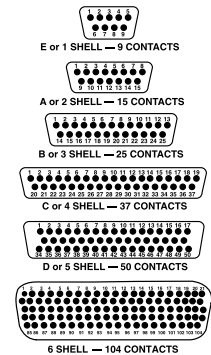
DCC Series



Static Dissipative & Conductive Protectors for D-Subminiature Connectors

DCC Series static dissipative and conductive protectors for D-subminiature connectors provide electrostatic discharge protection of rectangular input/output-type connectors. Molded with an integral flange to enable easy application and removal, DCC Series are available in either a black conductive polyethylene copolymer or pink static dissipative ethylene vinyl acetate.

Material: Static Dissipative Ethylene Vinyl Acetate or Conductive Polyethylene Copolymer (EVA) **Color:** Pink or Black



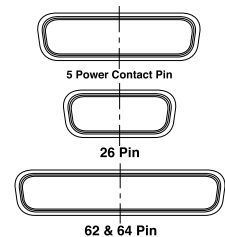
DCF Series



Static Dissipative & Conductive Protectors for D-Subminiature Flared Shells

DCF Series static dissipative and conductive protectors for D-subminiature flared shells protect electrical connectors from dust and impact damage. DCF-06, DCF-07 and DCF-08 types are designed to fit D-subminiature power connectors with flared shells. DCF Series are available in a black conductive polyethylene copolymer or pink static dissipative ethylene vinyl acetate.

Material: Static Dissipative Ethylene Vinyl Acetate or Conductive Polyethylene Copolymer (EVA) **Color:** Pink or Black



ESD D-Subminiature Caps **DS Series**

Caplugs No.	Standard No. of Contacts	Contact Types	NAS M 5501/32 Dash No.	Carton Quantity	Mini Pak Quantity
DS-10Q4	9	Socket	9S	5000	1000
DS-11Q4	9	Pin	9P	5000	1000
DS-20Q4	15	Socket	15S	5000	1000
DS-21Q4	15	Pin	15P	5000	1000
DS-30Q4	25	Socket	25S	5000	1000
DS-31Q4	25	Pin	25P	5000	1000
DS-40Q4	37	Socket	37S	3000	600
DS-41Q4	37	Pin	37P	3000	600
DS-50Q4	50	Socket	50P	3000	600
DS-51Q4	50	Pin	50P	3000	600

Static Dissipative & Conductive Protectors for D-Subminiature Connectors **DCC Series**

Caplugs No.	Dimensions		Packaging	
	Standard No. of Contacts	Contact Types	Carton Quantity	Mini Pak Quantity
DCC-01	9	Socket	5000	1000
DCC-11	9	Pin	5000	1000
DCC-02	15	Socket	5000	1000
DCC-12	15	Pin	5000	1000
DCC-03	25	Socket	5000	1000
DCC-13	25	Pin	5000	1000
DCC-04	37	Socket	5000	1000
DCC-14	37	Pin	5000	1000
DCC-05	50	Socket	4000	800
DCC-15	50	Pin	4000	800
DCC-08	104	Socket	5000	1000
DCC-18	104	Pin	5000	1000

Static Dissipative & Conductive Protectors for D-Subminiature Flared Shells **DCF Series**

Caplugs No.	Dimensions		Packaging	
	Standard No. of Contacts	Contact Types	Carton Quantity	Mini Pak Quantity
DCF-06	26	Pin	1000	200
DCF-07	5	Power Contact Pin	3000	600
DCF-08	62 & 64	Pin	1000	200
DCF-11	9	Pin	5000	1000

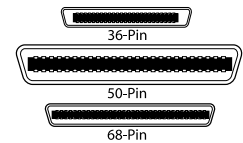
EMC Series



Static Dissipative & Conductive Protectors for Electro Miniature Connectors

EMC Series caps are designed to fit 36- and 68-pin Champ 050 series connectors and 50-pin Champ-type connectors.

Material: Static Dissipative Ethylene Vinyl Acetate or Conductive Polyethylene Copolymer (EVA) **Color:** Pink or Black



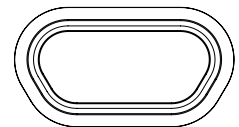
MDC Series



Static Dissipative & Conductive Protectors for Micro-D Connectors

MDC Series protectors are designed to fit Micro-DC connectors. Available in a black conductive polyethylene copolymer or pink static dissipative ethylene vinyl acetate.

Material: Static Dissipative Ethylene Vinyl Acetate or Conductive Polyethylene Copolymer (EVA) **Color:** Pink or Black



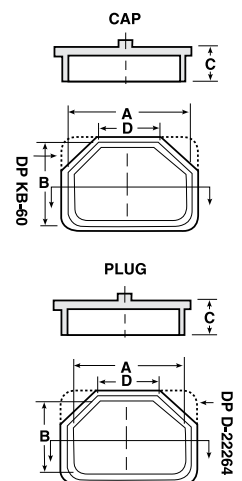
DP Series



Conductive Caps/Plugs

DP Series caps/plugs are designed to dissipate electrostatic charges and provide mechanical protection and electrical shielding for ITT Cannon-style connectors commonly used for aerospace and military applications.

Material: Conductive Polyethylene Copolymer (EVA) **Color:** Black



Static Dissipative & Conductive Protectors for Electro Miniature Connectors **EMC Series**

Caplugs No.	Dimensions		Packaging	
	Standard No. of Contacts	Contact Types	Carton Quantity	Mini Pak Quantity
EMC-36	36	Receptacle	5000	1000
EMC-50	50	Receptacle	1000	200
EMC-68	68	Receptacle	5000	1000

Static Dissipative & Conductive Protectors for Micro-D Connectors **MDC Series**

Caplugs No.	Dimensions		Packaging	
	Standard No. of Contacts	Contact Types	Carton Quantity	Mini Pak Quantity
MDC-15	26	Socket	3000	600
MDC-9P	9	Pin	5000	n/a

Conductive Caps/Plugs **DP Series**

Caplugs No.	Dimensions								Packaging	
	A		B		C		D		Carton Quantity	Mini Pak Quantity
	In	mm	In	mm	In	mm	In	mm		
DP-XA-59	1.611	40.92	.981	24.92	.67	17.02	1.14	28.96	500	100
DP-KB-60	3.409	86.58	1.011	25.67	.58	14.73	-	-	200	40
DP-XB-60	1.656	42.06	1.005	25.52	.34	8.64	1.16	29.46	500	100
DP-D-22264	2.422	61.52	1.425	36.19	.76	19.30	-	-	200	40
DP-A-60	1.430	36.32	.780	19.81	.40	10.16	1.09	27.68	500	100

CBC Series

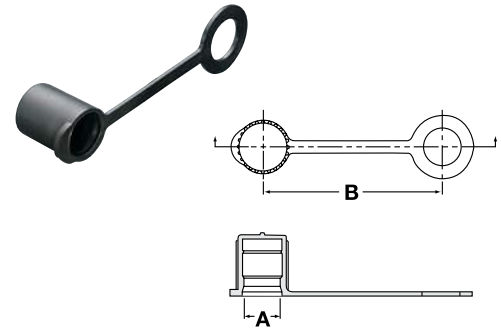


Coaxial Cable Connector Caps

CBC Series tethered caps are used to protect cable connectors during packaging and shipping.

- Snaps securely to keep dirt and moisture out
- Fits 3/8" diameter

Material: Low-Density Polyethylene **Color:** Black



EP Series

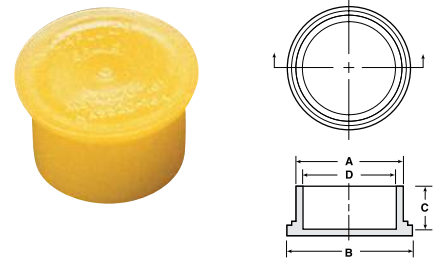


Plugs for Threaded Connectors


EP Series plugs for threaded connectors are designed for easy application and removal in areas not readily accessible. They can be installed to fit threaded or smooth cylindrical surfaces.

- Applicable specifications:
NAS 837, NAS 820, MS/AS 90376

Material: Low-Density Polyethylene **Color:** Yellow



USB Series



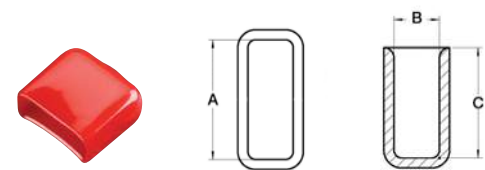
Cap & Plug for USB Connectors

Cap for USB Type A Cable Ends

USB Type A protective caps slip on quickly and easily while maintaining a snug fit to protect USB Type A cable ends and flash drives from dust, moisture, and contaminants.

- Convenient pull-tab for quick and easy removal
- Non-conductive

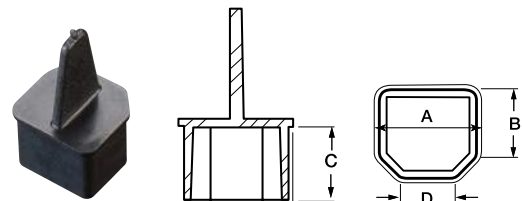
Material: Vinyl **Color:** Red



Plug for Type B Female Port

USB Series plugs protect type B USB female ports from dust, moisture, and contaminants.

Material: Low-Density Polyethylene **Color:** Black



Coaxial Cable Connector Caps **CBC Series**

Caplugs No.	Dimensions					Packaging	
	To Fit Thread Size	A		B		Carton Quantity	Mini Pak Quantity
		In	mm	In	mm		
CBC-6	3/8	.360	9.14	1.75	44.45	5000	1000

Plugs for Threaded Connectors **EP Series**

Caplugs No.	To Plug Nominal Thread Size	Dimensions								Packaging	
		A		B		C		D		Carton Quantity	Mini Pak Quantity
		In	mm	In	mm	In	mm	In	mm		
EP-8	1/2 - 28	.483	12.27	.67	17.02	.63	16.00	.41	10.41	5000	1000
EP-10	5/8 - 24	.595	15.11	.75	19.05	.63	16.00	.53	13.46	5000	1000
EP-12	3/4 - 20	.715	18.16	.86	21.84	.63	16.00	.66	16.76	5000	1000
EP-14	7/8 - 20	.845	21.46	1.03	26.16	.63	16.00	.79	20.07	5000	1000
EP-16	1 - 20	.963	24.46	1.12	28.45	.63	16.00	.89	22.61	2500	500
EP-18	1-1/8 - 18	1.088	27.64	1.25	31.75	.63	16.00	1.03	26.16	2500	500
EP-20	1-1/4 - 18	1.215	30.86	1.40	35.56	.63	16.00	1.15	29.21	2500	500
EP-22	1-3/8 - 18	1.340	34.04	1.50	38.10	.63	16.00	1.27	32.26	2500	500
EP-24	1-1/2 - 18	1.460	37.08	1.64	41.66	.63	16.00	1.39	35.31	1000	200
EP-25	1-5/8 - 16	1.580	40.13	1.81	45.98	.63	16.00	1.54	39.12	1000	200
EP-28	1-3/4 - 18	1.718	43.64	1.87	47.49	.63	16.00	1.68	42.67	1000	200
EP-32	2 - 18	1.970	50.04	2.13	54.10	.63	16.00	1.89	48.01	1000	200
EP-36	2-1/4 - 16	2.210	56.13	2.34	59.44	.63	16.00	2.14	54.36	1000	200
EP-40	2-1/2 - 16	2.450	62.23	2.60	66.04	.63	16.00	2.38	60.45	1000	200
EP-44	2-3/4 - 16	2.700	68.58	2.88	73.15	.63	16.00	2.63	66.80	500	100
EP-48	3 - 16	2.950	74.93	3.12	79.25	.63	16.00	2.88	73.15	500	100

Cap and Plug for USB Connectors **USB Series**

Caplugs No.	Dimensions								Packaging		
	A		B		C		D		Carton Quantity	Mini Pak Quantity	Micro Pak Quantity
	In	mm	In	mm	In	mm	In	mm			
USB-A-CAP	.48	12.19	.18	4.57	.438	11.13	n/a	n/a	1000	200	40
USB-B	.326	8.28	.326	8.28	.25	6.35	.20	5.08	5000	1000	200

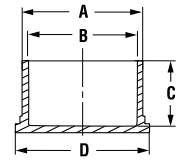
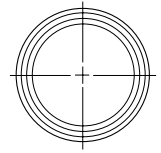
E Series

Utility Plugs



E Series utility plugs are designed with straight sides and thin walls to protect threaded connectors. The flanged end provides easy removal in hard-to-reach areas. With such a versatile design, these plugs are ideal for a variety of threaded and non-threaded applications.

Material: Low-Density Polyethylene **Color:** Yellow



SEP Series

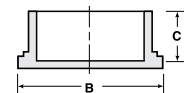
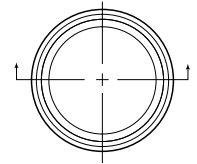
Static Dissipative Plugs for Threaded Connectors



SEP Series static dissipative plugs are designed to fit inside both threaded and non-threaded bayonet-type connectors.


- Applicable specifications:
SAE AS85049/138, MS/AS 90376

Material: Static Dissipative Polyethylene **Color:** Pink



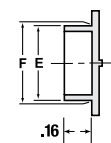
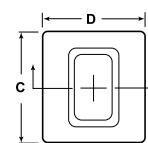
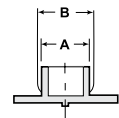
RJ Series

RJ45 Ethernet Jack Protective Plug



RJ Series conductive polyethylene plugs are designed to protect RJ45-type connecting jacks for computers and network equipment. These plugs are ideal to protect ports from dust or moisture during assembly and shipment.

Material: Conductive Polyethylene Copolymer (EVA)
Color: Black



Utility Plugs E Series

Caplugs No.	To Fit Thread Size	Dimensions								Packaging	
		A		B		C		D		Carton Quantity	Mini Pak Quantity
		In	mm	In	mm	In	mm	In	mm		
E-2	1/2	.486	12.34	.426	10.82	.63	16.00	.66	16.76	10000	2000
E-6	5/8	.607	15.42	.547	13.89	.63	16.00	.75	19.05	6500	1300
E-10	3/4	.724	18.39	.664	16.87	.63	16.00	.84	21.34	5000	1000
E-12	7/8	.850	21.59	.790	20.07	.63	16.00	1.00	25.40	4500	900
E-14	1	.977	24.82	.917	23.29	.63	16.00	1.16	29.46	3500	700
E-16	1-1/8	1.098	27.89	1.038	26.37	.63	16.00	1.25	31.75	2500	500
E-18	1-1/4	1.223	31.06	1.163	29.54	.63	16.00	1.38	35.05	1500	300
E-20	1-3/8	1.349	34.26	1.289	32.74	.63	16.00	1.50	38.10	1500	300
E-22	1-1/2	1.474	37.44	1.414	35.92	.63	16.00	1.62	41.15	1000	200
E-24	1-3/4	1.726	43.84	1.666	42.32	.63	16.00	1.88	47.75	1000	200
E-26	2	1.977	50.22	1.917	48.69	.63	16.00	2.09	53.09	1000	200
E-28	2-1/4	2.217	56.31	2.157	54.79	.63	16.00	2.38	60.45	500	100
E-30	2-1/2	2.418	61.42	2.358	59.89	.63	16.00	2.62	66.55	500	100

Static Dissipative Plugs for Threaded Connectors SEP Series

Caplugs No.	To Plug Nominal Thread Size	Dimensions				Packaging	
		B		C		Carton Quantity	Mini Pak Quantity
		In	mm	In	mm		
SEP-8	1/2 - 28	.67	17.01	.62	15.74	5000	1000
SEP-10	5/8 - 24	.75	19.05	.62	15.74	5000	1000
SEP-12	3/4 - 20	.86	21.84	.62	15.74	5000	1000
SEP-14	7/8 - 20	1.03	25.16	.62	15.74	5000	1000
SEP-16	1 - 20	1.12	28.44	.62	15.74	2500	500
SEP-18	1-1/8 - 18	1.25	31.75	.62	15.74	2500	500
SEP-20	1-1/4 - 18	1.40	35.56	.62	15.74	2500	500
SEP-22	1-3/8 - 18	1.50	38.10	.62	15.74	2500	500
SEP-24	1-1/2 - 18	1.64	41.65	.62	15.74	1000	200
SEP-25	1-9/16 - 18	1.81	45.98	.62	15.74	1000	200
SEP-28	1-3/4 - 18	1.87	47.49	.62	15.74	1000	200
SEP-32	2 - 18	2.13	54.10	.62	15.74	1000	200
SEP-36	2-1/4 - 16	2.34	59.44	.62	15.74	1000	200
SEP-40	2-1/2 - 16	2.60	66.04	.62	15.74	1000	200
SEP-44	2-3/4 - 16	2.88	73.15	.62	15.74	500	100
SEP-48	3 - 16	3.12	79.25	.62	15.74	500	100

RJ45 Ethernet Jack Protective Plug RJ Series

Caplugs No.	Dimensions												Packaging	
	A		B		C		D		E		F		Carton Quantity	Mini Pak Quantity
	In	mm	In	mm	In	mm	In	mm	In	mm	In	mm		
RJ-45P	.27	6.86	.28	7.11	.62	15.75	.57	14.48	.435	11.05	.445	11.30	2500	500

CEP Series

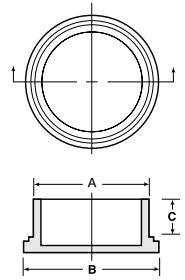


Conductive Plugs for Threaded Connectors


Designed to plug the more popular sizes of both threaded and non-threaded, bayonet type electrical and electronic connectors, CEP Series Conductive Plugs provide electrical shielding as well as mechanical protection.

- Applicable specifications: SAE AS85049/138

Material: Conductive Polyethylene Copolymer (EVA)
Color: Black



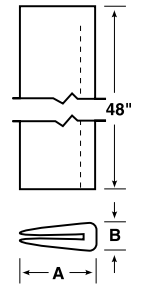
CEG Series



Conductive Edge Liners

CEG Series conductive edge liners securely grip each contact of edgeboard connectors and are also used for single in-line devices. These extruded conductive edge liners are the most cost-effective way to provide both ESD and physical protection for circuit boards and subassemblies.

Material: Conductive Polyethylene Copolymer (EVA)
Color: Black



IEC Series

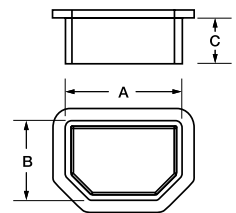


Plugs for Female Connectors

IEC Series non-conductive plugs keep female connectors free of dust, moisture and contaminants during transit and storage.

- Inexpensive
- Flanged end offers easy installation and removal
- Available with a tab (IEC-14-TAB)

Material: Low-Density Polyethylene or PVC **Color:** Black



Conductive Plugs for Threaded Connectors **CEP Series**

Caplugs No.	To Plug Nominal Thread Size	Dimensions						Packaging	
		A		B		C		Carton Quantity	Mini Pak Quantity
		In	mm	In	mm	In	mm		
CEP-08	1/2 - 28	.483	12.27	.67	17.02	.55	13.97	5000	1000
CEP-10	5/8 - 24	.601	15.27	.76	19.30	.56	14.22	5000	1000
CEP-12	3/4 - 20	.730	18.54	.88	22.35	.56	14.22	5000	1000
CEP-14	7/8 - 20	.852	21.64	1.02	25.91	.56	14.22	5000	1000
CEP-16	1 - 20	.976	24.79	1.16	29.47	.55	13.97	2500	500
CEP-18	1-1/8 - 18	1.091	27.71	1.25	31.75	.54	13.72	2500	500
CEP-20	1-1/4 - 18	1.231	31.27	1.45	36.83	.55	13.97	2500	500
CEP-22	1-3/8 - 18	1.340	34.04	1.52	38.61	.54	13.72	2500	500
CEP-24	1-1/2 - 18	1.463	37.16	1.67	42.42	.55	13.97	1000	200
CEP-25	1-9/16 - 18	1.580	40.13	1.81	45.97	.62	15.75	1250	250
CEP-28	1-3/4 - 18	1.727	43.87	1.90	48.26	.55	13.97	1000	200
CEP-29	1-13/16 - 16	1.756	44.60	1.94	49.28	.56	14.22	1000	200
CEP-32	2 - 18	1.984	50.39	2.16	58.87	.54	13.72	1000	200
CEP-36	2-1/4 - 16	2.221	56.41	2.39	60.71	.55	13.97	1000	200
CEP-40	2-1/2 - 16	2.460	62.48	2.67	67.82	.56	14.22	1000	200
CEP-44	2-3/4 - 16	2.683	68.14	2.88	73.15	.56	14.22	500	100
CEP-48	3 - 16	2.944	74.78	3.12	79.25	.54	13.72	500	100

Conductive Edge Liners **CEG Series**

Caplugs No.	Dimensions						Packaging	
	Metal Thickness		A		B		No. of 48" Length Pieces	Mini Pak Quantity
	In	mm	In	mm	In	mm		
CEG-23-1	.03	.76	.48	12.19	.17	4.32	100	20
CEG-23-2	.06	1.52	.48	12.19	.20	5.08	100	20
CEG-23-2N	.06	1.52	.28	7.11	.20	5.08	150	30

Plugs for Female Connectors **IEC Series**

Caplugs No.	Dimensions						Packaging	
	A		B		C		Carton Quantity	Mini Pak Quantity
	In	mm	In	mm	In	mm		
IEC-14	.960	24.38	.660	16.76	.380	9.65	4000	800
IEC-14-TAB	.960	24.38	.660	16.76	.380	9.65	2500	n/a

AS138 Series Electrical Connector Dust Caps



AS138 Series electrical connector dust caps protect circular electrical connectors. This part is the only line of caps in the industry that meets the new SAE Aerospace specification AS85049/138.

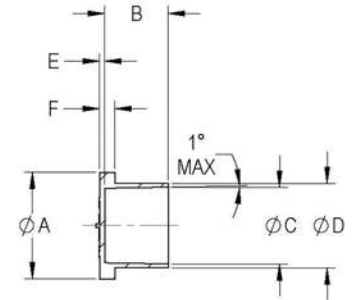
- Tooled and engraved in full compliance with AS85049/138 and does not reference any other specifications
- Engraving includes the specification number, dash number, material code and the Caplugs part number for easy and positive identification
- Includes proper ESD Symbol as per the specification.
- Parts are listed in ascending order in relation to the dash number and are repeated for each material code (A, B, and C).
- Applicable specifications: SAE AS85049/138

Material:

A = Low-Density Polyethylene **Color:** Per specification

B = Electrostatic Dissipative **Color:** Black

C = Conductive **Color:** Black



Caplugs No.	Dimensions										Packaging		
	A		B		C		D		E		Carton Quantity	Micro Pak Quantity	Mini Pak Quantity
	In	mm	In	mm	In	mm	In	mm	In	mm			
AS138-08A	0.430	10.922	0.500	12.700	0.245	6.223	0.305	7.747	0.035	0.889	5000	1000	200
AS138-08B	0.430	10.922	0.500	12.700	0.245	6.223	0.305	7.747	0.035	0.889	5000	1000	200
AS138-08C	0.430	10.922	0.500	12.700	0.245	6.223	0.305	7.747	0.035	0.889	5000	1000	200
AS138-10A	0.500	12.700	0.500	12.700	0.305	7.747	0.365	9.271	0.035	0.889	5000	1000	200
AS138-10B	0.500	12.700	0.500	12.700	0.305	7.747	0.365	9.271	0.035	0.889	5000	1000	200
AS138-10C	0.500	12.700	0.500	12.700	0.305	7.747	0.365	9.271	0.035	0.889	5000	1000	200
AS138-11A	0.585	14.859	0.500	12.700	0.345	8.763	0.405	10.287	0.035	0.889	5000	1000	200
AS138-11B	0.585	14.859	0.500	12.700	0.345	8.763	0.405	10.287	0.035	0.889	5000	1000	200
AS138-11C	0.585	14.859	0.500	12.700	0.345	8.763	0.405	10.287	0.035	0.889	5000	1000	200
AS138-12A	0.620	15.748	0.500	12.700	0.368	9.347	0.438	11.125	0.035	0.889	5000	1000	200
AS138-12B	0.620	15.748	0.500	12.700	0.368	9.347	0.438	11.125	0.035	0.889	5000	1000	200
AS138-12C	0.620	15.748	0.500	12.700	0.368	9.347	0.438	11.125	0.035	0.889	5000	1000	200
AS138-14A	0.670	17.018	0.625	15.875	0.413	10.490	0.483	12.268	0.040	1.016	5000	1000	200
AS138-14B	0.670	17.018	0.625	15.875	0.413	10.490	0.483	12.268	0.040	1.016	5000	1000	200
AS138-14C	0.670	17.018	0.625	15.875	0.413	10.490	0.483	12.268	0.040	1.016	5000	1000	200
AS138-15A	0.682	17.323	0.625	15.875	0.442	11.227	0.502	12.751	0.040	1.016	5000	1000	200
AS138-15B	0.682	17.323	0.625	15.875	0.442	11.227	0.502	12.751	0.040	1.016	5000	1000	200
AS138-15C	0.682	17.323	0.625	15.875	0.442	11.227	0.502	12.751	0.040	1.016	5000	1000	200
AS138-16A	0.740	18.796	0.500	12.700	0.480	12.192	0.540	13.716	0.040	1.016	5000	1000	200
AS138-16B	0.740	18.796	0.500	12.700	0.480	12.192	0.540	13.716	0.040	1.016	5000	1000	200
AS138-16C	0.740	18.796	0.500	12.700	0.480	12.192	0.540	13.716	0.040	1.016	5000	1000	200
AS138-18A	0.750	19.050	0.625	15.875	0.530	13.462	0.595	15.113	0.040	1.016	5000	1000	200
AS138-18B	0.750	19.050	0.625	15.875	0.530	13.462	0.595	15.113	0.040	1.016	5000	1000	200
AS138-18C	0.750	19.050	0.625	15.875	0.530	13.462	0.595	15.113	0.040	1.016	5000	1000	200
AS138-19A	0.810	20.574	0.625	15.875	0.570	14.478	0.630	16.002	0.040	1.016	5000	1000	200
AS138-19B	0.810	20.574	0.625	15.875	0.570	14.478	0.630	16.002	0.040	1.016	5000	1000	200
AS138-19C	0.810	20.574	0.625	15.875	0.570	14.478	0.630	16.002	0.040	1.016	5000	1000	200
AS138-20A	0.840	21.336	0.500	12.700	0.605	15.367	0.665	16.891	0.040	1.016	5000	1000	200
AS138-20B	0.840	21.336	0.500	12.700	0.605	15.367	0.665	16.891	0.040	1.016	5000	1000	200
AS138-20C	0.840	21.336	0.500	12.700	0.605	15.367	0.665	16.891	0.040	1.016	5000	1000	200
AS138-22A	0.860	21.844	0.625	15.875	0.655	16.637	0.715	18.161	0.040	1.016	5000	1000	200
AS138-22B	0.860	21.844	0.625	15.875	0.655	16.637	0.715	18.161	0.040	1.016	5000	1000	200
AS138-22C	0.860	21.844	0.625	15.875	0.655	16.637	0.715	18.161	0.040	1.016	5000	1000	200

Electrical Connector Dust Caps (cont.) AS138 Series

Caplugs No.	Dimensions										Packaging		
	A		B		C		D		E		Carton Quantity	Micro Pak Quantity	Mini Pak Quantity
	In	mm	In	mm	In	mm	In	mm	In	mm			
AS138-24A	0.970	24.638	0.500	12.700	0.720	18.288	0.775	19.685	0.040	1.016	5000	1000	200
AS138-24B	0.970	24.638	0.500	12.700	0.720	18.288	0.775	19.685	0.040	1.016	5000	1000	200
AS138-24C	0.970	24.638	0.500	12.700	0.720	18.288	0.775	19.685	0.040	1.016	5000	1000	200
AS138-26A	1.031	26.187	0.625	15.875	0.785	19.939	0.845	21.463	0.045	1.143	4500	900	200
AS138-26B	1.031	26.187	0.625	15.875	0.785	19.939	0.845	21.463	0.045	1.143	4500	900	200
AS138-26C	1.031	26.187	0.625	15.875	0.785	19.939	0.845	21.463	0.045	1.143	4500	900	200
AS138-27A	1.050	26.670	0.500	12.700	0.810	20.574	0.870	22.098	0.045	1.143	5000	1000	200
AS138-27B	1.050	26.670	0.500	12.700	0.810	20.574	0.870	22.098	0.045	1.143	5000	1000	200
AS138-27C	1.050	26.670	0.500	12.700	0.810	20.574	0.870	22.098	0.045	1.143	5000	1000	200
AS138-28A	1.125	28.575	0.500	12.700	0.850	21.590	0.905	22.987	0.045	1.143	3500	700	200
AS138-28B	1.125	28.575	0.500	12.700	0.850	21.590	0.905	22.987	0.045	1.143	3500	700	200
AS138-28C	1.125	28.575	0.500	12.700	0.850	21.590	0.905	22.987	0.045	1.143	3500	700	200
AS138-29A	1.125	28.575	0.625	15.875	0.893	22.682	0.963	24.460	0.045	1.143	3500	700	200
AS138-29B	1.125	28.575	0.625	15.875	0.893	22.682	0.963	24.460	0.045	1.143	3500	700	200
AS138-29C	1.125	28.575	0.625	15.875	0.893	22.682	0.963	24.460	0.045	1.143	2500	500	200
AS138-30A	1.160	29.464	0.625	15.875	0.910	23.114	0.980	24.892	0.045	1.143	2500	500	100
AS138-30B	1.160	29.464	0.625	15.875	0.910	23.114	0.980	24.892	0.045	1.143	2500	500	100
AS138-30C	1.160	29.464	0.625	15.875	0.910	23.114	0.980	24.892	0.045	1.143	2500	500	200
AS138-31A	1.180	29.972	0.500	12.700	0.930	23.622	1.000	25.400	0.045	1.143	2500	500	100
AS138-31B	1.180	29.972	0.500	12.700	0.930	23.622	1.000	25.400	0.045	1.143	2500	500	100
AS138-31C	1.180	29.972	0.500	12.700	0.930	23.622	1.000	25.400	0.045	1.143	2500	500	100
AS138-33A	1.220	30.988	0.500	12.700	0.973	24.714	1.035	26.289	0.045	1.143	2500	500	100
AS138-33B	1.220	30.988	0.500	12.700	0.973	24.714	1.035	26.289	0.045	1.143	2500	500	100
AS138-33C	1.220	30.988	0.500	12.700	0.973	24.714	1.035	26.289	0.045	1.143	2500	500	200
AS138-34A	1.250	31.750	0.625	15.875	1.028	26.111	1.088	27.635	0.045	1.143	2500	500	100
AS138-34B	1.250	31.750	0.625	15.875	1.028	26.111	1.088	27.635	0.045	1.143	2500	500	100
AS138-34C	1.250	31.750	0.625	15.875	1.028	26.111	1.088	27.635	0.045	1.143	2500	500	100
AS138-35A	1.312	33.325	0.500	12.700	1.062	26.975	1.132	28.753	0.045	1.143	2500	500	100
AS138-35B	1.312	33.325	0.500	12.700	1.062	26.975	1.132	28.753	0.045	1.143	2500	500	100
AS138-35C	1.312	33.325	0.500	12.700	1.062	26.975	1.132	28.753	0.045	1.143	2500	500	100
AS138-36A	1.330	33.782	0.562	14.275	1.093	27.762	1.155	29.337	0.045	1.143	2000	400	100
AS138-36B	1.330	33.782	0.562	14.275	1.093	27.762	1.155	29.337	0.045	1.143	2000	400	100
AS138-36C	1.330	33.782	0.562	14.275	1.093	27.762	1.155	29.337	0.045	1.143	2000	400	100
AS138-37A	1.375	34.925	0.625	15.875	1.120	28.448	1.190	30.226	0.045	1.143	2500	500	100
AS138-37B	1.375	34.925	0.625	15.875	1.120	28.448	1.190	30.226	0.045	1.143	2500	500	100
AS138-37C	1.375	34.925	0.625	15.875	1.120	28.448	1.190	30.226	0.045	1.143	2500	500	100
AS138-38A	1.406	35.712	0.625	15.875	1.150	29.210	1.215	30.861	0.050	1.270	2500	500	100
AS138-38B	1.406	35.712	0.625	15.875	1.150	29.210	1.215	30.861	0.050	1.270	2500	500	100
AS138-38C	1.406	35.712	0.625	15.875	1.150	29.210	1.215	30.861	0.050	1.270	2500	500	100
AS138-39A	1.438	36.525	0.562	14.275	1.180	29.972	1.250	31.750	0.050	1.270	2500	500	100
AS138-39B	1.438	36.525	0.562	14.275	1.180	29.972	1.250	31.750	0.050	1.270	2500	500	100
AS138-39C	1.438	36.525	0.562	14.275	1.180	29.972	1.250	31.750	0.050	1.270	2500	500	100
AS138-40A	1.450	36.830	0.625	15.875	1.200	30.480	1.270	32.258	0.050	1.270	2500	500	100
AS138-40B	1.450	36.830	0.625	15.875	1.200	30.480	1.270	32.258	0.050	1.270	2500	500	100
AS138-40C	1.450	36.830	0.625	15.875	1.200	30.480	1.270	32.258	0.050	1.270	2500	500	100
AS138-41A	1.465	37.211	0.562	14.275	1.231	31.267	1.301	33.045	0.050	1.270	2500	500	100
AS138-41B	1.465	37.211	0.562	14.275	1.231	31.267	1.301	33.045	0.050	1.270	2500	500	100
AS138-41C	1.465	37.211	0.562	14.275	1.231	31.267	1.301	33.045	0.050	1.270	2500	500	100
AS138-42A	1.500	38.100	0.620	15.748	1.270	32.258	1.340	34.036	0.050	1.270	2500	500	100
AS138-42B	1.500	38.100	0.620	15.748	1.270	32.258	1.340	34.036	0.050	1.270	2500	500	100
AS138-42C	1.500	38.100	0.620	15.748	1.270	32.258	1.340	34.036	0.050	1.270	2500	500	100
AS138-43A	1.547	39.294	0.625	15.875	1.297	32.944	1.367	34.722	0.050	1.270	2500	500	100
AS138-43B	1.547	39.294	0.625	15.875	1.297	32.944	1.367	34.722	0.050	1.270	2500	500	100
AS138-43C	1.547	39.294	0.625	15.875	1.297	32.944	1.367	34.722	0.050	1.270	2500	500	100
AS138-44A	1.570	39.878	0.562	14.275	1.320	33.528	1.390	35.306	0.050	1.270	2500	500	100
AS138-44B	1.570	39.878	0.562	14.275	1.320	33.528	1.390	35.306	0.050	1.270	2500	500	100
AS138-44C	1.570	39.878	0.562	14.275	1.320	33.528	1.390	35.306	0.050	1.270	2500	500	100
AS138-45A	1.590	40.386	0.562	14.275	1.340	34.036	1.410	35.814	0.050	1.270	2500	500	100

AS138 Series Electrical Connector Dust Caps (cont.)

Caplugs No.	Dimensions										Packaging		
	A		B		C		D		E		Carton Quantity	Micro Pak Quantity	Mini Pak Quantity
	In	mm	In	mm	In	mm	In	mm	In	mm			
AS138-45B	1.590	40.386	0.562	14.275	1.340	34.036	1.410	35.814	0.050	1.270	2500	500	100
AS138-45C	1.590	40.386	0.562	14.275	1.340	34.036	1.410	35.814	0.050	1.270	2500	500	100
AS138-46A	1.610	40.894	0.625	15.875	1.360	34.544	1.430	36.322	0.050	1.270	1000	200	100
AS138-46B	1.610	40.894	0.625	15.875	1.360	34.544	1.430	36.322	0.050	1.270	1000	200	100
AS138-46C	1.610	40.894	0.625	15.875	1.360	34.544	1.430	36.322	0.050	1.270	1000	200	100
AS138-47A	1.640	41.656	0.620	15.748	1.390	35.306	1.460	37.084	0.050	1.270	1000	200	100
AS138-47B	1.640	41.656	0.620	15.748	1.390	35.306	1.460	37.084	0.050	1.270	1000	200	100
AS138-47C	1.640	41.656	0.620	15.748	1.390	35.306	1.460	37.084	0.050	1.270	1000	200	100
AS138-48A	1.670	42.418	0.560	14.224	1.416	35.966	1.486	37.744	0.050	1.270	1000	200	100
AS138-48B	1.670	42.418	0.560	14.224	1.416	35.966	1.486	37.744	0.050	1.270	1000	200	100
AS138-48C	1.670	42.418	0.560	14.224	1.416	35.966	1.486	37.744	0.050	1.270	1000	200	100
AS138-50A	1.700	43.180	0.562	14.275	1.463	37.160	1.533	38.938	0.050	1.270	1500	300	100
AS138-50B	1.700	43.180	0.562	14.275	1.463	37.160	1.533	38.938	0.050	1.270	1500	300	100
AS138-50C	1.700	43.180	0.562	14.275	1.463	37.160	1.533	38.938	0.050	1.270	1500	300	100
AS138-49A	1.700	43.180	0.625	15.875	1.450	36.830	1.520	38.608	0.050	1.270	1000	200	100
AS138-49B	1.700	43.180	0.625	15.875	1.450	36.830	1.520	38.608	0.050	1.270	1000	200	100
AS138-49C	1.700	43.180	0.625	15.875	1.450	36.830	1.520	38.608	0.050	1.270	1000	200	100
AS138-51A	1.810	45.974	0.620	15.748	1.540	39.116	1.610	40.894	0.050	1.270	1000	200	100
AS138-51B	1.810	45.974	0.620	15.748	1.540	39.116	1.610	40.894	0.050	1.270	1000	200	100
AS138-51C	1.810	45.974	0.620	15.748	1.540	39.116	1.610	40.894	0.050	1.270	1000	200	100
AS138-52A	1.820	46.228	0.562	14.275	1.570	39.878	1.640	41.656	0.050	1.270	1000	200	100
AS138-52B	1.820	46.228	0.562	14.275	1.570	39.878	1.640	41.656	0.050	1.270	1000	200	100
AS138-52C	1.820	46.228	0.562	14.275	1.570	39.878	1.640	41.656	0.050	1.270	1000	200	100
AS138-53A	1.850	46.990	0.562	14.275	1.600	40.640	1.670	42.418	0.055	1.397	1000	200	100
AS138-53B	1.850	46.990	0.562	14.275	1.600	40.640	1.670	42.418	0.055	1.397	1000	200	100
AS138-53C	1.850	46.990	0.562	14.275	1.600	40.640	1.670	42.418	0.055	1.397	1000	200	100
AS138-55A	1.880	47.752	0.620	15.748	1.648	41.859	1.718	43.637	0.055	1.397	1000	200	100
AS138-55B	1.880	47.752	0.620	15.748	1.648	41.859	1.718	43.637	0.055	1.397	1000	200	100
AS138-55C	1.880	47.752	0.620	15.748	1.648	41.859	1.718	43.637	0.055	1.397	1000	200	100
AS138-57A	1.950	49.530	0.562	14.275	1.715	43.561	1.790	45.466	0.055	1.397	1000	200	100
AS138-57B	1.950	49.530	0.562	14.275	1.715	43.561	1.790	45.466	0.055	1.397	1000	200	100
AS138-57C	1.950	49.530	0.562	14.275	1.715	43.561	1.790	45.466	0.055	1.397	1000	200	100
AS138-60A	2.020	51.308	0.562	14.275	1.770	44.958	1.840	46.736	0.055	1.397	1000	200	100

Electrical Connector Dust Caps (cont.) AS138 Series

Caplugs No.	Dimensions										Packaging		
	A		B		C		D		E		Carton Quantity	Micro Pak Quantity	Mini Pak Quantity
	In	mm	In	mm	In	mm	In	mm	In	mm			
AS138-60B	2.020	51.308	0.562	14.275	1.770	44.958	1.840	46.736	0.055	1.397	1000	200	100
AS138-60C	2.020	51.308	0.562	14.275	1.770	44.958	1.840	46.736	0.055	1.397	1000	200	100
AS138-63A	2.120	53.848	0.620	15.748	1.890	48.006	1.970	50.038	0.055	1.397	1000	200	100
AS138-63B	2.120	53.848	0.620	15.748	1.890	48.006	1.970	50.038	0.055	1.397	1000	200	100
AS138-63C	2.120	53.848	0.620	15.748	1.890	48.006	1.970	50.038	0.055	1.397	N/A	1000	N/A
AS138-65A	2.220	56.388	0.560	14.224	1.965	49.911	2.040	51.816	0.055	1.397	1000	200	100
AS138-65B	2.220	56.388	0.560	14.224	1.965	49.911	2.040	51.816	0.055	1.397	1000	200	100
AS138-65C	2.220	56.388	0.560	14.224	1.965	49.911	2.040	51.816	0.055	1.397	1000	200	100
AS138-71A	2.340	59.436	0.620	15.748	2.140	54.356	2.210	56.134	0.055	1.397	1000	200	100
AS138-71B	2.340	59.436	0.620	15.748	2.140	54.356	2.210	56.134	0.055	1.397	1000	200	100
AS138-71C	2.340	59.436	0.620	15.748	2.140	54.356	2.210	56.134	0.055	1.397	1000	200	100
AS138-74A	2.435	61.849	0.600	15.240	2.215	56.261	2.290	58.166	0.055	1.397	1000	200	100
AS138-74B	2.435	61.849	0.600	15.240	2.215	56.261	2.290	58.166	0.055	1.397	1000	200	100
AS138-74C	2.435	61.849	0.600	15.240	2.215	56.261	2.290	58.166	0.055	1.397	1000	200	100
AS138-75A	2.500	63.500	0.600	15.240	2.280	57.912	2.355	59.817	0.055	1.397	1000	200	100
AS138-75B	2.500	63.500	0.600	15.240	2.280	57.912	2.355	59.817	0.055	1.397	1000	200	100
AS138-75C	2.500	63.500	0.600	15.240	2.280	57.912	2.355	59.817	0.055	1.397	1000	200	100
AS138-77A	2.600	66.040	0.620	15.748	2.380	60.452	2.450	62.230	0.060	1.524	700	140	100
AS138-77B	2.600	66.040	0.620	15.748	2.380	60.452	2.450	62.230	0.060	1.524	700	140	100
AS138-77C	2.600	66.040	0.620	15.748	2.380	60.452	2.450	62.230	0.060	1.524	700	140	100
AS138-81A	2.660	67.564	0.600	15.240	2.440	61.976	2.530	64.262	0.060	1.524	N/A	500	N/A
AS138-81B	2.660	67.564	0.600	15.240	2.440	61.976	2.530	64.262	0.060	1.524	500	100	50
AS138-81C	2.660	67.564	0.600	15.240	2.440	61.976	2.530	64.262	0.060	1.524	N/A	500	N/A
AS138-87A	2.880	73.152	0.620	15.748	2.630	66.802	2.700	68.580	0.060	1.524	500	100	50
AS138-87B	2.880	73.152	0.620	15.748	2.630	66.802	2.700	68.580	0.060	1.524	500	100	50
AS138-87C	2.880	73.152	0.620	15.748	2.630	66.802	2.700	68.580	0.060	1.524	500	100	50
AS138-90A	2.960	75.184	0.600	15.240	2.720	69.088	2.812	71.425	0.060	1.524	500	100	50
AS138-90B	2.960	75.184	0.600	15.240	2.720	69.088	2.812	71.425	0.060	1.524	500	100	50
AS138-90C	2.960	75.184	0.600	15.240	2.720	69.088	2.812	71.425	0.060	1.524	500	100	50
AS138-96A	3.120	79.248	0.620	15.748	2.880	73.152	2.950	74.930	0.060	1.524	500	100	50
AS138-96B	3.120	79.248	0.620	15.748	2.880	73.152	2.950	74.930	0.060	1.524	500	100	50
AS138-96C	3.120	79.248	0.620	15.748	2.880	73.152	2.950	74.930	0.060	1.524	500	100	50
AS138-98A	3.220	81.788	0.600	15.240	2.960	75.184	3.050	77.470	0.060	1.524	500	100	50
AS138-98B	3.220	81.788	0.600	15.240	2.960	75.184	3.050	77.470	0.060	1.524	500	100	50
AS138-98C	3.220	81.788	0.600	15.240	2.960	75.184	3.050	77.470	0.060	1.524	500	100	50





compressed gas

Caplugs offers a full line of plastic molded components to provide superior protection for gas valves and tanks. The line can be used in a wide range of medical, industrial and specialty applications. It includes protective netting for tanks, caps for valves with external threads, plugs for valves with internal threads, protective valve sleeves and reusable tethered vinyl caps.

Not only does our netting protect tanks from impact damage, but it protects the critical labels ensuring they remain intact and legible.

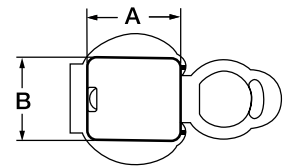
SVS Series Oxygen Cylinder Post-Valve Sleeve



SVS Series oxygen cylinder post-valve sleeves protect the delicate valves of oxygen cylinders. These patented sleeves slip easily over the valve and lock into place for a snug fit during transit. Once the sleeve is applied it can only be removed by using the tear-tab. This tear-tab feature provides a tamper-evident seal, ensuring the tank delivered is full and free of contamination.

- SVS-1 is designed for valves that do not include a washer
- SVS-2W accommodates a washer
- SVS-500 offers the same lock-in seal, but is a smaller version that covers less of the valve

Material: Low-Density Polyethylene **Color:** Green
U.S. Patent No. 7,681,587



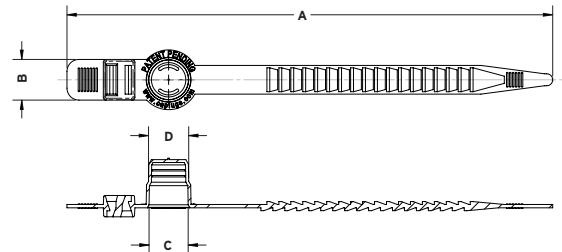
UES Series Universal Use-Evident Cap-Plug Strap



UES Series universal use-evident strap is for any compressed gas cylinder valve.

- The UES strap is designed to fit a full range of CGA valves
- Versatile dual-locking system allows it to be used as a cap or plug
- Tamper evident for both
- Ideal for use in all climates

Material: Thermoplastic Elastomer **Color:** Yellow

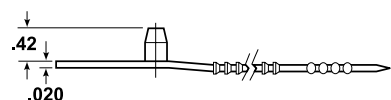
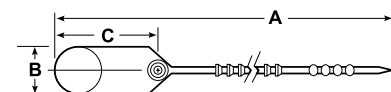


TES Series Tamper-Evident Seal



TES Series tamper evident seals provide a positive, self-locking chain that breaks upon activating, thereby indicating that the seal, lock or device has been disturbed.

Material: Polypropylene **Color:** Black
Optional Colors: Blue, Brown, Green, Orange, Pink, Purple, Red, White, Yellow



Oxygen Cylinder Post-Valve Sleeve **SVS Series**

Caplugs No.	Dimensions						Packaging	
	A		B		Part Length		Carton Quantity	Mini Pak Quantity
	In	mm	In	mm	In	mm		
SVS-500	1.021	25.93	.90	22.86	.49	12.45	3000	n/a
SVS-1	1.025	26.04	.91	23.11	1.67	42.42	1000	n/a
SVS-2W	1.012	25.70	.90	22.86	1.04	26.54	1500	n/a

† Made of Low-Density Polyethylene in Red

Universal Use-Evident Cap-Plug Strap **UES Series**

Caplugs No.	Dimensions								Packaging	
	A		B		C		D		Carton Quantity	Mini Pak Quantity
	In	mm	In	mm	In	mm	In	mm		
UES-01	10.155	257.94	.85	21.59	.94	23.88	.84	21.34	1000	200
UES-02 †	10.831	275.11	.44	11.18	1.29	32.77	1.30	33.02	500	n/a

Tamper-Evident Seal **TES Series**

Caplugs No.	Dimensions						Packaging	
	A		B		C		Carton Quantity	Mini Pak Quantity
	In	mm	In	mm	In	mm		
TES-1	5.38	136.66	.50	12.70	1.13	28.70	5000	n/a

PVW Series

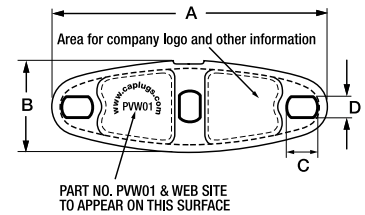
Post-Valve Wrench for Medical Gas Cylinders



PVW Series oxygen wrench for medical gas cylinder offers three different ports the user can choose from to provide the most comfortable fit. The wrench is designed to be compact and user-friendly.

- Versatile design accommodates both right-handed and left-handed individuals
- Can be pad-printed with company information
- Ideal for giveaways at trade shows or used as a promotion with each tank filling

Material: ABS **Color:** Natural, Fluorescent Green, Dark Green
U.S. Patent No. D576,851



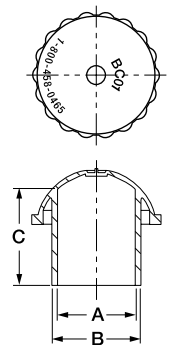
BC Series

Cylinder Valve Threaded Cap



BC Series cylinder valve threaded caps protect SCBA bottle valve threads during transit and storage. The cap is designed for self contained breathing apparatuses to protect the valve threads from impact, damage, contaminants and moisture. A large knurled head allows for easy application and removal while wearing gloves.

Material: Low-Density Polyethylene **Color:** Orange



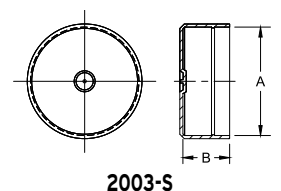
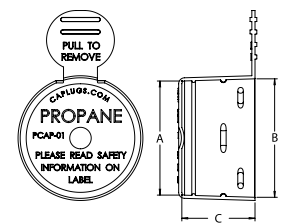
PCAP Series

Propane Caps



PCAP Series propane caps are an economical solution to protect valves on propane tanks. It provides excellent protection against impact and contaminants during storage and transit. The caps are also equipped with a tear-tab to ensure the tank reaches its end-user in optimum condition.

Material: Low-Density Polyethylene
Color: Blue (2003-S is Black)



Post-Valve Wrench for Medical Gas Cylinders **PVW Series**

Caplugs No.	Dimensions								Packaging		
	A		B		C		D		Carton Quantity	Mini Pak Quantity	Micro Pak Quantity
	In	mm	In	mm	In	mm	In	mm			
PVW-01	3.50	88.90	1.17	29.72	.39	9.78	.25	6.35	500	100	10

Cylinder Valve Threaded Cap **BC Series**

Caplugs No.	Dimensions						Packaging	
	A		B		C		Carton Quantity	Mini Pak Quantity
	In	mm	In	mm	In	mm		
BC-01	.820	20.83	.910	23.11	1.00	25.40	400	80

Propane Caps **PCAP Series**

Caplugs No.	Dimensions						Packaging	
	A		B		C		Carton Quantity	Mini Pak Quantity
	In	mm	In	mm	In	mm		
PCAP-01	1.261	32.02	1.315	33.39	.81	20.57	2000	400
PCAP-2003-S	.980	24.89	.41	10.42	-	-	4000	800

MOC Series

Mobile Oxygen Cap

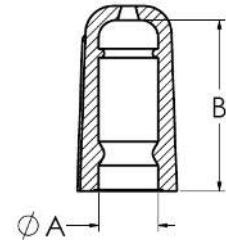
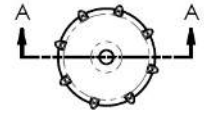


MOC Series mobile oxygen caps provide valve protection, ensuring that the units arrive at the end-user with no damage, contamination or tampering. Specially designed to be used with the Walk O2 Bout™, Grab 'n GO®, O2Go™, OxyTote™ and other popular units.

MOC-01 fits the small barbed port where oxygen tubing attaches.

- Exterior ribs aid in the removal process
- Vent hole prevents gas build up

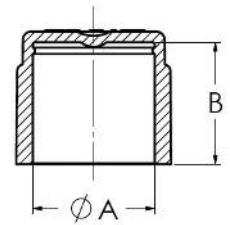
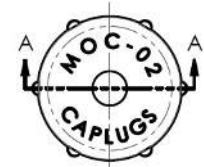
Material: Thermoplastic Elastomer (TPV) **Color:** Black



The **MOC-02** is a small threaded style cap that fits DISS connections protecting against dirt and moisture.

- Six exterior ergonomic ribs allow for easy installation and removal
- Made of Low-Density Polyethylene

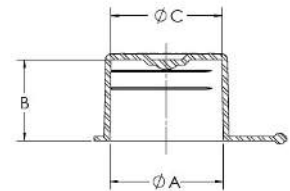
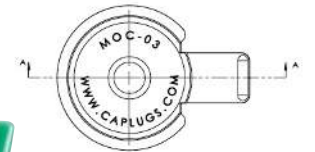
Material: Low-Density Polyethylene **Color:** Green



The **MOC-03** fits a traditional CGA540 valve which is also used to fill the oxygen cylinder. Can also be used on non-oxygen related CGA-540 valves.

- Audible click ensures part is locked in place
- Tamper evident design with pull tab for easy removal

Material: Low-Density Polyethylene **Color:** Green



Mobile Oxygen Cap MOC Series

Caplugs No.	Dimensions						Packaging		Color
	A		B		C		Carton Quantity	Mini Pak Quantity	
	In	mm	In	mm	In	mm			
MOC-01	.270	6.86	.770	19.56	n/a	n/a	2500	1000	Black
MOC-02	.553	14.05	.550	13.97	n/a	n/a	5000	1000	Green
MOC-03	.910	23.11	.650	16.51	.890	22.60	2500	500	Green

material selection by temperature

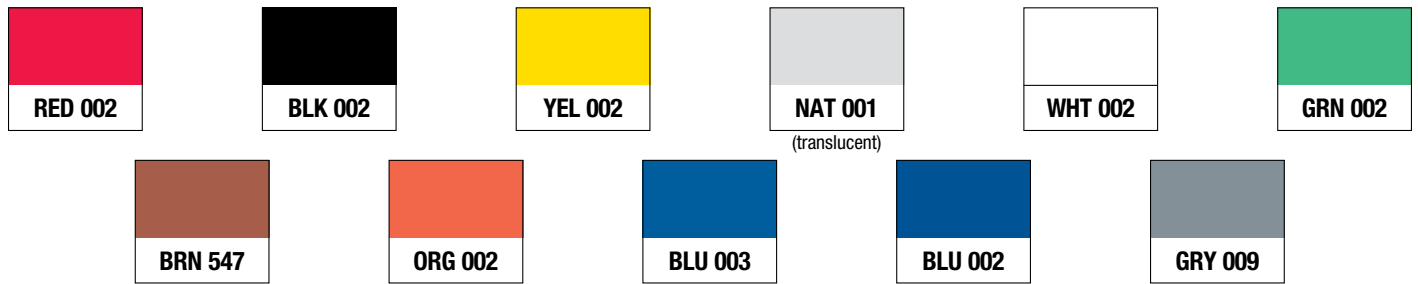
Up to 650°F		Up to 300°F		Up to 190°F	
650°F/343°C ADP, AFO, ASC, ASP	Aluminum	300°F/149°C BT, CAB, DOP, MT, MULTI PURPOSE PLUG, OCB, SB, SHB, TIE, UB	Nylon	190°F/90°C EPN-240, EPN-250, EPN-305, EPN-310, TB, TM	Linear Low-Density Polyethylene
600°F/315°C CSPP-SH, CSV, DFPP-SH, HFPP-SH, HUPH-SH, HUP-SH, HWP-SH, MDT-SH, MPP-SH-SP, MPP-SH-UB, MSP-SH, PTM, RMCP (M-SH), SC-SH, SFC, SFP-SH, SM-SH, SMT-SH, SPP-SH, SP-SH, SRC-SH, SRT-SH, ST-SH, SWP, TS, UC-SH, UDPP-SH, UFP-SH, UHCP-SH, UMFP-SH, UPH-SH, UP-SH, US-SH, UST-SH, UTM-SH, UVCP-SH, UVC-SH, UWM-SH, UWPLS-SH, UWPP-SH, UW-SH, WC-SH, ZC-SH	Silicone	300°F/149°C KD11-SH, KD-SH, SCK-SH	Crepe Paper	190°F/90°C EVC, MOC (-01)	TEO 58
500°F/260°C 22-SH, KP-SH	Polyimide	300°F/149°C BPFE, ECP, GRO, HC, STC, UES, T	FlexTemp (Thermoplastic Rubber)	190°F/90°C PVW	ABS
500°F/260°C PC198-SH, GC-SH	Glass Cloth	300°F/149°C CM-SH, PP-SH	EPDM	175°F/79°C American Standard Caps (PCAS), BC, BP, BPF, C, CBC, CBW, CC, CCF, CD, CD-M, CE, CLT, COF, CPT, CPT-NF, CST, CSW, CT, CXT, Diesel Fuel Injector Cap (FI), DO, E, EC, ECP, EGL-22, EP, EXTRA WIDE FLANGE CENTER PULL TAB, EZC, EZP, FC, FCO, FCR, FF, FFP, Finishing Flanges (FN), FLGV, FP, FPC, FPN, FTC, GC, HC-7, HEX, HSF, IEC, J, JS, K, L, MJ, MJS, MOC (-02 and -03), NUO, OE, OF, OT, PACK-AGING CAPS (PKG), PCAP, PD, PDE, PDF, PDH, PDI, PIP, PIP-TAB, PM, PMW, PN, PO, PSV, PZC, PZP, RC, RCL, RER, RFP, RH, RSC, SC, SCP, SEC, SEP, SF, SFP, SH, SPT, SQR, SR, STP, STPS-SH, SVS, SW, SWI, T, TE, TE-HNG, TE-TAB, TLF, TSE, UEO, UPP, USB, UTP, VP, W, WPT, WW, WWX, WWXX	
500°F/260°C HCR, HETV, HEZ, HFC, HJS, HTP, HVC, HVTP	Flex500™ Vinyl	300°F/149°C RCK-SH	Cork	170°F/77°C AD-SH	Anodizing Vinyl
425°F/220°C PR-SH, PC11-SH	Polyester	300°F/149°C AF-SH	Aluminum Foil	170°F/77°C EV-SH	Electroplaters Vinyl
400°F/204°C TF-SH	Teflon	250°F/121°C RSP, FP-SH	Styrene Butadiene	150°F/65°C MPP-SH-BR	Rubber
400°F/204°C PC21-SH, PC25-SH, PC30-SH, PC90-SH, PB-SH, PCD-SH, PC-S	Polyester	250°F/121°C BSP, CVC, CVV, P-48C, PVCP, RP, RPO-M, TES, TPSD	Polyethylene	150°F/65°C CSC, TRC, TRO, TSC, TSO	Polyethylene Terephthalate Glycol
400°F/204°C PSC, PTC, PTP	Paper	225°F/107°C LF-SH	Lead-Foil	140°F/60°C BPF-1/4, BPF-5mm, BPF-6mm, CEC, CEG, CEP, CTW, DCC, DCF/MDC, DP, EMC, MDC, RJ	Ethylene Vinyl Acetate
350°F/177°C AN, DR, EGL-12, ETV, EZ, FHU, HB, HU, MS, RERV, SQRV, TP, TUV, TV, VAC, VAS, VC, VCF, VF, VFC, VFE, VFT, VGR, VHC, VHF, VHG, VHR, VIF, VMF, VNG, VOR, VRF, VRR, VS, VSC, VSE, VSR, VTC, VTP, VVC, WCC, WNC	Standard Vinyl	215°F/102°C DC, DPN, DS-Q3, EGL-11, FAF, FAN, FAR, FBH, MSC, MSP, P, PDO, PSR, RPO, SHG, SSR, TH, TPN, TPN-F, UT	High-Density Polyethylene		
350°F/177°C BN-SH, EP58-SH, GN-SH, MPP-SH-GN, MT-SH	Neoprene	215°F/102°C AP	High-Impact Polystyrene		
		200°F/93°C EZ-SH	Crepe Paper		

The information above depicts the intermittent temperature-resistance characteristics of the entire list of Caplugs materials. For complete service temperature information and other physical properties of Caplugs materials, consult the Material Data Chart on pages 368 and 369. And, of course, take advantage of our free samples to test a part in your specific application before ordering.

Note: Most vinyl Flex500® products are also available in Medical Grade and Static Dissipative Vinyl. Most Low-Density Polyethylene products are also available in FlexTemp (Thermoplastic Rubber) material. For any special material requests, please contact customer service at 1.888.CAPLUGS for further information.

Standard Option Materials/Colors*

Low-Density Polyethylene PE-LD01

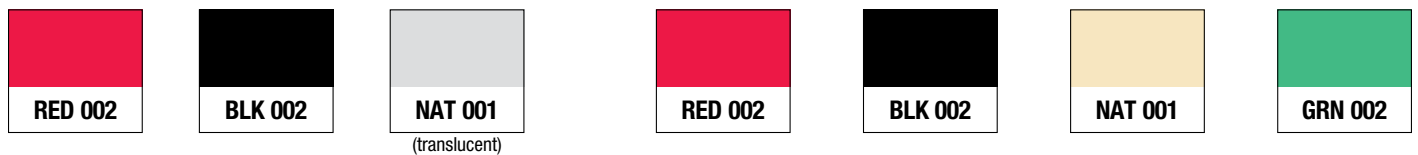


High-Density Polyethylene PE-HD06

Polypropylene PP08

Ethylene Vinyl Acetate E/VAC04

FlexTemp (Thermoplastic Rubber) TE070



Vinyl PVC



Silicone



For special materials, contact customer service.

*Colors shown are not exact. Please request a color sample for verification.

Properties*	Aluminum	Polyethylene		Polypropylene Impact (rubber-modified)	Ethylene Vinyl Acetate	FlexTemp Thermoplastic Rubber	Silicone Rubber	Vinyl	
		Low-Density	High-Density					Standard	High-Temp
MECHANICAL CHARACTERISTICS									
Specific gravity (density)	2.73	0.910 - 0.925	0.941 - 0.965	0.890 - 0.91	.920 - .950	.940 - .960	1.18	1.2	1.2
Tensile strength, p.s.i.	31 - 42	600 - 2300	3100 - 5500	2800 - 4400	1440 - 2500	2400 - 3100	200 - 1500	2300	2100
Elongation, %	20% min.	90.0 - 800.0	20.0 - 1000.0	350.0 - >500.0	550 - 900	500 - 620	700	400	270
Compressive strength, p.s.i.	11	-	2700 - 3600	4000 - 6500	-	-	-	-	-
Tear strength (ASTM D1004)	-	-	-	-	-	-	200pli	185pli	270pli
Impact strength, ft. lb./in. of notch (1/2x1/2 in. notched bar, izod test)	No break	No break	0.5 - 20.0	1.0 - 15.0 @ 73°F	No break	-	-	-	-
Hardness, Rockwell	-	D41 - D46 (Shore) R10	D60 - 70 (Shore)	R50-R85	D17 - 45 (Shore)	-	A25 - 80 (Shore)	A60 - 70 (Shore)	A80 - 90 (Shore)
ELECTRICAL CHARACTERISTICS									
Volume resistivity, ohm/cm ³ (50% RH and 23°C)	-	>10 ¹⁶	>10 ¹⁶	>10 ¹⁵	>10 ¹⁵	-	-	-	-
Dielectric constant, 60 cyc.	-	2.25 - 2.35	2.30 - 2.35	2.3	2.50 - 3.16	-	-	-	-
Dissipation (power) factor, 60 cyc.	-	<0.0005	<0.0005	>0.0003	>0.0030	-	-	-	-
SERVICE TEMPERATURES									
Continuous °C/°F	343/650	66/150	74/165	121/250	60/140	132/275	232/450	93/200	149/250
Intermittent °C/°F	343/650	79/175	102/215			149/300	316/600	177/350	246/475
Brittleness °C/°F	-70/-94	<-70/<-94	-18/0	<-70/<-94	<-68/<-90	0	-32/-29	-32/-26	-
RESISTANCE CHARACTERISTICS									
Water absorp., 24 hr., 1/8" thick, %	0.0	<0.015	<0.01	<0.01	.05-.13	<10	-	-	-
Burning rate (flammability), in./min.	-	Very Slow (1.04)	Very Slow (1.00 - 1.04)	Slow	-	Slow	Very Slow	Slow	Slow
Effect of sunlight	-	Unprotected material crazes rapidly. Requires black for complete protection.			-	-	Very Resistant	Good Resistance	Good Resistance
Effect of weak acids	Varies	Resistant	Very Resistant	Completely Resistant	Resistant	Very Resistant	Poor	Very Resistant	Very Resistant
Effect of strong acids	Varies	Attacked by oxidizing acids	Attacked slowly by oxidizing acids	Resistant to oxidizing acids	Resistant	-	Poor	Resistant	Resistant
Effect of weak alkalis	Cleaning Agent	Resistant	Very Resistant	Completely Resistant	Resistant	Very Resistant	Poor	Resistant	Resistant
Effect of strong alkalis	Etches	Resistant	Very Resistant	Very Resistant	Resistant	Very Resistant	Poor	Resistant	Resistant
Effect of organic solvents	None	Resistant (below 60°C)	Resistant (below 80°C)	Attacked by hydrocarbons and chlorinated hydrocarbons	Resistant	Swells in contact with hydrocarbons and chlorinated hydrocarbons	Moderate	Good Resistance to alcohols, aliphatic hydrocarbons and oils	Good Resistance to alcohols, aliphatic hydrocarbons and oils
Machine qualities	Fair	Good	Excellent	Good	Fair	Fair	Poor	Poor	Poor
Clarity (Natural Material)	-	Translucent to opaque	Translucent to opaque	Translucent	Translucent to opaque	Opaque	Clear to opaque	Clear to opaque	-
Abrasion resistance	Low	-	-	-	-	-	Low	Very Good	Very Good

This data is to be used as reference for selection purposes only. This data is not a comprehensive representation of specifications for every material or part offered. For specific part or material certifications, please contact a Technical Sales Representative at 1.888.CAPLUGS.

For special materials options, contact Customer Service.

*Property specifications of Caplugs parts are subject to change without notification.

**Independent Third Party Testing supports our published claims of Flex500™ successfully performing under intermittent service temperatures of over 500°F.

material data chart

Properties*	PVC Extrusion	PETG	Flex500**	Static Conductive	Static Dissipative	LLDPE	Nylon	ABS
MECHANICAL CHARACTERISTICS								
Specific gravity (density)	1.2	1.3	1.35	1.06	1.17	0.925 g/cm ³	1.13 g/cm ³	1.05
Tensile strength, p.s.i.	2300	5800	2000	1000	1900	10 Mpa	50 Mpa	5990
Elongation, %	400	50	150	300	360	>500	-	-
Compressive strength, p.s.i.	-	7300	-	-	-	-	-	-
Tear strength (ASTM D1004)	185	-	270pli	-	200pli	-	-	-
Impact strength, ft. lb./in. of notch (1/2x1/2 in. notched bar, Izod test)	-	0.19 - 0.66	-	No break	-	-	-	1.2 ft. - lb.in.
Hardness, Rockwell	A60-70 (Shore)	Shore R 108	15 Second Shore A84-94	15 Second Shore D 46	A55 - 65 Shore	47 (Shore D)	54 (Shore D)	109
ELECTRICAL CHARACTERISTICS								
Volume resistivity, ohm/cm ³ (50% RH and 23°C)	-	-	-	100	Surface Resistivity 10 ⁹ OHM/SQ	10 ¹⁸	-	-
Dielectric constant, 60 cyc.	-	3 - 4	-	-	-	-	-	-
Dissipation (power) factor, 60 cyc.	-	20 - 300 10 ⁴	-	-	-	-	-	-
SERVICE TEMPERATURES								
Continuous °C/°F	93/200	145°F	149/300	140°F	140°F	70/158	120/248	-
Intermittent °C/°F	177/350	160°F	260/500	160°F	160°F	90/194	180/356	-
Brittleness °C/°F	-32/-26	-40°F	-	<-90°F	-	<70/158	-	-
RESISTANCE CHARACTERISTICS								
Water absorp., 24 hr., 1/8" thick, %	-	0.1 to 0.2%	-	-	-	-	-	-
Burning rate (flammability), in./min.	Slow	-	Slow	Slow	Slow	Very Slow	-	UL 94 HB
Effect of sunlight	Good Resistance	Fair Resistance	Good Resistance	Very Resistant	Good Resistance	Limited Resistance	Resistant	-
Effect of weak acids	Very Resistant	-	Very Resistant	Resistant	Very Resistant	Resistant	Not Resistant	-
Effect of strong acids	Resistant	-	Resistant	Resistant	Resistant	Resistant	Not Resistant	-
Effect of weak alkalis	Very Resistant	-	Very Resistant	Resistant	Very Resistant	Resistant	Resistant	-
Effect of strong alkalis	Resistant	-	Resistant	Resistant	Resistant	Resistant	Resistant	-
Effect of organic solvents	Good resistance to alcohols, aliphatic hydrocarbons and oil	-	Good Resistance	Resistant	Good Resistance	Resistant	Resistant	-
Machine qualities	Poor	Very Good	Good	Good	Poor	Good	Good	-
Clarity (Natural Material)	Clear to opaque	Clear	Opaque	Opaque	Translucent	Translucent	Opaque	-
Abrasion resistance	Very Good	Very Good	Very Good	Low	Very Good	-	-	-

DIMENSIONAL TOLERANCES*

Caplugs parts are designed in accord with functional dimensions and will perform to dimensions listed in this catalog. In view of the flexibility and stretch of most of the materials used in Caplugs parts, it is recommended that the following tolerances be used in checking purposes, especially by those unfamiliar with measuring this material.

Tolerances for inch dimensions given to three decimal places.

±.010" per each inch of length.
Minimum is ±.010" where dimension is less than one inch.

Examples:

Tolerance for .750" dimension is ±.010"

Reason: Although .750" x ±.010" = ±.0075", ±.010" is the minimum.

Tolerance for 1.000" is ±.010"

Reason: 1.000" x ±.010" = ±.010"

Tolerance for 1.500" dimension is ±.015"

Reason: 1.500" x ±.010" = ±.015"

Tolerance for inch dimensions given to two decimal places.

±.020" per each inch of length.
Minimum is ±.020" where dimension is less than one inch.

Examples:

Tolerance for .75" dimension is ±.020"

Reason: Although .75" dimension is ±.020" = ±.015" ±.020" is the minimum.

Tolerance for 1.00" dimension is ±.020" = ±.50mm.

Reason: 1.00" x ±.020" = ±.020"

Tolerance for 1.50" is ±.030"

Reason: 1.50" x ±.020" = ±.030"

Tolerance for metric dimensions given to two decimal places.

±.25mm per each 25.40mm of length (.01 mm per mm). Minimum is ±.25mm where dimension is less than 25.40mm.

Examples:

Tolerance for 19.00mm dimension is ±.25mm.

Reason: Although 19.00mm x ±.01 is ±.19mm, .25mm is the minimum.

Tolerance for 25.40mm is ±.25mm = ±.010"

Reason: 25.40mm x ±.01mm = ±.25mm.

Tolerance for 38.10mm is ±.38mm.

Reason: 38.10mm x ±.01mm = ±.38mm.

Tolerance for metric dimensions given to one decimal place.

±.5mm per each 25.4mm of length (.02 mm per mm). Minimum is ±.5 where dimension is less than 25.4mm.

Examples:

Tolerance for 19.00mm dimension is ±.5mm.

Reason: Although 19.0mm x ±.02mm = ±.38mm, ±.5mm is the minimum.

Tolerance for 25.4mm dimension is ±.5mm.

Reason: 25.4mm x ±.02mm = ±.5mm.

Tolerance for 38.1mm dimension is ±.76mm.

Reason: 38.1mm x ±.02mm = ±.76mm.

other specifications

Military & NAS

Specs	Series	Superceded and replaced by:
NAS 811	N/A	Cancelled - no superceding spec
NAS 812	N/A	Cancelled - no superceding spec
NAS 813	EC - C*	NAS831
NAS 814	CD*	NAS832
NAS 815	PD*	NAS833
NAS 816	WW - WF*	NAS834
NAS 817	ASC*	NAS835
NAS 818	ASP	
NAS 819	N/A	
NAS 820	EP	
NAS 831	EC - C	
NAS 832	CD	
NAS 833	PD	
NAS 834	T	
NAS 835	ASC	
NAS 836	ASP	
NAS 837	EP	
NAS 838	N/A	
NAS 839	N/A	
NAS 840	P-38B only	
NAS 841	N/A	
NAS 842	ADP	
NAS 843	K	
NAS 844	SC	
NAS 845	N/A	
NAS 846	N/A	
NAS 847	N/A	
MS/AS 90376	EC/EP**	See SAE AS85049/138
MS/AS 90376	SEC/SEP**	See SAE AS85049/138
MS/AS 90376	CEC/CEP**	See SAE AS85049/138
SAEAS85049/138	AS138	
MIL-C-5501/1	PD ASP*	NAS 833 & 836
MIL-C-5501/2	ADP*	NAS 838 & 842
MIL-C-5501/3	ASC*	NAS 835
MIL-C-5501/4	N/A	N/A
MIL-C-5501/5	P-38B only*	NAS 840
MIL-C-5501/6	N/A	N/A

Specs	Series	Superceded and replaced by:
MIL-C-5501/7	T*	NAS 834
MIL-C-5501/8	K*	NAS 843
MIL-C-5501/9	SC*	NAS 844
MIL-C-5501/10	N/A	NAS 845
MIL-C-5501/11	CD*	NAS 832
MIL-C-5501/31	CEC*	NASM5501/31
MIL-C-5501/32	N/A	NASM5501/32
MIL-C-52078, Table I	T*	NAS 834
MIL-C-52078, Table V	P-38B only*	NAS 840
MIL-C-52078, Table VIII	N/A	NAS 838
MIL-C-52078, Table X	PD*	NAS 833
MIL-C-52078, Table XIII	SC*	NAS 844
MIL-C-52078, Table XV	CD*	NAS 832

RED TEXT INDICATES CANCELLED SPECIFICATION

This means no new programs can use this specification.
Existing programs may still call out these specs.

* NAS or MIL spec has been superceded. Parts meet dimensionally, but will have the engraving from the superceding spec.

** MS90376 AND AS90376 have been superceded and replaced by SAE AS85049/138

All statements, technical information, and recommendations related to Caplugs products are based on information believed to be reliable, however, the accuracy or completeness is not guaranteed. Before using any Caplugs product you must evaluate it and determine if it is suitable for your intended application. You assume all risks and liability associated with such use. Any statements related to the product which are not contained in Caplugs current publications or any contrary statements contained on your purchase order shall have no force or effect unless expressly agreed upon, in writing, by an authorized officer of Caplugs.

Vinyl Conversion

This chart is a helpful tool when trying to determine the proper vinyl cap or plug that may suit your application. The dash numbers are equivalent to the length of the part and are available in increments of 1/16".

1/16	.0625	-1	1-1/16	1.0625	-17	2-1/16	2.0625	-33	3-1/16	3.0625	-49	4-1/16	4.0625	-65	5-1/16	5.0625	-81	6-1/16	6.0625	-97	7-1/16	7.0625	-113
1/8	.1250	-2	1-1/8	1.1250	-18	2-1/8	2.1250	-34	3-1/8	3.1250	-50	4-1/8	4.1250	-66	5-1/8	5.1250	-82	6-1/8	6.1250	-98	7-1/8	7.1250	-114
3/16	.1875	-3	1-3/16	1.1875	-19	2-3/16	2.1875	-35	3-3/16	3.1875	-51	4-3/16	4.1875	-67	5-3/16	5.1875	-83	6-3/16	6.1875	-99	7-3/16	7.1875	-115
1/4	.2500	-4	1-1/4	1.2500	-20	2-1/4	2.2500	-36	3-1/4	3.2500	-52	4-1/4	4.2500	-68	5-1/4	5.2500	-84	6-1/4	6.2500	-100	7-1/4	7.2500	-116
5/16	.3125	-5	1-5/16	1.3125	-21	2-5/16	2.3125	-37	3-5/16	3.3125	-53	4-5/16	4.3125	-69	5-3/16	5.3125	-85	6-5/16	6.3125	-101	7-5/16	7.3125	-117
3/8	.3750	-6	1-3/8	1.3750	-22	2-3/8	2.3750	-38	3-3/8	3.3750	-54	4-3/8	4.3750	-70	5-3/8	5.3750	-86	6-3/8	6.3750	-102	7-3/8	7.3750	-118
7/16	.4375	-7	1-7/16	1.4375	-23	2-7/16	2.4375	-39	3-7/16	3.4375	-55	4-7/16	4.4375	-71	5-7/16	5.4375	-87	6-7/16	6.4375	-103	7-7/16	7.4375	-119
1/2	.5000	-8	1-1/2	1.5000	-24	2-1/2	2.5000	-40	3-1/2	3.5000	-56	4-1/2	4.5000	-72	5-1/2	5.5000	-88	6-1/2	6.5000	-104	7-1/2	7.5000	-120
9/16	.5625	-9	1-9/16	1.5625	-25	2-9/16	2.5625	-41	3-9/16	3.5625	-57	4-9/16	4.5625	-73	5-9/16	5.5625	-89	6-9/16	6.5625	-105	7-9/16	7.5625	-121
5/8	.6250	-10	1-5/8	1.6250	-26	2-5/8	2.6250	-42	3-5/8	3.6250	-58	4-5/8	4.6250	-74	5-5/8	5.6250	-90	6-5/8	6.6250	-106	7-5/8	7.6250	-122
11/16	.6875	-11	1-11/16	1.6875	-27	2-11/16	2.6875	-43	3-11/16	3.6875	-59	4-11/16	4.6875	-75	5-11/16	5.6875	-91	6-11/16	6.6875	-107	7-11/16	7.6875	-123
3/4	.7500	-12	1-3/4	1.7500	-28	2-3/4	2.7500	-44	3-3/4	3.7500	-60	4-3/4	4.7500	-76	5-3/4	5.7500	-92	6-3/4	6.7500	-108	7-3/4	7.7500	-124
13/16	.8125	-13	1-13/16	1.8125	-29	2-13/16	2.8125	-45	3-13/16	3.8125	-61	4-13/16	4.8125	-77	5-13/16	5.8125	-93	6-13/16	6.8125	-109	7-13/16	7.8125	-125
7/8	.8750	-14	1-7/8	1.8750	-30	2-7/8	2.8750	-46	3-7/8	3.8750	-62	4-7/8	4.8750	-78	5-7/8	5.8750	-94	6-7/8	6.8750	-110	7-7/8	7.8750	-126
15/16	.9375	-15	1-15/16	1.9375	-31	2-15/16	2.9375	-47	3-15/16	3.9375	-63	4-15/16	4.9375	-79	5-15/16	5.9375	-95	6-15/16	6.9375	-111	7-15/16	7.9375	-127
1	1.0000	-16	2	2.0000	-32	3	3.0000	-48	4	4.0000	-64	5	5.0000	-80	6	6.0000	-96	7	7.0000	-112	8	8.0000	-128

terms & conditions

Terms: Net 30 Days. The terms stated in Caplugs documents govern all sales notwithstanding the use of buyers purchase order number as an accommodation. Visa, MasterCard, Discover Card and American Express accepted.

Pricing: Consult Caplugs Representative or Order Service Center for Standard Carton, Mini Pak and Micro Pak pricing. Pricing is subject to change without notification.

Material Certification: Caplugs supplies standard material certification with all shipments. Special certification requirements will be reviewed and may be subject to additional charges.

Shipping Point*: ExWorks Buffalo, NY, Los Angeles, CA or Erie, PA. All rights reserved and title to merchandise transfers to the buyer upon delivery to the carrier. *Please Note: Caplugs has 3 shipping sites which could result in split shipments from multiple facilities, each with separate freight charges. Hangzhou direct shipments by ExWorks Hangzhou.

Delivery: The acceptance of shipments by common carrier shall constitute a delivery to the purchaser and Caplugs shall not be responsible for merchandise damaged or lost in transit.

Quantities: Order quantities will be increased or decreased to the nearest standard packaging quantity (Standard Carton, Mini Pak or Micro Pak). Delivery of 5% more or less than the quantity ordered shall constitute fulfillment of the order for custom closures or standard closures run in nonstandard colors or materials.

Packaging: Caplugs reserves the right to change the quantities in its Standard Carton, Mini Pak or Micro Pak, consistent with current packaging and/or shipping practices without notification. Micro Paks have a minimum purchase quantity of 2. Pressure heat treated pallets may be subject to additional charges for each pallet required. Caplugs reserves the right to change minimum purchase quantities at any time, without notification.

Errors: Typographical and clerical errors subject to correction.

Return Policy: If the buyer claims parts are not as ordered, he/she must notify Caplugs within 30 days of delivery. All returns of standard cartons received within 30 days of shipment are subject to a 30% handling fee. Returns of standard cartons received 30 to 90 days after shipment are subject to a 50% handling fee. After 90 days, there are no returns. Mini and Micro Paks may not be returned. No parts may be returned without a Return Authorization Number issued by a Caplugs Customer Service representative in Buffalo, NY, Los Angeles, CA or Erie, PA.

Specification: Standard Caplugs parts will be supplied in accordance with Caplugs quotation and description in Caplugs literature. Custom parts will be furnished in accordance with Caplugs quotation and Caplugs or buyer(s) drawings and/or specifications.

Cancellation: In the event of cancellation or deferral of deliveries on an order, the buyer assumes immediate liability for any completed part of the order, any material or tooling work performed, and may be asked for immediate payment of the charges involved.

Credit: Caplugs may refuse to make shipment unless previous invoices have been honored and satisfactory credit has been established.

Important Notice: All statements, technical information, and recommendations related to Caplugs products are based on information believed to be reliable, however, the accuracy or completeness is not guaranteed. Before using any Caplugs product you must evaluate it and determine if it is suitable for your intended application. You assume all risks and liability associated with such use. Any statements related to the product which are not contained in Caplugs current publications, or any contrary statements contained on your purchase order, shall have no force or effect unless expressly agreed upon, in writing, by an authorized officer of Caplugs.

Warranty; Limited Remedy; Limited Liability:

This product will be free from defects in material and manufacture as of the date of purchase. Caplugs MAKES NO OTHER WARRANTIES INCLUDING, BUT NOT LIMITED TO, ANY IMPLIED WARRANTY OF FITNESS FOR A PARTICULAR PURPOSE. If this product is defective your exclusive remedy shall be to replace the product or refund the purchase price of the Caplugs product. Except where prohibited by law, Caplugs will not be liable for any indirect, special, incidental or consequential loss or damage arising from this Caplugs product, regardless of the legal theory asserted.

Tooling: All tooling remaining in Caplugs possession will receive normal maintenance for the production of parts unless: a) A tool has produced more than 500,000 parts per cavity, or b) A tool has had no production activity for more than one year. In either event, it may be necessary to refurbish or rebuild the tool at buyer(s) expense before additional parts can be produced. If 18 months have passed without an order from the customer, tooling will be deemed abandoned.

General Matters: Caplugs is a large business, is located in a labor surplus area, is not women or minority owned, and is current on all EEO filings. Materials used in manufacturing parts satisfy current governmental and safety constraints on restricted, toxic and hazardous materials. Parts are produced without the use of Class I ozone-depleting chemicals.

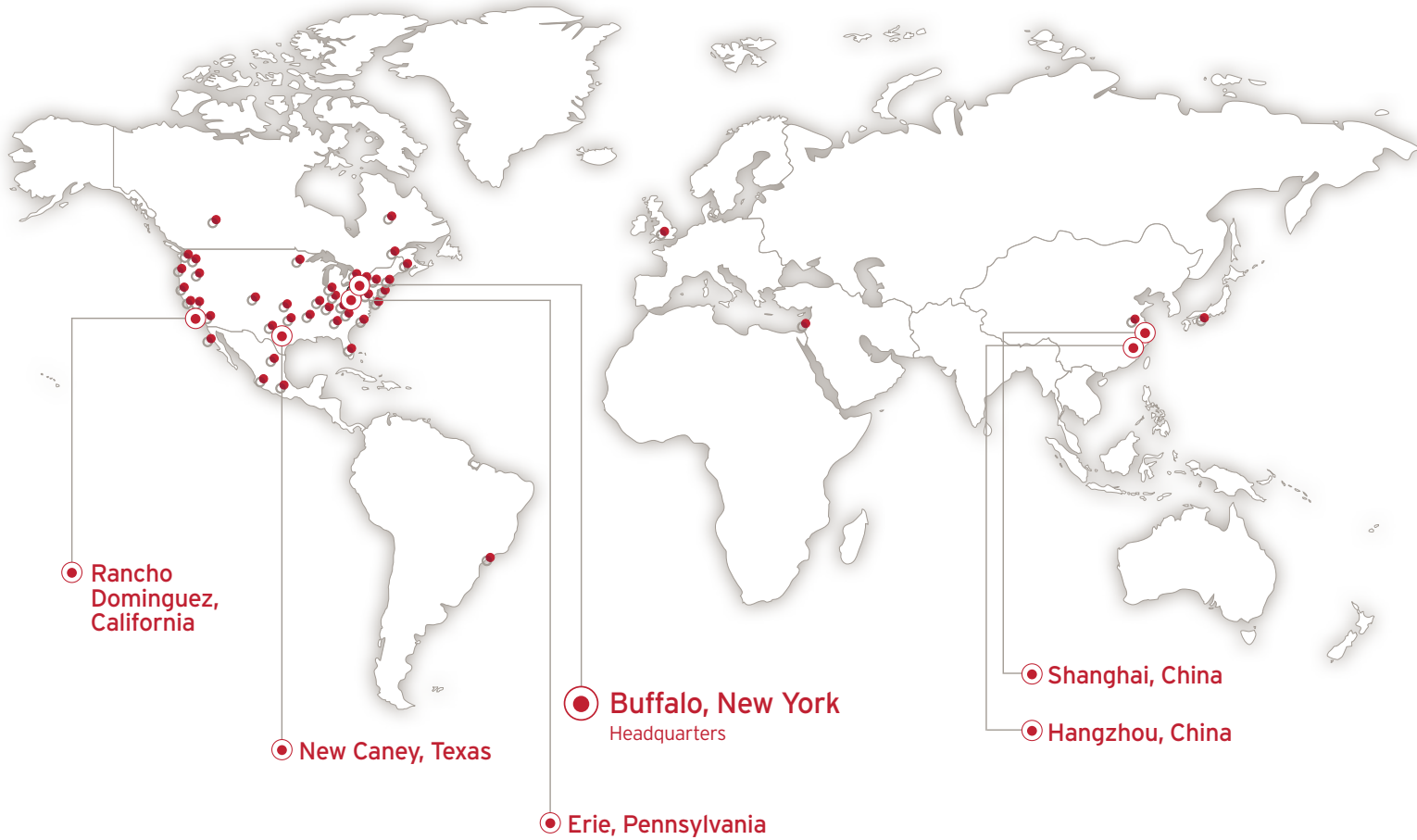
22-SH.....	196	FAN.....	288-295	PCD-SH.....	204	TE-HNG.....	238
ADP.....	100	FAR.....	284-287	PD.....	108	TES.....	360
AD-SH.....	203	FBH.....	296	PDE.....	110	TF-SH.....	202
AFO.....	102	FC.....	276	PDF.....	110	TH.....	116
AF-SH.....	202	FCO.....	34	PDH.....	110	TH-SH.....	216
AN.....	54	FCR.....	82	PDI.....	112	TIE.....	256
AP.....	138	FF.....	302	PDO.....	112	TLF.....	274
AR-SH.....	206	FFP.....	288	PDP.....	138	TM.....	116
ASI38.....	354-357	FHU.....	272	Pinch clamps.....	332	TP.....	98
ASC.....	50	FI.....	34	PIP.....	130	TPN.....	118
ASP.....	102	FLGV.....	298	PIP-TAB.....	130	TPN-F.....	118
BC.....	362	FN.....	306	PKG.....	238	TPSD.....	118
BCB-SH.....	216	FP.....	128	PM.....	42	TRC.....	226-229, 312-315
BN-SH.....	166	FPC.....	264	PMW.....	224	TRO.....	230-233, 316-319
BP.....	122	FPN.....	270	PN.....	42	TS.....	158
BPF.....	124	FP-SH.....	178	PO.....	42	TSC.....	234
BPFE.....	120	FTC.....	36	PP-SH.....	168	TSE.....	236
BSP.....	102	GC.....	36	PR-SH.....	198, 200	TSO.....	234
BT.....	104	GC-SH.....	199, 201	PSC.....	160	TUV.....	58
C.....	338	GN-SH.....	166	PSR.....	268	TV.....	30
C-SH.....	210	GRO.....	248	PTC.....	160	UB.....	250
CAB.....	294	HB.....	254	PTP.....	186	UC-SH.....	192
CB-SH.....	216	HC.....	36	PVCP.....	270	UDPP-SH.....	172
CBC.....	348	HCR.....	148	PVW.....	362	UEO.....	268
CBW.....	224	HETV.....	184	PZC.....	48	UES.....	360
CC.....	306	HEX.....	38	PZP.....	96	UFP-SH.....	178
CCF.....	126	HEZ.....	154	RC.....	48	UHCP-SH.....	186
CD.....	52	HFC.....	156	RCK-SH.....	188	UMFP-SH.....	174
CD-M.....	52	HFFP-SH.....	172	RCL.....	50	UPH-SH.....	164
CE.....	260	HJS.....	148	RER.....	132	UPP.....	100
CEC.....	340	Hooks (C, CV, S, V).....	210	RERV.....	132	UP-SH.....	162
CEG.....	352	HSF.....	308	RFP.....	276	USB.....	348
CEP.....	352	HTP.....	184	RH/RHW.....	84	US-SH.....	190
CH.....	140	HU.....	272	RJ.....	350	UST-SH.....	194
CLT.....	266	HUP-SH.....	162	RMCP.....	176	UT.....	120
CM-SH.....	182	HUPH-SH.....	164	ROD-SH.....	216	UTM-SH.....	174
COF.....	82	HVC.....	150-153	RP.....	112	UTP.....	120
CP.....	136	HVTP.....	184	RPO.....	114	UVCP-SH.....	158
CPH.....	136	HWP-SH.....	182	RPO-M.....	114	UWH-SH.....	217
CPR.....	138	IEC.....	352	RSP.....	96	UWM-SH.....	170
CPT.....	88	J.....	38	S-SH.....	210	UWPPLS-SH.....	170
CPT-NF.....	90	JS.....	38	SB.....	250	UWPP-SH.....	170
CSC.....	194	K.....	94	SB-SH.....	214	UW-SH.....	178
CST.....	266	KDI-SH.....	197	SC.....	44-47	V-SH.....	210
CSV.....	234	KD-SH.....	199, 201	SCK-SH.....	188	VAC.....	58
CSW.....	224	KP-SH.....	199, 201	SCP.....	236	VAS.....	300
CT.....	90	L.....	94	SC-SH.....	144	VB-SH.....	214
CTW.....	248	LF-SH.....	202	SEC.....	340	VC.....	60-63, 272
CV-SH.....	210	MCN-TCP.....	328	SEP.....	350	VCF.....	64
CVC.....	224, 322	MCN-TCS.....	328	SF.....	308	VF.....	302
CVV.....	244, 324	MCN-TCV.....	328	SFC.....	160	VFC.....	66
CXT.....	92	MDC.....	346	SFP.....	308	VFE.....	68
D.....	136	MDT-SH.....	190	SFP-SH.....	180	VFT.....	68-71
DC.....	54	MJ.....	40	SH.....	130	VGR.....	252
DCC.....	344	MJS.....	40	SHG.....	254	VHC.....	242
DCF.....	344	MKIT HVC Series.....	208	SHVA-SH.....	212	VHF.....	82
DFPP-SH.....	172	MKIT VC SERIES.....	208	SHVB-SH.....	212	VHG.....	252
DO.....	126	MOC.....	364	SHVC-SH.....	212	VHR.....	242
DOP.....	128	Modular racks.....	216	SK-SH.....	208	VIF.....	70
DP.....	346	MPP.....	128	Slide clamps.....	332	VMF.....	70
DPN.....	104	MPP-SH.....	182	SPLINE-SH.....	216	VNG.....	252
DR.....	270	MS.....	54	SPP-SH.....	168	VOR.....	254
DS.....	344	MSC.....	342	SP-SH.....	180	VP.....	264
E.....	350	MSP.....	104	SPT.....	98	VRF.....	72
EB.....	140	MSP-SH.....	182	SQR.....	134	VRR.....	74
EC.....	338	MT.....	106	SQRV.....	134	VS.....	74
ECP.....	90	MT-SH.....	186	SOV-SH.....	212	VSC.....	76
EGL.....	248	NUO.....	266	SRC-SH.....	146	VSE.....	242, 322
EMC.....	346	OCB.....	250	SRT-SH.....	194	VSR.....	304
EP.....	348	OE.....	262	SSR.....	268	VTC.....	78
EP58-SH.....	206	OF.....	40	STC.....	98	VTP.....	100
EPN-240.....	260	OT.....	96	STP.....	238	VVC.....	80, 326
EPN-250.....	262	P.....	106	STPS-SH.....	190	W.....	26
EPN-305.....	298	PB-SH.....	198, 200	ST-SH.....	192	WCC.....	58
EPN-310.....	300	PC-SH.....	198, 200, 204	SVS.....	360	WC-SH.....	146
ETV.....	114	PCI-SH.....	197	SW.....	220, 322	WNC.....	276
EVC.....	324	PCI198-SH.....	196	SWI.....	222	WPT.....	92
EV-SH.....	203	PC21-SH.....	197	SWP.....	180	WW.....	28
EZ.....	56	PC25-SH.....	196	T.....	22-25	WWX.....	26
EZC.....	34	PC30-SH.....	197	TB.....	116	Y-Connectors.....	330
EZP.....	92	PC90-SH.....	197	TCB-SH.....	216	ZC-SH.....	146
EZ-SH.....	199, 201	PCAP.....	362	TE.....	240, 320		
FAF.....	278-283	PCAS.....	264	TE-TAB.....	240, 320		

If you cannot find the part or series you are looking for, please call **1.888.CAPPLUGS** for assistance. Parts not shown in this catalog may still be available to order.

In addition to the standard product line, Caplugs has tooling for thousands of non-standard parts not shown in this catalog that are available to order. For further information, contact our Technical Sales Department.



Caplugs is the leader in product protection with manufacturing locations and sales representatives all over the world to serve every customer efficiently.



○ Manufacturing Plants ● Sales Representatives

1.888.CAPLUGS | +1 716 876 9855 | www.caplugs.com | sales@caplugs.com

International Sales Representatives

United Kingdom & Ireland
Greentree Caplugs®
+44 (0) 1684 533800
Fax: +44 (0) 1684 297005
sales@greentree-eng.co.uk
www.greentree-eng.co.uk

Belgium
Allo Industry
+32 55 213 506
info@alloindustry.be
www.alloindustry.be

**Poland, Czech Republic,
Slovakia, Belarus**
Lapena Sp. J.
+48 22 569 91 91
lapena@lapena.pl
www.lapena.pl

Argentina & Brazil
Vermont Rep Com Ltda.
+55 11 3726-6655
vendas@vermont-rep.com
www.vermont-rep.com

Israel
Yail Noa Agencies Ltd.
+972-3-5509148
sales@yail-noa.co.il
www.yail-noa.co.il